

MASTERY CHARTER SCHOOL – THOMAS CAMPUS

**FINANCIAL STATEMENTS AND
SUPPLEMENTARY INFORMATION**

**YEAR ENDED JUNE 30, 2024
(WITH SUMMARIZED FINANCIAL INFORMATION FOR
JUNE 30, 2023)**



CPAs | CONSULTANTS | WEALTH ADVISORS

[CLAconnect.com](https://www.CLAconnect.com)

**MASTERY CHARTER SCHOOL – THOMAS CAMPUS
TABLE OF CONTENTS
YEAR ENDED JUNE 30, 2024**

INDEPENDENT AUDITORS' REPORT	1
REQUIRED SUPPLEMENTARY INFORMATION	
MANAGEMENT'S DISCUSSION AND ANALYSIS (UNAUDITED)	5
FINANCIAL STATEMENTS	
STATEMENT OF NET POSITION	9
STATEMENT OF ACTIVITIES	10
BALANCE SHEET – GOVERNMENTAL FUNDS	11
RECONCILIATION OF THE BALANCE SHEET OF GOVERNMENTAL FUNDS TO THE STATEMENT OF NET POSITION	12
STATEMENT OF REVENUES, EXPENDITURES, AND CHANGES IN FUND BALANCE – GOVERNMENTAL FUNDS	13
RECONCILIATION OF THE STATEMENT OF REVENUES, EXPENDITURES, AND CHANGES IN FUND BALANCES OF GOVERNMENTAL FUNDS TO THE STATEMENT OF ACTIVITIES	14
NOTES TO FINANCIAL STATEMENTS	15
REQUIRED SUPPLEMENTARY INFORMATION (UNAUDITED)	
SCHEDULE OF REVENUES, EXPENDITURES, AND CHANGES IN FUND BALANCE – BUDGET AND ACTUAL – GENERAL FUND (UNAUDITED)	37
SCHEDULES OF PROPORTIONATE SHARE OF PSERS NET PENSION LIABILITY AND CONTRIBUTIONS (UNAUDITED)	38
SCHEDULES OF PROPORTIONATE SHARE OF PSERS NET OPEB LIABILITY AND CONTRIBUTIONS (UNAUDITED)	39
SINGLE AUDIT REQUIREMENTS	
SCHEDULE OF EXPENDITURES OF FEDERAL AWARDS	40
NOTES TO SCHEDULE OF EXPENDITURES OF FEDERAL AWARDS	41
INDEPENDENT AUDITORS' REPORT ON INTERNAL CONTROL OVER FINANCIAL REPORTING AND ON COMPLIANCE AND OTHER MATTERS BASED ON AN AUDIT OF FINANCIAL STATEMENTS PERFORMED IN ACCORDANCE WITH <i>GOVERNMENT AUDITING STANDARDS</i>	42

**MASTERY CHARTER SCHOOL – THOMAS CAMPUS
TABLE OF CONTENTS
YEAR ENDED JUNE 30, 2024**

INDEPENDENT AUDITORS' REPORT ON COMPLIANCE FOR EACH MAJOR FEDERAL PROGRAM AND REPORT ON INTERNAL CONTROL OVER COMPLIANCE REQUIRED BY THE UNIFORM GUIDANCE	44
SCHEDULE OF FINDINGS AND QUESTIONED COSTS	47



INDEPENDENT AUDITORS' REPORT

Board of Trustees
Mastery Charter School – Thomas Campus
Philadelphia, Pennsylvania

Report on the Audit of the Financial Statements

Opinions

We have audited the accompanying financial statements of the governmental activities and the general fund of Mastery Charter School – Thomas Campus, as of and for the year ended June 30, 2024, and the related notes to the financial statements, which collectively comprise Mastery Charter School – Thomas Campus' basic financial statements as listed in the table of contents.

In our opinion, the financial statements referred to above present fairly, in all material respects, the respective financial position of the governmental activities and the general fund of Mastery Charter School – Thomas Campus, as of June 30, 2024, and the respective changes in financial position for the year then ended in accordance with accounting principles generally accepted in the United States of America.

Basis for Opinions

We conducted our audit in accordance with auditing standards generally accepted in the United States of America (GAAS) and the standards applicable to financial audits contained in *Government Auditing Standards*, issued by the Comptroller General of the United States. Our responsibilities under those standards are further described in the Auditors' Responsibilities for the Audit of the Financial Statements section of our report. We are required to be independent of Mastery Charter School – Thomas Campus and to meet our other ethical responsibilities, in accordance with the relevant ethical requirements relating to our audit. We believe that the audit evidence we have obtained is sufficient and appropriate to provide a basis for our audit opinions.

Responsibilities of Management for the Financial Statements

Management is responsible for the preparation and fair presentation of the financial statements in accordance with accounting principles generally accepted in the United States of America, and for the design, implementation, and maintenance of internal control relevant to the preparation and fair presentation of financial statements that are free from material misstatement, whether due to fraud or error.

In preparing the financial statements, management is required to evaluate whether there are conditions or events, considered in the aggregate, that raise substantial doubt about Mastery Charter School – Thomas Campus' ability to continue as a going concern for twelve months beyond the financial statement date, including any currently known information that may raise substantial doubt shortly thereafter.

Auditors' Responsibilities for the Audit of the Financial Statements

Our objectives are to obtain reasonable assurance about whether the financial statements as a whole are free from material misstatement, whether due to fraud or error, and to issue an auditors' report that includes our opinions. Reasonable assurance is a high level of assurance but is not absolute assurance and therefore is not a guarantee that an audit conducted in accordance with GAAS and *Government Auditing Standards* will always detect a material misstatement when it exists. The risk of not detecting a material misstatement resulting from fraud is higher than for one resulting from error, as fraud may involve collusion, forgery, intentional omissions, misrepresentations, or the override of internal control. Misstatements are considered material if there is a substantial likelihood that, individually or in the aggregate, they would influence the judgment made by a reasonable user based on the financial statements.

In performing an audit in accordance with GAAS and *Government Auditing Standards*, we:

- Exercise professional judgment and maintain professional skepticism throughout the audit.
- Identify and assess the risks of material misstatement of the financial statements, whether due to fraud or error, and design and perform audit procedures responsive to those risks. Such procedures include examining, on a test basis, evidence regarding the amounts and disclosures in the financial statements.
- Obtain an understanding of internal control relevant to the audit in order to design audit procedures that are appropriate in the circumstances, but not for the purpose of expressing an opinion on the effectiveness of Mastery Charter School – Thomas Campus' internal control. Accordingly, no such opinion is expressed.
- Evaluate the appropriateness of accounting policies used and the reasonableness of significant accounting estimates made by management, as well as evaluate the overall presentation of the financial statements.
- Conclude whether, in our judgment, there are conditions or events, considered in the aggregate, that raise substantial doubt about Mastery Charter School – Thomas Campus' ability to continue as a going concern for a reasonable period of time.

We are required to communicate with those charged with governance regarding, among other matters, the planned scope and timing of the audit, significant audit findings, and certain internal control related matters that we identified during the audit.

Required Supplementary Information

Accounting principles generally accepted in the United States of America require that the management’s discussion and analysis, the schedule of revenues, expenditures, and changes in fund balance – budget and actual – general fund, the schedules of proportionate share of PSERS net pension liability and contributions, and the schedules of proportionate share of PSERS net OPEB liability and contributions be presented to supplement the basic financial statements. Such information is the responsibility of management and, although not a part of the basic financial statements, is required by the Governmental Accounting Standards Board who considers it to be an essential part of financial reporting for placing the basic financial statements in an appropriate operational, economic, or historical context. We have applied certain limited procedures to the required supplementary information in accordance with GAAS, which consisted of inquiries of management about the methods of preparing the information and comparing the information for consistency with management’s responses to our inquiries, the basic financial statements, and other knowledge we obtained during our audit of the basic financial statements. We do not express an opinion or provide any assurance on the information because the limited procedures do not provide us with sufficient evidence to express an opinion or provide any assurance.

Supplementary Information

Our audit was conducted for the purpose of forming opinions on the financial statements that collectively comprise Mastery Charter School – Thomas Campus’ basic financial statements. The schedule of expenditures of federal awards, as required by Title 2 U.S. *Code of Federal Regulations* Part 200, *Uniform Administrative Requirements, Cost Principles, and Audit Requirements for Federal Awards* is presented for purposes of additional analysis and is not a required part of the basic financial statements. Such information is the responsibility of management and was derived from and relates directly to the underlying accounting and other records used to prepare the basic financial statements. The information has been subjected to the auditing procedures applied in the audit of the basic financial statements and certain additional procedures, including comparing and reconciling such information directly to the underlying accounting and other records used to prepare the basic financial statements or to the basic financial statements themselves, and other additional procedures in accordance with GAAS. In our opinion, the schedule of expenditures of federal awards is fairly stated, in all material respects, in relation to the basic financial statements as a whole.


Report on Summarized Comparative Information

We have previously audited Mastery Charter School – Thomas Campus’ 2023 financial statements, and we expressed unmodified audit opinions on the respective financial statements of the governmental activities and the general fund in our report dated November 16, 2023. In our opinion, the summarized comparative information presented herein as of and for the year ended June 30, 2023, is consistent, in all material respects, with the audited financial statements from which it has been derived.

Board of Trustees
Mastery Charter School – Thomas Campus

Other Reporting Required by Government Auditing Standards

In accordance with *Government Auditing Standards*, we have also issued our report dated November 19, 2024, on our consideration of Mastery Charter School – Thomas Campus’ internal control over financial reporting and on our tests of its compliance with certain provisions of laws, regulations, contracts, and grant agreements and other matters. The purpose of that report is solely to describe the scope of our testing of internal control over financial reporting and compliance and the results of that testing, and not to provide an opinion on the effectiveness of Mastery Charter School – Thomas Campus’ internal control over financial reporting or on compliance. That report is an integral part of an audit performed in accordance with *Government Auditing Standards* in considering Mastery Charter School – Thomas Campus’ internal control over financial reporting and compliance.

A handwritten signature in cursive script that reads "CliftonLarsonAllen LLP".

CliftonLarsonAllen LLP

King of Prussia, Pennsylvania
November 19, 2024

**MASTERY CHARTER SCHOOL – THOMAS CAMPUS
MANAGEMENT’S DISCUSSION AND ANALYSIS (UNAUDITED)
JUNE 30, 2024**

The management of Mastery Charter School – Thomas Campus (the School) offers readers of the School’s financial statements this narrative overview and analysis of the financial activities of the School for the fiscal year ended June 30, 2024. We encourage readers to consider the information presented here in conjunction with the School’s financial statements.

Financial Highlights

- Total revenues increased by \$5,572,987 to \$30,509,151, mostly due to an increase in local educational agencies, federal sources, other local sources, and interest.
- At the close of the current fiscal year, the School reports ending net position of \$14,599,379. This net position balance represents an increase in net position of \$7,336,059 for the year ended June 30, 2024.
- At the close of the current fiscal year, the School reports an ending general fund balance of \$17,555,663. This general fund balance represents an increase in fund balance of \$6,815,649 for the year ended June 30, 2024.
- The School’s cash and investments balance at June 30, 2024, was \$18,635,175, representing an increase of \$6,284,103 from June 30, 2023.

Overview of the Financial Statements

The discussion and analysis is intended to serve as an introduction to the School’s basic financial statements. The School’s basic financial statements as presented comprise four components: Management’s Discussion and Analysis (this section), the basic financial statements, budgetary comparison and reporting required under Government Auditing Standards and Uniform Guidance.

Government-Wide Financial Statements

The government-wide financial statements are designed to provide readers with a broad overview of the School’s finances, in a manner similar to a private-sector business.

The statement of net position presents information on all of the School’s assets, deferred outflows, liabilities and deferred inflows, with the difference reported as net position. Over time, increases or decreases in net position may serve as a useful indicator of whether the financial position of the School is improving or deteriorating.

The statement of activities presents information showing how the School’s net position changed during the most recent fiscal year. All changes in net position are reported as soon as the underlying event giving rise to the change occurs, regardless of the timing of related cash flows.

The government-wide financial statements report on the function of the School that is principally supported by subsidies from school districts whose constituents attend the School.

**MASTERY CHARTER SCHOOL – THOMAS CAMPUS
MANAGEMENT’S DISCUSSION AND ANALYSIS (UNAUDITED)
JUNE 30, 2024**

Overview of the Financial Statements (Continued)

Fund Financial Statements

A fund is a group of related accounts that are used to maintain control over resources that have been segregated for specific activities or purposes. The School, like governmental type entities, utilizes fund accounting to ensure and demonstrate compliance with finance-related legal requirements. The School has only one fund type, the general fund.

Notes to the Financial Statements

The notes provide additional information that is essential to a full understanding of the data provided in the government-wide and fund financial statements.

Government-Wide Financial Analysis

Net position may serve over time as a useful indicator of a government’s financial position. In the case of the School, assets and deferred outflows exceeded liabilities and deferred inflows by \$14,599,379 as of June 30, 2024.

	<u>2024</u>	<u>2023</u>
Current and Other Assets	\$ 20,544,953	\$ 13,661,867
Capital Assets	<u>5,054,226</u>	<u>5,394,154</u>
Total Assets	25,599,179	19,056,021
Deferred Outflows	913,228	844,228
Current Liabilities	3,079,040	3,001,947
Noncurrent Liabilities	<u>8,149,418</u>	<u>8,481,412</u>
Total Liabilities	11,228,458	11,483,359
Deferred Inflows	<u>684,570</u>	<u>1,153,570</u>
Net Investment in Capital Assets	1,894,229	1,963,784
Unrestricted	<u>12,705,150</u>	<u>5,299,536</u>
Total Net Position	<u>\$ 14,599,379</u>	<u>\$ 7,263,320</u>

**MASTERY CHARTER SCHOOL – THOMAS CAMPUS
MANAGEMENT’S DISCUSSION AND ANALYSIS (UNAUDITED)
JUNE 30, 2024**

Government-Wide Financial Analysis (Continued)

The School’s revenues are predominately from the School District of Philadelphia, based on the student enrollment, donations from private sources and awards from federal and state sources.

	<u>2024</u>	<u>2023</u>
REVENUES		
Local Educational Agencies	\$ 21,600,816	\$ 16,921,448
State Sources	408,960	386,104
Federal Sources	7,719,928	7,130,953
Other Grants and Contributions	4,596	917
Other Local Sources	409,399	301,519
Interest	365,452	195,223
Total Revenues	<u>30,509,151</u>	<u>24,936,164</u>
EXPENDITURES		
Instruction	10,385,155	10,371,952
Special Education	4,269,299	3,882,600
Student Support Services	1,773,200	2,021,569
Instruction Support Services	29,954	50,338
Administration Support	3,748,379	3,276,396
Pupil Health	163,533	176,242
Business Services	147,800	112,600
Operations and Maintenance	1,450,616	1,477,477
Student Transportation Services	5,739	7,060
Other Support Services	254,845	260,884
Student Activities	196,793	238,151
Interest Expense	138,436	152,051
Depreciation and Amortization Expense	609,343	601,654
Total Expenditures	<u>23,173,092</u>	<u>22,628,974</u>
Change in Net Position	7,336,059	2,307,190
Net Position - Beginning	<u>7,263,320</u>	<u>4,956,130</u>
Net Position - Ending	<u>\$ 14,599,379</u>	<u>\$ 7,263,320</u>

Governmental Fund

The focus of the School’s governmental fund is to provide information on near-term inflows, outflows, and balances of spendable resources. Such information is useful in assessing the School’s financing requirements. In particular, fund balance may serve as a useful measure of a government’s net resources available for spending for program purposes at the end of the fiscal year.

The School’s governmental fund, (the General Fund), reported an ending fund balance of \$17,555,663. For the year ended June 30, 2024, the School’s revenues (\$30,504,358) exceeded expenditures (\$23,688,709) by \$6,815,649.

**MASTERY CHARTER SCHOOL – THOMAS CAMPUS
MANAGEMENT’S DISCUSSION AND ANALYSIS (UNAUDITED)
JUNE 30, 2024**

General Fund Budgetary Highlights

Actual revenues exceeded budgeted revenues by \$979,358, due mainly to greater than local educational agencies, state sources, other local sources, and interest, offset by less than budgeted federal sources and other grants and contributions. Actual expenditures were less than budgeted expenditures by \$331,291, due mainly to less than budgeted expenditures for instruction, student support services, instructional support services, administrative support, pupil health, operations and maintenance, other support services, and student activities offset by more than budgeted expenditures for special education, business services, student transportation services, capital outlays, and debt services.

Capital Assets

As of June 30, 2024, the School’s investment in capital assets for its governmental activities totaled \$1,894,229 (net of accumulated depreciation and amortization and related debt). This investment in capital assets includes leasehold improvements, furniture and equipment, and right-to-use lease assets.

Major capital asset purchases during the year included the following:

- Leasehold improvements of \$127,395
- Furniture and equipment of \$135,217
- Right-to-Use Lease Assets of \$6,803

Additional information on the School’s capital assets can be found in Note 4 of this report.

Long-Term Debt

As of June 30, 2024, the School has long-term debt of \$3,110,511 for lease liability. See Note 5 of this report.

Economic Factors and Next Year’s Budgets and Rates

The School’s primary source of revenue, per pupil funding from School District of Philadelphia, is expected to increase from \$11,569 to \$12,754 per regular education student and increase from \$36,430 to \$40,053 per special education student.

Contacting the School’s Financial Management

The financial report is designed to provide interested parties a general overview of the School’s finances. Questions regarding any of the information provided in this report should be addressed to the Chief Financial Officer, Mastery Charter School — Pickett Campus, 5700 Wayne Avenue, Philadelphia, PA 19144.

MASTERY CHARTER SCHOOL – THOMAS CAMPUS
STATEMENT OF NET POSITION
JUNE 30, 2024
(WITH SUMMARIZED FINANCIAL INFORMATION AS OF JUNE 30, 2023)

	Governmental Activities	
	2024	2023
CURRENT ASSETS		
Cash and Investments	\$ 18,635,175	\$ 12,351,072
State Subsidies Receivable	188,810	288,861
Federal Subsidies Receivable	1,357,534	632,298
Other Receivables	210,232	284,115
Due from Other Governmental Entities	-	1,909
Prepaid Expenses	153,202	103,612
Total Current Assets	20,544,953	13,661,867
CAPITAL ASSETS, NET OF DEPRECIATION AND AMORTIZATION		
	5,054,226	5,394,154
Total Assets	25,599,179	19,056,021
DEFERRED OUTFLOWS		
Deferred Outflows from Pensions - See Note 9	881,228	802,228
Deferred Outflows from OPEB - See Note 10	32,000	42,000
Total Deferred Outflows	913,228	844,228
CURRENT LIABILITIES		
Lease Liability - Current Portion	329,093	314,644
Accounts Payable	458,043	519,737
Accrued Expenses	2,290,524	2,167,566
Due to Other Governmental Entities	1,380	-
Total Current Liabilities	3,079,040	3,001,947
LONG-TERM LIABILITIES		
Lease Liability - Net of Current Portion	2,781,418	3,110,412
Net OPEB Liability	208,000	214,000
Net Pension Liability	5,160,000	5,157,000
Total Long-Term Liabilities	8,149,418	8,481,412
Total Liabilities	11,228,458	11,483,359
DEFERRED INFLOWS		
Deferred Inflows from Pensions - See Note 9	555,000	967,000
Deferred Inflows from OPEB - See Note 10	129,570	186,570
Total Deferred Inflows	684,570	1,153,570
NET POSITION		
Net Investment in Capital Assets	1,894,229	1,963,784
Unrestricted	12,705,150	5,299,536
Total Net Position	\$ 14,599,379	\$ 7,263,320

See accompanying Notes to Financial Statements.

MASTERY CHARTER SCHOOL – THOMAS CAMPUS
STATEMENTS OF ACTIVITIES
YEAR ENDED JUNE 30, 2024
(WITH SUMMARIZED FINANCIAL INFORMATION AS OF JUNE 30, 2023)

Functions	Expenses	Program Revenues Operating Grants and Contributions	2024	2023
			Net (Expense) Revenue and Changes in Net Position Total Governmental Activities	Net (Expense) Revenue and Changes in Net Position Total Governmental Activities
GOVERNMENTAL ACTIVITIES				
Instruction	\$ 10,385,155	\$ 7,460,418	\$ (2,924,737)	\$ (3,491,141)
Special Education	4,269,299	259,510	(4,009,789)	(3,632,458)
Student Support Services	1,773,200	-	(1,773,200)	(2,021,569)
Instruction Support Services	29,954	-	(29,954)	(50,338)
Administration Support	3,748,379	-	(3,748,379)	(3,276,396)
Pupil Health	163,533	-	(163,533)	(176,242)
Business Services	147,800	-	(147,800)	(112,600)
Operations and Maintenance	1,450,616	-	(1,450,616)	(1,477,477)
Student Transportation Services	5,739	-	(5,739)	(7,060)
Other Support Services	254,845	-	(254,845)	(260,884)
Student Activities	196,793	-	(196,793)	(238,151)
Interest Expense	138,436	-	(138,436)	(152,051)
Depreciation and Amortization Expense	609,343	-	(609,343)	(601,654)
Total	<u>\$ 23,173,092</u>	<u>\$ 7,719,928</u>	(15,453,164)	(15,498,021)
GENERAL REVENUES				
Local Educational Agencies			21,600,816	16,921,448
State Grants and Reimbursements			408,960	386,104
Other Grants and Contributions			4,596	917
Other Local Sources			409,399	301,519
Interest			365,452	195,223
Total General Revenues			<u>22,789,223</u>	<u>17,805,211</u>
CHANGE IN NET POSITION			7,336,059	2,307,190
Net Position - Beginning of Year			<u>7,263,320</u>	<u>4,956,130</u>
NET POSITION - END OF YEAR			<u>\$ 14,599,379</u>	<u>\$ 7,263,320</u>

See accompanying Notes to Financial Statements.

MASTERY CHARTER SCHOOL – THOMAS CAMPUS
BALANCE SHEET – GOVERNMENTAL FUNDS
JUNE 30, 2024
(WITH SUMMARIZED FINANCIAL INFORMATION AS OF JUNE 30, 2023)

	2024	2023
	General	General
	Fund	Fund
ASSETS		
Cash and Investments	\$ 18,635,175	\$ 12,351,072
State Subsidies Receivable	188,810	288,861
Federal Subsidies Receivable	1,357,534	632,298
Other Receivables	210,232	284,115
Due from Other Governmental Entities	-	1,909
Prepaid Expenses	153,202	103,612
Total Assets	\$ 20,544,953	\$ 13,661,867
LIABILITIES, DEFERRED INFLOWS OF RESOURCES, AND FUND BALANCE		
LIABILITIES		
Accounts Payable	\$ 458,043	\$ 519,737
Accrued Expenses	2,290,524	2,167,566
Due to Other Governmental Entities	1,380	-
Total Liabilities	2,749,947	2,687,303
DEFERRED INFLOWS OF RESOURCES		
Unavailable Revenues	239,343	234,550
Total Deferred Inflows of Resources	239,343	234,550
FUND BALANCE		
Nonspendable:		
Prepaid Expenses	153,202	103,612
Committed to:		
Facilities Reserves	15,545,000	8,626,000
Assigned:		
Future Budget Deficits	1,857,461	2,010,402
Total Fund Balance	17,555,663	10,740,014
Total Liabilities, Deferred Inflows of Resources, and Fund Balance	\$ 20,544,953	\$ 13,661,867

See accompanying Notes to Financial Statements.

**MASTERY CHARTER SCHOOL – THOMAS CAMPUS
RECONCILIATION OF THE BALANCE SHEET OF GOVERNMENTAL FUNDS
TO THE STATEMENT OF NET POSITION
JUNE 30, 2024**

Total Fund Balance for Governmental Funds	\$ 17,555,663
Total net position reported for governmental activities in the Statement of Net Position is different because:	
Capital assets used in governmental funds are not financial resources and, therefore, are not reported in the funds. Those assets consist of:	
Capital Assets, Net	5,054,226
Lease liabilities that are not due and payable in the current period, and therefore, are not reported in the funds.	(3,110,511)
Certain local educational agencies and other local sources receivable will be collected in the future, but are not available to pay for current period's expenditures and, therefore, are not recognized as revenue on the funds:	
Deferred Inflows of Resources – Unavailable Revenue	239,343
Long-term liabilities that pertain to governmental funds, including net pension obligations, net OPEB liability, deferred outflows and deferred inflows are not due and payable in the current period and, therefore, are not reported as fund liabilities. All liabilities, both current and long-term, are reported in the Statement of Net Position.	
Pension	(4,833,772)
OPEB	<u>(305,570)</u>
Total Net Position of Governmental Activities as Reported on the Statement of Net Position	<u>\$ 14,599,379</u>

See accompanying Notes to Financial Statements.

MASTERY CHARTER SCHOOL – THOMAS CAMPUS
STATEMENT OF REVENUES, EXPENDITURES, AND CHANGES IN FUND BALANCE -
GOVERNMENTAL FUNDS
YEAR ENDED JUNE 30, 2024
(WITH SUMMARIZED FINANCIAL INFORMATION FOR THE YEAR ENDED JUNE 30, 2023)

	2024	2023
	General	General
	Fund	Fund
REVENUES		
Local Educational Agencies	\$ 21,594,949	\$ 16,852,333
State Sources	408,960	386,104
Federal Sources	7,555,567	7,130,953
Other Grants and Contributions	4,596	917
Other Local Sources	574,834	136,084
Interest	365,452	195,223
Total Revenues	30,504,358	24,701,614
EXPENDITURES		
Instruction	10,664,576	10,993,336
Special Education	4,419,488	4,248,870
Student Support Services	1,837,313	2,165,571
Instruction Support Services	29,954	50,338
Administration Support	3,752,921	3,317,839
Pupil Health	205,357	202,781
Business Services	147,800	112,600
Operations and Maintenance	1,450,616	1,477,477
Student Transportation Services	5,739	7,060
Other Support Services	254,845	260,884
Student Activities	197,704	238,514
Capital Outlays	269,415	100,940
Debt Service - Principal - Lease Liability	314,545	300,930
Debt Service - Interest Expense	138,436	152,051
Total Expenditures	23,688,709	23,629,191
NET CHANGE IN FUND BALANCE	6,815,649	1,072,423
Fund Balance - Beginning of Year	10,740,014	9,667,591
FUND BALANCE - END OF YEAR	\$ 17,555,663	\$ 10,740,014

See accompanying Notes to Financial Statements.

**MASTERY CHARTER SCHOOL – THOMAS CAMPUS
STATEMENT OF REVENUES, EXPENDITURES, AND CHANGES IN FUND BALANCE OF
GOVERNMENTAL FUNDS TO THE STATEMENT OF ACTIVITIES
JUNE 30, 2024**

Net Change in Fund Balance - Total Governmental Funds \$ 6,815,649

Amounts reported for governmental activities in the Statement of Activities are different because:

Governmental funds report capital outlays as expenditures. However, in the Statement of Activities, assets are capitalized and the cost is allocated over their estimated useful lives and reported as depreciation and amortization expense. This is the amount by which depreciation and amortization exceeded capital outlays in the current period.

Capital Outlays	269,415
Depreciation and Amortization Expense	(609,343)

Governmental funds report lease liability proceeds as other financing sources in the period the lease is initially recognized, while repayment is reported as expenditures. In the Statement of Net Position, however, the lease liability increases liabilities and does not affect the Statement of Activities and repayment of principal reduces the obligations. The net effect of these differences in the treatment of the lease liability is as follows:

Repayments of Lease Liability	314,545
-------------------------------	---------

Because local educational agencies and other local sources revenue will not be collected for several months after fiscal year-end, they are not considered as available revenues in the funds. Unavailable local educational agencies and other local sources revenue increased by the amount during the year.

Unavailable Revenue	4,793
---------------------	-------

Governmental funds report school pension and OPEB contributions as expenditures. However, in the Statement of Activities, the cost incurred for future pension and OPEB benefits is reported as pension and OPEB expense, as follows:

Change in Pension Expense	488,000
Change in OPEB Expense	53,000
	53,000

Change in Net Position of Governmental Activities \$ 7,336,059

MASTERY CHARTER SCHOOL – THOMAS CAMPUS
NOTES TO FINANCIAL STATEMENTS
JUNE 30, 2024

NOTE 1 BACKGROUND AND SUMMARY OF SIGNIFICANT ACCOUNTING POLICIES

Background

Mastery Charter School – Thomas Campus (School) was formed as a Pennsylvania nonprofit corporation in November 2005. The School was granted a charter by the Commonwealth of Pennsylvania to operate an independent public school for a term from July 1, 2015, to June 30, 2020, in accordance with Pennsylvania Act 22 of 1997. This charter has been renewed for an additional five-year term to June 30, 2025. During the year ended June 30, 2024, the School served approximately 1,340 students in grades kindergarten through 12.

Basis of Presentation

The financial statements of the School have been prepared in conformity with accounting principles generally accepted in the United States of America (GAAP) as applied to governmental units. The Governmental Accounting Standards Board (GASB) is the accepted standard setting body for establishing government accounting and financial reporting principles. The GASB has issued a codification of governmental accounting and financial reporting standards.

Comparative Financial Information

The financial statements include certain prior year summarized comparative information in total. Such information does not include sufficient detail to constitute a presentation in conformity with generally accepted accounting principles. Accordingly, such information should be read in conjunction with the School's financial statements for the year ended June 30, 2023, from which the summarized information was derived.

Government-Wide and Fund Financial Statements

The government-wide financial statements (the statement of net position and the statement of activities) report on the School as a whole. The statement of activities demonstrates the degree to which the direct expenses of the School's functions are offset by program revenues.

The fund financial statements (governmental fund balance sheet and statement of governmental fund revenues, expenditures, and changes in fund balance) report on the School's General Fund.

Measurement Focus, Basis of Accounting, and Financial Statement Presentation

Government-Wide Financial Statements

The statement of net position and the statement of activities are prepared using the economic resources measurement focus and the accrual basis of accounting. Revenues are recorded when earned and expenses are recorded when a liability is incurred regardless of the timing of the related cash flows. Grants and similar items are recognized as soon as all eligibility requirements imposed by provider have been met.

Net position represents the total of assets and deferred outflows of resources less liabilities and deferred inflows of resources.

MASTERY CHARTER SCHOOL – THOMAS CAMPUS
NOTES TO FINANCIAL STATEMENTS
JUNE 30, 2024

**NOTE 1 BACKGROUND AND SUMMARY OF SIGNIFICANT ACCOUNTING POLICIES
(CONTINUED)**

**Measurement Focus, Basis of Accounting, and Financial Statement Presentation
(Continued)**

Fund Financial Statements

Governmental fund financial statements are reported using the current financial resources measurement focus and the modified accrual basis of accounting. Revenues are recognized as soon as they are measurable and available. Revenues are considered to be available when they are collectible within the current period or soon enough thereafter to pay liabilities of the current period. For this purpose, the School considers revenues to be available if they are collected within 120 days of the end of the current period. Expenditures generally are recorded when a liability is incurred, as under accrual accounting.

The government reports the following major governmental fund:

General Fund – The General Fund is the operating fund of the School and accounts for all revenues and expenditures of the School.

Method of Accounting

Accounting standards requires a statement of net position and a statement of activities. It requires the classification of net position into three components — net investment in capital assets; restricted; and unrestricted. These calculations are defined as follows:

- *Net Investment in Capital Assets* – This component of net position consists of capital assets, including restricted capital assets, net of accumulated depreciation and amortization and reduced by the outstanding balances of any bonds, mortgages, notes, or other borrowings that are attributable to the acquisition, construction, or improvement of those assets. If there are significant unspent related debt proceeds at year-end, the portion of the debt attributable to the unspent proceeds are not included in the calculation of net investment in capital assets. Rather, that portion of the debt is included in the same net position component as the unspent proceeds.
- *Restricted* – This component of net position consists of constraints placed on net position use through external constraints imposed by creditors such as through debt covenants, grantors, contributors, or laws or regulations of other governments or constraints imposed by law through constitutional provisions or enabling legislation. The School presently has no restricted net position.
- *Unrestricted Net Position* – This component of net position consists of net position that do not meet the definition of “restricted” or “net investment in capital assets.”

MASTERY CHARTER SCHOOL – THOMAS CAMPUS
NOTES TO FINANCIAL STATEMENTS
JUNE 30, 2024

NOTE 1 BACKGROUND AND SUMMARY OF SIGNIFICANT ACCOUNTING POLICIES
(CONTINUED)

Method of Accounting (Continued)

In the fund financial statements, governmental funds report nonspendable portions of fund balance related to prepaid expenses, long-term receivables, and corpus on any permanent fund. Restricted funds are constrained from outside parties (statute, grantors, bond agreements, etc.). Committed fund balances represent amounts constrained for a specific purpose by a governmental entity using its highest level of decision-making authority. Committed fund balances are established and modified by a resolution approved by the board of trustees. Assigned fund balances are intended by the School to be used for specific purposes that are neither restricted nor committed and is determined by Board resolution. Unassigned fund balances are considered the remaining amounts.

When expenses are incurred for purposes for which both restricted and unrestricted net position are available, it is currently the School's policy to use restricted first, then unrestricted net position. When expenditures are incurred for purposes for which committed, assigned, and unassigned amounts are available, it is currently the School's policy to use committed first, then assigned, and finally unassigned amounts.

Budgets and Budgetary Accounting

Budgets are adopted on a basis consistent with accounting principles generally accepted in the United States of America. An annual budget is adopted for the General Fund.

The Budgetary Comparison Schedule presents both the original and the final appropriated budgets for the reporting period. The School only has a general fund budget; an original budget was filed and accepted by the Labor, Education, and Community Services Comptroller's Office in June 2023. An amended budget was approved by the board of trustees in January 2024. The budget is required supplementary information.

Use of Estimates

The preparation of financial statements in conformity with accounting principles generally accepted in the United States of America requires management to make estimates and assumptions that affect the reported amounts of assets and liabilities and disclosure of contingent assets and liabilities at the date of the financial statements, and the reported amounts of revenues and expenses during the reporting period. Actual results could differ from those estimates.

Custodial Credit Risk

Periodically, the School may maintain deposits in excess of the Federal Deposit Insurance Corporation's (FDIC) limit of \$250,000, with financial institutions. At times, cash in bank may exceed FDIC insurable limits.

MASTERY CHARTER SCHOOL – THOMAS CAMPUS
NOTES TO FINANCIAL STATEMENTS
JUNE 30, 2024

NOTE 1 BACKGROUND AND SUMMARY OF SIGNIFICANT ACCOUNTING POLICIES
(CONTINUED)

Significant Accounting Estimates – Self-Insured Claims

The School participates in a self-funded benefit payment plan (the Plan). The Mastery Charter High School is the sponsor of the Plan. The Plan covers eligible employees/members and dependents of the School as defined in the agreement. The School is primarily self-insured, up to certain limits, for employee group health claims. The Plan contains stop-loss insurance, which will reimburse the Plan for amounts of paid claims in excess of \$200,000 on any individual covered by the Plan in the policy year ending June 30, 2024. The stop-loss insurance also provides up to \$1,000,000 of coverage beyond the aggregate annual claims limit of \$24,412,819 for the fiscal year ended June 30, 2024. The annual claims limit is based on the average enrollment of 1,348 covered employees, but is ultimately derived based on the actual covered employees times a monthly claims factor of \$1,509, for each month of the policy period.

During the year ended June 30, 2024, the School paid premiums to Mastery Charter High School (NST Fund) based on 1) the Plan's historical claims experience, 2) actual claims for the year ended June 30, 2024, and 3) the estimated claims incurred but not reported. Such estimates were provided by the School's benefits consultant.

The expense under the program was approximately \$20,748,550, which includes the School's portion of \$1,655,655 for the year ended June 30, 2024.

Cash and Cash Equivalents

The School's cash is considered to be cash on hand and amounts held at financial institutions.

Investments

Investments are reported at fair value, based on quotations for applicable national securities exchanges. Unrealized gains and losses from changes in fair value are recognized as other revenue.

Fair Value

Fair value is defined as the price that would be received to sell an asset or paid to transfer a liability in an orderly transaction between market participants at the measurement date. Observable inputs are developed based on market data obtained from sources independent of the reporting entity. Unobservable inputs are developed based on the best information available about the assumptions market participants would use. The fair value hierarchy categorizes the inputs to valuation techniques used to measure fair value in three levels based on the extent to which inputs used in measuring fair value are observable in the market:

Level 1 – unadjusted price quotations in active markets/exchanges for identical assets or liabilities.

MASTERY CHARTER SCHOOL – THOMAS CAMPUS
NOTES TO FINANCIAL STATEMENTS
JUNE 30, 2024

NOTE 1 BACKGROUND AND SUMMARY OF SIGNIFICANT ACCOUNTING POLICIES
(CONTINUED)

Fair Value (Continued)

Level 2 – other observable inputs (including, but not limited to, quoted prices for similar assets or liabilities in markets that are active, quoted prices for identical or similar assets or liabilities in markets that are not active, inputs other than quoted prices that are observable for the assets and liabilities (such as interest rates, yield curves, volatilities, loss severities, credit risks and default rates) or other market-corroborated inputs).

Level 3 – unobservable inputs based on the best information available in the circumstances, to the extent observable inputs are not available.

The hierarchy gives the highest priority to unadjusted quoted prices in active markets for identical assets or liabilities (Level 1 measurements) and the lowest priority to unobservable inputs (Level 3 measurements). Accordingly, the degree of judgment exercised in determining fair value is greatest for assets or liabilities categorized in Level 3. The inputs used to measure fair value may fall into different levels of the fair value hierarchy. In such cases, for disclosure purposes, the fair value hierarchy classification is determined based on the lowest level input that is significant to the fair value measurement in its entirety.

Accounts Receivable

Accounts receivable primarily consist of amounts due from the Pennsylvania Department of Education for federal and state subsidy programs. Accounts receivable are stated at the amount management expects to collect from outstanding balances and net of any allowance for doubtful accounts. The allowance is estimated based on professional judgment and historical information. As of June 30, 2024, the allowance for doubtful accounts was \$62,745.

Prepaid Expenses

Prepaid expenses include payments to vendors for services applicable to future accounting periods such as insurance premiums.

Capital Assets

Capital assets, which include property and equipment, are reported in the government-wide financial statements. All capital assets are capitalized at cost and updated for additions and retirements during the year. The School does not possess any infrastructure. Improvements are capitalized; the cost of normal maintenance and repairs that do not add to the value of the asset or materially extend an asset's life are not. Capital assets of the School are depreciated using the straight-line method over the estimated useful lives of the assets except for leasehold improvements which are limited to the shorter of the life of the School's Charter or the estimated useful lives of the improvements. Software costs are depreciated over 36 months using the straight-line method. Intangible right-to use lease assets are amortized on a straight-line basis over the shorter of the life of the underlying asset or the lease term.

MASTERY CHARTER SCHOOL – THOMAS CAMPUS
NOTES TO FINANCIAL STATEMENTS
JUNE 30, 2024

NOTE 1 BACKGROUND AND SUMMARY OF SIGNIFICANT ACCOUNTING POLICIES
(CONTINUED)

Pensions

For purposes of measuring the net pension liability, deferred outflows of resources and deferred inflows resources to pensions, and pension expense, information about the fiduciary net position of the Public School Employees' Retirement System (PSERS or the System) and additions to/deductions from PSERS' fiduciary net position have been determined on the same basis as they reported by PSERS. For this purpose, benefit payments (including refunds of employee contributions) are recognized when due and payable in accordance with the benefit terms investments are reported at fair value.

General Information about the Pension Plan

Plan Description

PSERS is a governmental cost-sharing multiemployer defined benefit pension plan that provides retirement benefits to public school employees of the Commonwealth of Pennsylvania. The members eligible to participate in the System include all full-time public school employees, part-time hourly public school employees who render at least 500 hours of service in the school year, and part-time per diem public school employees who render at least 80 days of service in the school year in any of the reporting entities in Pennsylvania. PSERS issues a publicly available financial report that can be obtained at www.psers.pa.gov.

Benefits Provided

PSERS provides retirement, disability, and death benefits. Members are eligible for monthly retirement benefits upon reaching (a) age 62 with at least one year of credited service; (b) age 60 with 30 or more years of credited service; or (c) 35 or more years of service regardless of age. Act 120 of 2010 (Act 120) preserves the benefits of existing members and introduced benefit reductions for individuals who become new members on or after July 1, 2011. Act 120 created two new membership classes, Membership Class T-E (Class T-E) and Membership Class T-F (Class T-F). To qualify for normal retirement, Class T-E and Class T-F members must work until age 65 with a minimum of three years of service or attain a total combination of age and service that is equal to or greater than 92 with a minimum of 35 years of service.

Act 5 of 2017 (Act 5) introduced a hybrid benefit with two membership classes and a separate defined contribution plan for individuals who become new members on or after July 1, 2019. Act 5 created two new hybrid membership classes, Membership Class T-G (Class T-G) and Membership Class T-H (Class T-H) and the separate defined contribution membership class, Membership Class DC (Class DC). To qualify for normal retirement, Class T-G and Class T-H members must work until age 67 with a minimum of 3 years of credited service. Class T-G may also qualify for normal retirement by attaining a total combination of age and service that is equal to or greater than 97 with a minimum of 35 years of credited service.

**MASTERY CHARTER SCHOOL – THOMAS CAMPUS
NOTES TO FINANCIAL STATEMENTS
JUNE 30, 2024**

**NOTE 1 BACKGROUND AND SUMMARY OF SIGNIFICANT ACCOUNTING POLICIES
(CONTINUED)**

Pensions (Continued)

General Information about the Pension Plan (Continued)

Benefits Provided (Continued)

Benefits are generally between 1% or 2.5%, depending upon membership class, or the member's final average salary (as defined in the Code) multiplied by the number of years of credited service. For members whose membership started prior to July 1, 2011, after completion of five years of service, a member's right to the defined benefits is vested and early retirement benefits may be elected. For Class T-E and Class T-F members, the right to benefits is vested after 10 years of service.

Participants are eligible for disability retirement benefits after completion of five years of credited service. Such benefits are generally equal to 2% or 2.5%, depending upon membership class, of the member's final average salary (as defined in the Code) multiplied by the number of years of credited service, but not less than one-third of such salary nor greater than the benefit the member would have had at normal retirement age. Members over normal retirement age may apply for disability benefits.

Death benefits are payable upon the death of an active member who has reached age 62 with at least one year of credited service (age 65 with at least three years of credited service for Class T-E and Class T-F members) or who has at least five years of credited service (10 years for Class T-E and Class T-F members). Such benefits are actuarially equivalent to the benefit that would have been effective if the member had retired on the day before death.

Contributions

Member Contributions:

The contribution rates based on qualified member compensation for virtually all members are presented below:

Member Contribution Rates				
Membership Class	Continuous Employment Since	Defined Benefit (DB) Contribution Rate	DC Contribution Rate	Total Contribution Rate
T-C	Prior to July 22, 1983	5.25%	N/A	5.25%
T-C	On or after July 22, 1983	6.25%	N/A	6.25%
T-D	Prior to July 22, 1983	6.50%	N/A	6.50%
T-D	On or after July 22, 1983	7.50%	N/A	7.50%
T-E	On or after July 1, 2011	7.50% base rate with shared risk provision	N/A	Prior to 7/1/21: 7.50% After 7/1/21: 8.00%
T-F	On or after July 1, 2011	10.30% base rate with shared risk provision	N/A	Prior to 7/1/21: 10.30% After 7/1/21: 10.8%
T-G	On or after July 1, 2019	5.50% base rate with shared risk provision	2.75%	Prior to 7/1/21: 8.25% After 7/1/21: 9.00%
T-H	On or after July 1, 2019	4.50% base rate with shared risk provision	3.00%	Prior to 7/1/21: 7.50% After 7/1/21: 8.25%
DC	On or after July 1, 2019	N/A	7.50%	7.50%

**MASTERY CHARTER SCHOOL – THOMAS CAMPUS
NOTES TO FINANCIAL STATEMENTS
JUNE 30, 2024**

**NOTE 1 BACKGROUND AND SUMMARY OF SIGNIFICANT ACCOUNTING POLICIES
(CONTINUED)**

Pensions (Continued)

General Information about the Pension Plan (Continued)

Contributions (Continued)

Member Contributions (Continued)

Shared Risk Program Summary				
Membership Class	Defined Benefit (DB) Base Rate	Shared Risk Increment	Minimum	Maximum
T-E	7.50%	+/-0.50%	5.50%	9.50%
T-F	10.30%	+/-0.50%	8.30%	12.30%
T-G	5.50%	+/-0.75%	2.50%	8.50%
T-H	4.50%	+/-0.75%	1.50%	7.50%

Employer Contributions

The employers contractually required contribution rate for fiscal year ended June 30, 2024, was 33.09% of covered payroll, actuarially determined as an amount that, when combined with employee contributions is expected to finance the cost of benefits earned by employees during the year, with an additional amount to finance any unfunded accrued liability. Contributions to the pension plan from the employer were \$617,000 for the year ended June 30, 2024.

Other Postemployment Benefits

For purposes of measuring the net OPEB liability, deferred outflows of resources and deferred inflows of resources related to OPEB, and OPEB expense, information about the fiduciary net position of the Public School Employees' Retirement System (PSERS) and additions to /deductions from PSERS's fiduciary net position have been determined on the same basis as they are reported by PSERS. For this purpose, benefit payments are recognized when due and payable in accordance with the benefit terms. Investments are reported at fair value.

Health Insurance Premium Assistance Program

PSERS provides Premium Assistance which, is a governmental cost sharing, multiple-employer other postemployment benefit plan (OPEB) for all eligible retirees who qualify and elect to participate. Employer contribution rates for Premium Assistance are established to provide reserves in the Health Insurance Account that are sufficient for the payment of Premium Assistance benefits for each succeeding year. To receive premium assistance, eligible retirees must obtain their health insurance through either their school employer or the PSERS Health Options Program (HOP). As of June 30, 2023, there were no assumed future benefit increases to participating eligible retirees.

MASTERY CHARTER SCHOOL – THOMAS CAMPUS
NOTES TO FINANCIAL STATEMENTS
JUNE 30, 2024

**NOTE 1 BACKGROUND AND SUMMARY OF SIGNIFICANT ACCOUNTING POLICIES
(CONTINUED)**

Other Postemployment Benefits (Continued)

General Information about the Health Insurance Premium Assistance Program

Premium Assistance Eligibility Criteria

Retirees of the System can participate in the Premium Assistance program if they satisfy the following criteria:

- Have 24½ or more years of service, or
- Are a disability retiree, or
- Have 15 or more years of service and retired after reaching superannuation age

Benefits Provided

Participating eligible retirees are entitled to receive premium assistance payments equal to the lesser of \$100 per month or their out-of-pocket monthly health insurance premium. To receive premium assistance, eligible retirees must obtain their health insurance through either their school employer or PSERS' Health Options Program. As of June 30, 2023, there were no assumed future benefit increases to participating eligible retirees.

Employer Contributions

The School's contractually required contribution rate for the fiscal year ended June 30, 2024, was 0.64% of covered payroll, actuarially determined as an amount that, when combined with employee contributions, is expected to finance the costs of benefits earned by employees during the year, with an additional amount to finance any unfunded accrued liability. Contributions to the OPEB plan from the School were \$12,000 for the year ended June 30, 2024.

Leases

The School is a lessee for various equipment and building space. The School recognizes a lease liability and an intangible right-to-use lease asset in the government-wide financial statements based on the criteria dictated in GASB Statement No. 87, Leases.

At the commencement of a lease, the School initially measures the lease liability at the present value of payments expected to be made during the lease term. Subsequently, the lease liability is reduced by the principal portion of lease payments made. The lease liabilities are reported with the long-term obligations on the statement of net position.

An intangible right-to use lease asset is initially measured as the initial amount of the lease liability adjusted for lease payments made at or before the lease commencement date. The intangible right-to use lease asset is amortized on a straight-line basis over the shorter of the life of the underlying asset or the lease term. The intangible right-to use lease asset is reported with the School's capital assets in its own category called Right-to-Use Lease Assets.

Key estimates and judgements related to leases include how the School determines (1) the discount rate it uses to discount the expected lease payments to present value, (2) lease term, and (3) lease payments.

MASTERY CHARTER SCHOOL – THOMAS CAMPUS
NOTES TO FINANCIAL STATEMENTS
JUNE 30, 2024

NOTE 1 BACKGROUND AND SUMMARY OF SIGNIFICANT ACCOUNTING POLICIES
(CONTINUED)

Leases (Continued)

The School uses the interest rate charged by the lessor as the discount rate. When the interest rate charged by the lessor is not provided, the School is utilizing the treasury bill rate (corresponding to length of lease) in place at the commencement of the lease term along with other risk factors to determine the discount interest rate for leases.

The lease terms includes the noncancellable and renewals periods of the lease. Lease payments included in the measurement of the lease liability are composed of fixed payments through the end of the term, which includes any renewal periods.

The School has recognized payments for short-term leases with a lease term of 12 months or less as expenses as incurred, and these leases are not included as lease liabilities or right-to-use lease assets on the statements of net position.

Income Tax Status

The School is exempt from federal income taxes under Section 501(c)(3) of the Internal Revenue Service Code. No provision for income taxes has been established.

Reclassification

Certain prior year amounts have been reclassified for consistency with the current year presentation.

NOTE 2 CASH AND INVESTMENTS

Deposits

Custodial credit risk is the risk that in the event of a bank failure, the School's deposits may not be returned to it. The School invests in repurchase agreements with its bank wherein the funds are secured by obligations of the U.S. government or agencies or instrumentalities of the U.S. government.

As of June 30, 2024, \$8,026,527 of the School's bank balance was exposed to custodial credit risk as follows:

Uninsured and Uncollateralized	\$ 8,026,527	
Total Custodial Credit Risk	\$ 8,026,527	
Reconciliation to the Financial Statements:		
Custodial Credit Risk from Above	\$ 8,026,527	
Plus: Insured Amount	500,000	
Less: Outstanding Checks	(9,945)	
Plus: Petty Cash	2,000	
Total Cash	8,518,582	
Investments	10,116,593	
Total Cash and Investments	\$ 18,635,175	

MASTERY CHARTER SCHOOL – THOMAS CAMPUS
NOTES TO FINANCIAL STATEMENTS
JUNE 30, 2024

NOTE 3 INVESTMENTS

Custodial Credit Risk

For an investment, custodial credit risk is the risk that, in an event of the failure of the counterparty, the School will not recover the value of its investments of collateral securities that are in the possession of an outside party. The School does not have a deposit policy for custodial credit risk. The School's investments in money market accounts do not expose the School to custodial credit risk because they represent investments in open-end mutual funds and are held in the name of the School by a party other than the issuer of the security.

Credit Risk

Generally, credit risk is the risk that an issuer of an investment will not fulfill its obligation to the holder of the investment. Credit risk is measured by the assignment of a rating by a nationally recognized statistical rating organization. The School does not have a formal investment policy that addresses credit risk. The investments in the securities of U.S. Treasuries were all rated AA+ by Standard & Poor's, and Aaa by Moody's Investors Services. The money market funds were rated AAAM by Standard & Poor's and Aaa-mf by Moody's. The certificates of deposit are not rated.

Interest Rate Risk

Interest rate risk is the risk that changes in interest rates will adversely affect the fair value of an investment. Generally, the longer the maturity of an investment, the greater the sensitivity of its fair value to changes in market interest rates. The School does not have a formal investment policy that limits investment maturities as a means of managing its exposure to fair-value losses arising from increasing interest rates. As of June 30, 2024, the School has the following investments in table below.

As of June 30, 2024 the School had the following investments:

Investment Type	Investment Maturities (in Years)		
	Fair Value	Less Than 1 Year	1 - 5 Years
Money Market	\$ 2,149,303	\$ 2,149,303	\$ -
U.S. Treasuries	4,677,180	1,092,234	3,584,946
Certificate of Deposits	3,290,110	873,637	2,416,473
	<u>\$ 10,116,593</u>	<u>\$ 4,115,174</u>	<u>\$ 6,001,419</u>

Fair value measurements for all investments have been determined using Level 1 inputs for the School as of June 30, 2024:

	Level 1	Level 2	Level 3	Total
Money Market Funds	\$ 2,149,303	\$ -	\$ -	\$ 2,149,303
Fixed Income:				
U.S. Treasuries	4,677,180	-	-	4,677,180
Certificate of Deposits	3,290,110	-	-	3,290,110
Total	<u>\$ 10,116,593</u>	<u>\$ -</u>	<u>\$ -</u>	<u>\$ 10,116,593</u>

MASTERY CHARTER SCHOOL – THOMAS CAMPUS
NOTES TO FINANCIAL STATEMENTS
JUNE 30, 2024

NOTE 4 CAPITAL ASSETS

Capital assets are stated at cost. Depreciation has been calculated on such assets using the straight-line method over the following estimated lives:

Leasehold Improvements	2 to 5 Years
Furniture and Equipment	5 to 10 Years
Right-to-Use Lease Assets	5 to 20 Years

Capital asset activity for the year is summarized below:

	Balance July 1, 2023	Additions	Deletions	Balance June 30, 2024
Capital Assets, Being Depreciated/Amortized:				
Leasehold Improvements (LI)	\$ 2,111,289	\$ 127,395	\$ -	\$ 2,238,684
Furniture and Equipment (F&E)	1,586,261	135,217	-	1,721,478
Right-to-Use Lease Assets (RTU Lease Assets)	4,000,759	6,803	-	4,007,562
Total Capital Assets, Being Depreciated/Amortized	7,698,309	269,415	-	7,967,724
Less: Accumulated Depreciation - LI	657,110	87,910	-	745,020
Less: Accumulated Depreciation - F&E	931,757	159,582	-	1,091,339
Less: Accumulated Amortization - RTU Lease Assets	715,288	361,851	-	1,077,139
Total Capital Assets, Net of Depreciation and Amortization	\$ 5,394,154	\$ (339,928)	\$ -	\$ 5,054,226

Depreciation and amortization expense charged to governmental functions amounted to \$609,343 for the year ended June 30, 2024 and is unallocated in the statement of activities.

NOTE 5 LEASES

Lease Liability: Right-to-Use Asset Agreements

The School leases equipment for various terms under long-term, non-cancelable lease agreements. The leases expire at various dates through 2026 with no renewal and require monthly principal and interest payments. The School used the interest rate of 6.172%, which was the rate indicated by the lessor as part of the agreements.

The School leases a building for school facilities under a long-term, noncancelable lease agreement through June 2033, including three additional five-year terms.

MASTERY CHARTER SCHOOL – THOMAS CAMPUS
NOTES TO FINANCIAL STATEMENTS
JUNE 30, 2024

NOTE 5 LEASES (CONTINUED)

Total principal and interest costs for such leases for governmental funds were \$452,981 for the year ended June 30, 2024. Total future minimum lease payments under lease agreements are as follows:

<u>Year Ending June 30,</u>	<u>Governmental Activities</u>		
	<u>Principal</u>	<u>Interest</u>	<u>Total</u>
2025	\$ 329,093	\$ 123,888	\$ 452,981
2026	324,022	109,519	433,541
2027	308,479	95,902	404,381
2028	321,688	82,693	404,381
2029	335,461	68,920	404,381
2030 - 2033	1,491,768	125,757	1,617,525
Total Minimum Lease Payments	<u>\$ 3,110,511</u>	<u>\$ 606,679</u>	<u>\$ 3,717,190</u>

The following is a summary of changes in lease liability for the year ended June 30, 2024:

	Balance			Balance
	July 1, 2023	Increases	Decreases	June 30, 2024
Lease Liability	\$ 3,425,056	\$ -	\$ 314,545	\$ 3,110,511
Total Long-Term Debt	<u>\$ 3,425,056</u>	<u>\$ -</u>	<u>\$ 314,545</u>	<u>\$ 3,110,511</u>

The lease agreements qualify as right-to-use assets for accounting purposes and, therefore, have been recorded at the present value of their future minimum lease payments as the date of their inception. The assets acquired through right-to-use asset lease agreements are as follows:

	<u>Governmental Activities</u>
Right-to-Use Lease Assets:	
Equipment	\$ 180,872
Buildings	3,819,887
Subtotal	4,000,759
Less: Accumulated Depreciation and Amortization	1,070,336
Total	<u>\$ 2,930,423</u>

Facility Lease Agreement

As of March 16, 2007, the School began leasing its facility from the School District of Philadelphia. The lease will run concurrently with the term of the charter. The rent is based on the number of students enrolled at the School as of November 1 of each school year multiplied by the per pupil amount for secondary school students pursuant to Section 2574(b)(4) of the Public School Code 19194, as amended. The rent expense is paid on a monthly basis as a deduction from the monthly student subsidy received from the School District of Philadelphia. For the year ended June 30, 2024, the rent expense was \$157,120.

MASTERY CHARTER SCHOOL – THOMAS CAMPUS
NOTES TO FINANCIAL STATEMENTS
JUNE 30, 2024

NOTE 6 REVENUE

Charter schools are funded by the local public school district in which each student resides. The rate per student is determined annually and is based on the budgeted total expenditure per average daily membership of the prior school year for each school district. The majority of the students for the School reside in Philadelphia. For the year ended June 30, 2024, the rate for the School District of Philadelphia was \$11,569 per year for regular education students plus additional funding for special education students. The annual rate is paid monthly by the School District of Philadelphia and is prorated if a student enters or leaves during the year. Total revenue from these sources was \$21,600,816 for the year ended June 30, 2024.

NOTE 7 GOVERNMENT GRANTS AND REIMBURSEMENT PROGRAMS

The School participates in numerous state and federal grant and reimbursement programs, which are governed by various rules and regulations of the grantor agencies. Costs charged to the respective grant programs and reimbursement programs for social security taxes, retirement expense, facility lease expense and health services are subject to audit and adjustment by the grantor agencies; therefore, to the extent that the School has not complied with the rules and regulations governing the grants and reimbursement programs, refunds of any money received may be required and the collectability of any related receivable at June 30, 2024, may be impaired. In the opinion of the School, there are no significant contingent liabilities relating to compliance with the rules and regulations governing the respective grants; therefore, no provision has been recorded in the accompanying financial statements for such contingencies.

NOTE 8 RETIREMENT PLAN

Effective July 1, 2012, the School was part of the Mastery Charter School 403(b) Retirement Plan, a multiple employer defined contribution plan under Section 403(b) of the Internal Revenue Code, which employees of the School can elect to contribute. Employees, who do not participate in the PSERS Retirement Plan, can contribute up to 5% of their qualified compensation, with the School matching up to 5% of their qualified compensation. Employees who participate in the PSERS Retirement Plan can also participate in the 403(b) Plan, but these 403(b) contributions are not matched by the School. The School's contributions to the Plan for the year ended June 30, 2024, was \$414,669.

Employees are immediately vested in their own contributions and earnings on those contributions. Employees become vested in School contributions and earnings on School contributions after one year of services. Nonvested contributions are forfeited upon termination of employment and such forfeitures are used to pay a portion of the Plan's administrative expenses.

The School did not have a liability to the Plan at June 30, 2024.

MASTERY CHARTER SCHOOL – THOMAS CAMPUS
NOTES TO FINANCIAL STATEMENTS
JUNE 30, 2024

NOTE 9 PENSION LIABILITIES, PENSION EXPENSE, DEFERRED OUTFLOWS OF RESOURCES, AND DEFERRED INFLOWS OF RESOURCES RELATED TO PENSIONS

At June 30, 2024, the School reported a liability of \$5,160,000 for its proportionate share of net pension liability for the PSERS Plan. The net pension liability was measured as of June 30, 2023, and the total pension liability used to calculate the net pension liability was determined by rolling forward the System's total pension liability as of June 30, 2022, to June 30, 2023. The employer's proportion of the net pension liability was calculated utilizing the School's one-year required contributions as it relates to the total one-year reported required contributions. At June 30, 2024, the School's proportion was 0.0116%, which there was no change from its proportion measured as of June 30, 2023.

For the year ended June 30, 2024, the School recognized pension credit of \$146,000. At June 30, 2024, the School reported deferred outflows of resources and deferred inflows of resources related to pensions from the following sources:

	Deferred Outflows of Resources	Deferred Inflows of Resources
Difference Between Expected and Actual Experience	\$ 1,000	\$ (71,000)
Net Difference Between Projected and Actual Investment Earnings	146,000	-
Changes in Proportions	28,228	-
Changes in Assumptions	77,000	-
Difference Between Employer Contributions and Proportionate Share of Total Contributions	12,000	(484,000)
Contributions Subsequent to the Measurement Date	617,000	-
Total	\$ 881,228	\$ (555,000)

The amount of \$617,000 reported as deferred outflows of resources related to pensions resulting from employer contributions subsequent to the measurement date will be recognized as a reduction of the net pension liability in the year ended June 30, 2024. Other amounts reported as deferred outflows of resources and deferred inflows of resources related to pensions will be recognized in pension expense as follows:

Year Ending June 30,	Amount
2025	\$ (157,853)
2026	(373,679)
2027	185,445
2028	55,315
Total	\$ (290,772)

MASTERY CHARTER SCHOOL – THOMAS CAMPUS
NOTES TO FINANCIAL STATEMENTS
JUNE 30, 2024

NOTE 9 PENSION LIABILITIES, PENSION EXPENSE, DEFERRED OUTFLOWS OF RESOURCES, AND DEFERRED INFLOWS OF RESOURCES RELATED TO PENSIONS (CONTINUED)

Actuarial Assumptions

The total pension liability as of June 30, 2023, was determined by rolling forward the System’s total pension liability as of the June 30, 2022, actuarial valuation to June 30, 2023, using the following actuarial assumptions, applied to all periods included in the measurement:

- Actuarial Cost Method – Entry Age Normal – Level % of Pay.
- Investment Return – The investment rate of return was 7.00%, including inflation at 2.50%.
- Salary Increases – Effective average of 4.50%, comprised of inflation of 2.50% and 2.00% for real wage growth and for merit or seniority increases.
- Mortality rates were based on a blend of 50% PubT-2010 and 50% PubG-2010 Retiree Tables for Males and Females, adjusted to reflect PSERS’ experience and projected using a modified version of the MP-2020 Improvement Scale.

The actuarial assumptions used in the June 30, 2023, valuation were based on the experience study that was performed for the five-year period ending June 30, 2020.

The long-term expected rate of return on pension plan investments was determined using a building-block method in which best estimate ranges of expected future rates of return (expected returns, net of pension plan investment expense and inflation) are developed for each major asset class. These ranges are combined to produce the long-term expected rate of return by weighting the expected future real rates of return by the target asset allocation percentage and by adding expected inflation.

The pension plan’s policy in regard to the allocation of invested plan assets is established and may be amended by the PSERS board. Plan assets are managed with a long-term objective of achieving and maintaining a fully funded status for the benefits provided through the pension.

Asset Class	Target Allocation	Long-Term Expected Real Rate of Return
Global Public Equity	30.0%	5.2%
Private Equity	12.0%	7.9%
Fixed Income	33.0%	3.2%
Commodities	7.5%	2.7%
Infrastructure/MLPs	10.0%	5.4%
Real Estate	11.0%	5.7%
Absolute Return	4.0%	4.1%
Cash	3.0%	1.2%
Leverage	-10.5%	1.2%
Total	100%	

MASTERY CHARTER SCHOOL – THOMAS CAMPUS
NOTES TO FINANCIAL STATEMENTS
JUNE 30, 2024

NOTE 9 PENSION LIABILITIES, PENSION EXPENSE, DEFERRED OUTFLOWS OF RESOURCES, AND DEFERRED INFLOWS OF RESOURCES RELATED TO PENSIONS (CONTINUED)

The above was the PSERS board’s adopted asset allocation policy and best estimates of geometric real rates of return for each major asset class as of June 30, 2023.

Discount Rate

The discount rate used to measure the total pension liability was 7.00%. The projections of cash flows used to determine the discount rate assumed that contributions from Plan members will be made at the current contribution rate and that contributions from employers will be made contractually required rates, actuarially determined. Based on those assumptions, the pension plan’s fiduciary net asset position was projected to be available to make all projected future benefit payments of current Plan members. Therefore, the long-term expected rate of return on pension plan investments was applied to all periods of projected benefit payments to determine the total pension liability.

Sensitivity of the Employer’s Proportionate Share of the Net Pension Liability to Changes in the Discount Rate

The following presents the net pension liability, calculated using the discount rate of 7.00%, as well as what the net pension liability would be if it were calculated using a discount rate that is 1 percentage point lower (6.00%), or 1 percentage point higher (8.00%) than the current rate (in thousands):

	1% Decrease 6.00%	Current Discount Rate 7.00%	1% Increase 8.00%
Employer's Proportionate Share of the Net Pension Liability	\$ 6,689	\$ 5,160	\$ 3,870

Pension Plan Fiduciary Net Position

Detailed information about PSERS’ fiduciary net position is available in PSERS Annual Comprehensive Financial Report which can be found on the System’s website at www.psers.state.pa.us.

At June 30, 2024, the School reported a liability of \$208,000 for its proportionate share of the net OPEB liability. The net OPEB liability was measured as of June 30, 2023, and the total OPEB liability used to calculate the net OPEB liability was determined by rolling forward the System’s total OPEB liability as of June 30, 2022, to June 30, 2023. The School’s proportion of the net OPEB liability was calculated utilizing the employer’s one-year reported covered payroll as it relates to the total one-year reported covered payroll. At June 30, 2024, the School’s proportion was 0.0115%, which was a decrease of 0.0001% from its proportion measured as of June 30, 2023.

MASTERY CHARTER SCHOOL – THOMAS CAMPUS
NOTES TO FINANCIAL STATEMENTS
JUNE 30, 2024

NOTE 10 OTHER POSTEMPLOYMENT BENEFITS, BENEFIT EXPENSE, DEFERRED OUTFLOWS OF RESOURCES AND DEFERRED INFLOWS OF RESOURCES RELATED TO OTHER POSTEMPLOYMENT BENEFITS

For the year ended June 30, 2024, the School recognized OPEB credit of (\$41,000). At June 30, 2024, the School reported deferred outflows of resources and deferred inflows of resources related to OPEB from the following sources:

	<u>Deferred Outflows of Resources</u>	<u>Deferred Inflows of Resources</u>
Difference Between Expected and Actual Experience	\$ 1,000	\$ (2,000)
Changes in Proportions	1,000	(79,000)
Changes in Assumptions	18,000	(39,000)
Difference Between Employer Contributions and Proportionate Share of Total Contributions	-	(9,570)
Contributions Subsequent to the Measurement Date	<u>12,000</u>	<u>-</u>
Total	<u>\$ 32,000</u>	<u>\$ (129,570)</u>

The amount of \$12,000 reported as deferred outflows of resources related to OPEB resulting from School contributions subsequent to the measurement date will be recognized as a reduction of the net OPEB liability in the year ended June 30, 2024. Other amounts reported as deferred outflows of resources and deferred inflows of resources related to OPEB will be recognized in OPEB expense as follows:

<u>Year Ending June 30,</u>	<u>Amount</u>
2025	\$ (40,206)
2026	(29,769)
2027	(16,931)
2028	(15,129)
2029	(7,713)
Thereafter	178
Total	<u>\$ (109,570)</u>

Actuarial Assumptions and Other Inputs

The total OPEB liability as of June 30, 2023, was determined by rolling forward the PSERS total OPEB liability as of June 30, 2022, to June 30, 2023, using the following actuarial assumptions, applied to all periods included in the measurement:

- Actuarial cost method was entry age normal, level percent of pay.
- Investment return – 4.13% - S&P 20 Year Municipal Bond Rate.
- Effective average salary growth of 4.5%, comprising 2.50% for inflation and 2.00% for real wage growth and for merit and seniority increases.
- Premium Assistance reimbursement benefits capped at \$1,200 per year.
- Assumed healthcare cost trends were applied to retirees with less than \$1,200 in premium assistance per year.

**MASTERY CHARTER SCHOOL – THOMAS CAMPUS
NOTES TO FINANCIAL STATEMENTS
JUNE 30, 2024**

NOTE 10 OTHER POSTEMPLOYMENT BENEFITS, BENEFIT EXPENSE, DEFERRED OUTFLOWS OF RESOURCES AND DEFERRED INFLOWS OF RESOURCES RELATED TO OTHER POSTEMPLOYMENT BENEFITS (CONTINUED)

Actuarial Assumptions and Other Inputs (Continued)

- Mortality rates were based on a blend of 50% PubT-2010 and 50% PubG-2010 Retiree Tables for Males and Females, adjusted to reflect PSERS’ experience and projected using a modified version of the MP-2020 Improvement Scale.
- Participation rate:
 - Eligible retirees will elect to participate pre-age 65 at 50%,
 - Eligible retirees will elect to participate post-age 65 at 70%.

The actuarial assumptions used in the June 30, 2023, valuation were based on the results of an actuarial experience study that was performed for the five year the period ending June 30, 2020.

The following assumptions were used to determine the contribution rate:

- The results of the actuarial valuation as of June 30, 2021, determined the employer contribution rate for fiscal year 2023.
- Cost method was developed using the amount necessary to assure solvency of Premium Assistance through the third fiscal year after the valuation date.
- Asset valuation method was market value.
- Participation rate The actual data for retirees benefiting under the Plan as of June 30, 2021 was used in lieu of the 63% utilization assumption for eligible retirees.
- Mortality Tables for Males and Females, adjusted to reflect PSERS’ experience and projected using a modified version of the MP-2020 Mortality Improvement Scale.

Investments consist primarily of short-term assets designed to protect the principal of the plan assets. The expected rate of return on OPEB plan investments was determined using the OPEB asset allocation policy and best estimates of geometric real rates of return for each asset class.

The OPEB plan’s policy with regard to the allocation of invested plan assets is established and may be amended by the PSERS board. Under the program, as defined in the retirement code, employer contribution rates for Premium Assistance are established to provide reserves in the Health Insurance Account that are sufficient for the payment of premium assistance benefits for each succeeding year. Following is the PSERS board’s adopted asset allocation policy and best estimates of geometric real rates of return for each major asset class, as of June 30, 2023.

Asset Class	Target Allocation	Long-Term Expected Relate Rate of Return
Cash	100.0 %	1.2%
Total	100.0 %	

MASTERY CHARTER SCHOOL – THOMAS CAMPUS
NOTES TO FINANCIAL STATEMENTS
JUNE 30, 2024

NOTE 10 OTHER POSTEMPLOYMENT BENEFITS, BENEFIT EXPENSE, DEFERRED OUTFLOWS OF RESOURCES AND DEFERRED INFLOWS OF RESOURCES RELATED TO OTHER POSTEMPLOYMENT BENEFITS (CONTINUED)

Discount Rate

The discount rate used to measure the total OPEB liability was 4.13% at June 30, 2023. Under the plan’s funding policy, contributions are structured for short-term funding of Premium Assistance. The funding policy sets contribution rates necessary to assure solvency of Premium Assistance through the third fiscal year after the actuarial valuation date. The Premium Assistance account is funded to establish reserves that are sufficient for the payment of Premium Assistance benefits for each succeeding year. Due to the short-term funding policy, the OPEB plan’s fiduciary net position was not projected to be sufficient to meet projected future benefit payments; therefore, the plan is considered to be a pay-as-you-go plan. A discount rate of 4.13%, which represents the S&P 20-year Municipal Bond Rate at June 30, 2023, was applied to all projected benefit payments to measure the total OPEB liability.

Sensitivity of the System Net OPEB Liability to Change in Healthcare Cost Trend Rates

Healthcare cost trends were applied to retirees receiving less than \$1,200 in annual Premium Assistance. As of June 30, 2023, retirees Premium Assistance benefits are not subject to future healthcare cost increases. The annual Premium Assistance reimbursement for qualifying retirees is capped at a maximum of \$1,200. As of June 30, 2023, 92,677 retirees were receiving the maximum amount allowed of \$1,200 per year and 522 members were receiving less than the maximum amount allowed of \$1,200 per year. The actual number of retirees receiving less than the \$1,200 per year cap is a small percentage of the total population and has a minimal impact on Healthcare Cost Trends as depicted below.

The following presents the School’s share of the Premium Assistance net OPEB liability at June 30, 2024, calculated using Healthcare Cost Trends as well as what the System net OPEB liability would be if the Healthcare Cost Trends were 1 percentage point lower or 1 percentage point higher than the current rate:

Sensitivity of the Premium Assistance Net OPEB Liability to Changes in the Healthcare Cost Trend Rate (in Thousands)		
1% Decrease (Between 4% to 6%)	Healthcare Cost Trend Rate (Between 5% to 7%)	1% Increase (Between 6% to 8%)
\$ 208	\$ 208	\$ 208

**MASTERY CHARTER SCHOOL – THOMAS CAMPUS
NOTES TO FINANCIAL STATEMENTS
JUNE 30, 2024**

NOTE 10 OTHER POSTEMPLOYMENT BENEFITS, BENEFIT EXPENSE, DEFERRED OUTFLOWS OF RESOURCES AND DEFERRED INFLOWS OF RESOURCES RELATED TO OTHER POSTEMPLOYMENT BENEFITS (CONTINUED)

Sensitivity of the School’s Proportionate Share of the Net OPEB Liability to Changes in the Discount Rate

The following presents the net OPEB liability, calculated using the discount rate of 4.13%, as well as what the net OPEB liability would be if it were calculated using a discount rate that is 1-percentage point lower (3.13%) or one percentage point higher (5.13%) than the current rate (4.13%).

Sensitivity of the Premium Assistance Net OPEB Liability to Changes in the Discount Rate (in Thousands)		
1% Decrease 3.13%	Current Rate 4.13%	1% Increase 5.13%
\$ 235	\$ 208	\$ 185

OPEB Plan Fiduciary Net Position

Detailed information about PSERS’ fiduciary net position is available in the PSERS Annual Comprehensive Financial Report which can be found on the System’s website at www.psers.pa.gov.

NOTE 11 RISK MANAGEMENT

The School is exposed to various risks of loss related to torts: theft of, damage to, and destruction of assets; errors and omissions; injuries to employees; and natural disasters. The School carries commercial insurance for such risks. Settled claims resulting from these risks have not exceeded commercial insurance coverage during the past three years.

NOTE 12 MANAGEMENT AGREEMENT

The Mastery Schools use the Network Support Team (NST) for their educational, administrative, and financial services. The NST is a proprietary fund that is included in the total activities of the Mastery Charter High School.

As of July 1, 2023, the School entered into a one-year agreement with the Mastery Charter High School to provide educational, administrative, finance, and other back-office services. As a result of common usage of the NST, the Mastery Schools are considered related parties (see Note 13). The NST management fee is 10% of the per-pupil funding received from the local school district by each school. The total fee was \$2,160,082 for the year ended June 30, 2024. The management agreement also provides for technology subscription services. The subscription fee is set annually based on the technology deployed at each school. The technology subscription fee was \$446,000 for the year ended June 30, 2024. Unless specified notice is given, the management agreement renews each year during the term of the School’s charter.

MASTERY CHARTER SCHOOL – THOMAS CAMPUS
NOTES TO FINANCIAL STATEMENTS
JUNE 30, 2024

NOTE 13 RELATED PARTY TRANSACTIONS

Mastery Charter High School, Mastery Charter School – Shoemaker Campus, Mastery Charter School – Pickett Campus, Mastery Charter School – Mann Elementary, Mastery Charter School – Smedley Elementary, Mastery Charter School – Harrity Elementary, Hardy Williams Academy Charter School, Mastery Charter School – Clymer Elementary, Mastery Charter School – Gratz Campus, Grover Cleveland Mastery Charter School, Francis D. Pastorius Mastery Charter School, Frederick Douglass Mastery Charter School, Mastery Charter School – John Wister Elementary, and Mastery Prep Elementary Charter School are considered related parties as a result of common members of the boards, the management of the schools and common usage of the NST (see Note 12).

The following represents amounts due to and from related parties as of June 30, 2024:

	(Receivable)	(Payable)
Due To/From Other Governmental Entities - Mastery Schools	<u>\$ -</u>	<u>\$ 1,380</u>

NOTE 14 CONTINGENCIES

The School is sometimes subject to litigation or the threat of litigation in the ordinary course of its business. In accordance with accounting principles generally accepted in the United States of America, the School recognizes such contingencies in the financial statements when it is both probable that a material liability has been incurred and the amount can be reasonably estimated.

MASTERY CHARTER SCHOOL – THOMAS CAMPUS
SCHEDULE OF REVENUES, EXPENDITURES, AND CHANGES IN FUND BALANCE
BUDGET AND ACTUAL – GENERAL FUND
YEAR ENDED JUNE 30, 2024
(UNAUDITED)

	Budgeted Amounts		Actual Amounts	Over (Under)
	Original	Final		Final Budget
REVENUES				
Local Educational Agencies	\$ 17,636,000	\$ 21,017,000	\$ 21,594,949	\$ 577,949
State Sources	365,000	376,000	408,960	32,960
Federal Sources	6,971,000	7,655,000	7,555,567	(99,433)
Other Grants and Contributions	-	17,000	4,596	(12,404)
Other Local Sources	173,000	216,000	574,834	358,834
Interest	90,000	244,000	365,452	121,452
Total Revenues	<u>25,235,000</u>	<u>29,525,000</u>	<u>30,504,358</u>	<u>979,358</u>
EXPENDITURES				
Instruction	10,734,000	11,034,000	10,664,576	(369,424)
Special Education	3,860,000	4,175,000	4,419,488	244,488
Student Support Services	2,054,000	2,038,000	1,837,313	(200,687)
Instruction Support Services	25,000	45,000	29,954	(15,046)
Administration Support	3,502,000	3,887,000	3,752,921	(134,079)
Pupil Health	214,000	214,000	205,357	(8,643)
Business Services	-	-	147,800	147,800
Operations and Maintenance	1,879,250	1,915,250	1,450,616	(464,634)
Student Transportation Services	-	-	5,739	5,739
Other Support Services	259,000	259,000	254,845	(4,155)
Student Activities	207,000	207,000	197,704	(9,296)
Capital Outlays	210,750	245,750	269,415	23,665
Debt Service - Principal - Lease Liability	-	-	314,545	314,545
Debt Service - Interest Expense	-	-	138,436	138,436
Total Expenditures	<u>22,945,000</u>	<u>24,020,000</u>	<u>23,688,709</u>	<u>(331,291)</u>
NET CHANGE IN FUND BALANCE	<u><u>\$ 2,290,000</u></u>	<u><u>\$ 5,505,000</u></u>	6,815,649	<u><u>\$ 1,310,649</u></u>
Fund Balance - Beginning of Year			<u>10,740,014</u>	
FUND BALANCE - END OF YEAR			<u><u>\$ 17,555,663</u></u>	

**MASTERY CHARTER SCHOOL – THOMAS CAMPUS
SCHEDULES OF PROPORTIONATE SHARE OF
PSERS NET PENSION LIABILITY AND CONTRIBUTIONS
(UNAUDITED)**

Schedule of Proportionate Share of PSERS Net Pension Liability (NPL)
PSERS Measurement Date (Unaudited)
(in Thousands)

Measurement Date	PSERS Net Pension Liability		School's Covered Payroll	School's Proportionate Share of NPL as a Percent of Covered Payroll	PSERS Fiduciary Net Position as a Percent of Total Pension Liability
	School's Proportion	School's Proportion Share			
June 30, 2014	0.02750%	\$ 10,884	\$ 3,507	310%	57.20%
June 30, 2015	0.02890%	12,518	3,714	337%	54.40%
June 30, 2016	0.02670%	13,229	3,452	383%	50.10%
June 30, 2017	0.02280%	11,261	3,037	371%	51.80%
June 30, 2018	0.01920%	9,217	2,591	356%	54.00%
June 30, 2019	0.01450%	6,783	1,995	340%	55.66%
June 30, 2020	0.01360%	6,697	2,157	310%	54.32%
June 30, 2021	0.01370%	5,625	1,959	287%	63.67%
June 30, 2022	0.01160%	5,157	1,753	294%	61.34%
June 30, 2023	0.01160%	5,160	1,752	295%	61.85%

PSERS Schedule of Contributions (Unaudited)
(in Thousands)

Fiscal Year	Contractually Required Contributions	Contributions Recognized by PSERS	Contribution Deficiency (Excess)	Covered Payroll	Contributions as a Percent of Covered Payroll
2014/15	\$ 702	\$ 702	\$ -	\$ 3,714	18.90%
2015/16	826	826	-	3,452	23.93%
2016/17	821	821	-	3,037	27.03%
2017/18	839	839	-	2,591	32.38%
2018/19	716	716	-	1,995	35.89%
2019/20	719	719	-	2,157	33.33%
2020/21	656	656	-	1,959	33.49%
2021/22	576	576	-	1,753	32.86%
2022/23	601	601	-	1,752	34.31%
2023/24	617	617	-	1,865	33.09%

Notes to Required Supplemental Information

(1) Methods and Assumptions used in Calculations of Actuarially Determined Proportionate Share of PSERS Net Pension Liability and Contributions:

- Actuarial Cost Method – Entry Age Normal – Level % of Pay.
- Investment Return – The investment rate of return was 7.00%, including inflation at 2.50%.
- Salary Increases – Effective average of 4.50%, comprised of inflation of 2.50% and 2.00% for real wage growth and for merit or seniority increases.
- Mortality rates were based on a blend of 50% PubT-2010 and 50% PubG-2010 Retiree Tables for Males and Females, adjusted to reflect PSERS' experience and projected using a modified version of the MP-2020 Improvement Scale.

**MASTERY CHARTER SCHOOL – THOMAS CAMPUS
SCHEDULES OF PROPORTIONATE SHARE OF
PSERS NET OPEB LIABILITY AND CONTRIBUTIONS
(UNAUDITED)**

Schedule of Proportionate Share of PSERS Net OPEB Liability
PSERS Measurement Date (Unaudited)
(in Thousands)

Measurement Date	PSERS Net OPEB Liability		School's Covered Payroll	School's	PSERS Fiduciary Net Position as a Percentage of Total OPEB Liability
	School's Proportion	School's Proportionate Share		Proportionate Share of Net OPEB Liability as a Percentage of Covered Payroll	
June 30, 2017	0.02280%	\$ 465	\$ 3,037	15.31%	5.73%
June 30, 2018	0.01920%	400	2,591	15.44%	5.56%
June 30, 2019	0.01450%	308	1,995	15.44%	5.56%
June 30, 2020	0.01360%	294	2,157	13.63%	5.69%
June 30, 2021	0.01370%	325	1,959	16.59%	5.30%
June 30, 2022	0.01160%	214	1,753	12.21%	6.86%
June 30, 2023	0.01150%	208	1,752	11.87%	7.22%

PSERS OPEB Schedule of Contributions (Unaudited)
(in Thousands)

Fiscal Year	Contractually Required Contributions	Contributions Recognized by PSERS in FY	Contribution Deficiency (Excess)	Covered Payroll	Contributions as a Percent of Covered Payroll
2017/18	\$ 22	\$ 22	\$ -	\$ 2,591	0.85%
2018/19	19	19	-	1,995	0.95%
2019/20	18	18	-	2,157	0.83%
2020/21	13	13	-	1,959	0.66%
2021/22	11	11	-	1,753	0.63%
2022/23	13	13	-	1,752	0.74%
2023/24	12	12	-	1,865	0.64%

Note – 10 years are required, additional years will be added as they become available.

Notes to Required Supplemental Information

(1) Changes in Actuarial Assumptions

The investment rate of return was changed from 4.09% to 4.13%.

(2) Methods and Assumptions used in Calculations of Actuarially Determined Proportionate Share of PSERS Net OPEB Liability and Contributions:

- Actuarial cost method was entry age normal, level percent of pay.
- Investment return – 4.13% - S&P 20 Year Municipal Bond Rate.
- Effective average salary growth of 4.5%, comprising 2.50% for inflation and 2.00% for real wage growth and for merit and seniority increases.
- Premium Assistance reimbursement benefits capped at \$1,200 per year.
- Assumed health care cost trends were applied to retirees with less than \$1,200 in premium assistance per year.
- Mortality rates were based on a blend of 50% PubT-2010 and 50% PubG-2010 Retiree Tables for Males and Females, adjusted to reflect PSERS' experience and projected using a modified version of the MP-2020 Improvement Scale.
- Participation rate:
 - Eligible retirees will elect to participate pre-age 65 at 50%
 - Eligible retirees will elect to participate post-age 65 at 70%.

**MASTERY CHARTER SCHOOL – THOMAS CAMPUS
SCHEDULE OF EXPENDITURES OF FEDERAL AWARDS
YEAR ENDED JUNE 30, 2024**

Federal Grantor Pass-Through Grantor Program Title	Source Code	Federal Assistance Listing Number	Pass- Through Grantor's Number	Grant/ Contract Period	Grant Amount	Accrued or (Deferred) Revenue at July 1, 2023	Total Received for the Year	Federal Disbursements/ Expenditures	Accrued or (Deferred) at June 30, 2024
U.S. Department of Education:									
Pass-through Pennsylvania Department of Education:									
Title I Grants to Local Educational Agencies	I	84.010	013 231060	7/25/22 - 9/30/23	\$ 1,236,820	\$ 82,429	\$ 82,429	\$ -	\$ -
Title I Grants to Local Educational Agencies	I	84.010	013 241060	7/31/23 - 9/30/24	1,449,489	-	1,344,379	1,449,489	105,110
Total Federal Assistance Listing 84.010						82,429	1,426,808	1,449,489	105,110
Supporting Effective Instruction State Grants	I	84.367	020 241060	7/31/23 - 9/30/24	86,032	-	79,291	86,032	6,741
English Language Acquisition State Grants	I	84.424	144 231060	7/25/22 - 9/30/23	98,381	4,662	4,662	-	-
English Language Acquisition State Grants	I	84.424	144 241060	7/31/23 - 9/30/24	96,825	-	96,825	96,825	-
Total Federal Assistance Listing 84.424						4,662	101,487	96,825	-
COVID-19 Education Stabilization Fund:									
American Rescue Plan - Elementary and Secondary School Emergency Relief	I	84.425U	223 211060	3/13/20 - 9/30/24	9,039,917	107,378	4,766,502	5,645,296	986,172
American Rescue Plan - Elementary and Secondary School Emergency Relief 7%	I	84.425U	225 211060	3/13/20 - 9/30/24	702,604	187,687	370,463	182,776	-
Total COVID-19 Education Stabilization Fund						295,065	5,136,965	5,828,072	986,172
Pass-through School District Philadelphia:									
Special Education Cluster:									
Special Education—Grants to States (IDEA, Part B)	I	84.027	N/A	7/1/22 - 6/30/23	250,142	250,142	250,142	-	-
Special Education—Grants to States (IDEA, Part B)	I	84.027	N/A	7/1/23 - 6/30/24	259,510	-	-	259,510	259,510
Total Special Education Cluster						250,142	250,142	259,510	259,510
Total U.S. Department of Education						632,298	6,994,693	7,719,928	1,357,533
Total Expenditures of Federal Awards						<u>\$ 632,298</u>	<u>\$ 6,994,693</u>	<u>\$ 7,719,928</u>	<u>\$ 1,357,532</u>

D - Direct Funding
I - Indirect Funding
S - State Share

Note: There were no awards passed through to subrecipients.

See accompanying Notes to Schedule of Expenditures of Federal Awards.

MASTERY CHARTER SCHOOL – THOMAS CAMPUS
NOTES TO SCHEDULE OF EXPENDITURES OF FEDERAL AWARDS
JUNE 30, 2024

NOTE 1 GENERAL INFORMATION

The accompanying schedule of expenditures of federal awards presents the activities of the federal financial assistance programs of Mastery Charter School – Thomas Campus (the School). Financial awards received directly from federal agencies, as well as financial assistance passed through other governmental agencies or nonprofit organizations, are included in the schedule.

NOTE 2 BASIS OF PRESENTATION

The accompanying schedule of expenditures of federal awards includes the federal grant activity of the School and is presented on the accrual basis of accounting. The information in this schedule is presented in accordance with the requirements of Title 2 U.S. *Code of Federal Regulations Part 200, Uniform Administrative Requirements, Cost Principles, and Audit Requirements for Federal Awards.*

NOTE 3 RELATIONSHIP TO FINANCIAL STATEMENTS

The schedule of expenditures of federal awards presents only a selected portion of the activities of the School. It is not intended to, nor does it, present either the balance sheet, revenue, expenditures, or changes in fund balances of governmental funds. The financial activity for the aforementioned awards is reported in the School's statement of activities and statement of revenue, expenditures, and changes in fund balance — governmental funds.

NOTE 4 INDIRECT COST RATE

Mastery Charter School – Thomas Campus has elected not to use the 10% de minimis indirect cost rate allowed under the Uniform Guidance.



**INDEPENDENT AUDITORS' REPORT ON INTERNAL CONTROL OVER
FINANCIAL REPORTING AND ON COMPLIANCE AND OTHER MATTERS
BASED ON AN AUDIT OF FINANCIAL STATEMENTS PERFORMED
IN ACCORDANCE WITH *GOVERNMENT AUDITING STANDARDS***

Board of Trustees
Mastery Charter School – Thomas Campus
Philadelphia, Pennsylvania

We have audited, in accordance with the auditing standards generally accepted in the United States of America and the standards applicable to financial audits contained in *Government Auditing Standards* issued by the Comptroller General of the United States, the financial statements of the governmental activities, and the general fund of the Mastery Charter School – Thomas Campus, as of and for the year ended June 30, 2024, and the related notes to the financial statements, which collectively comprise Mastery Charter School – Thomas Campus' basic financial statements, and have issued our report thereon dated November 19, 2024.

Report on Internal Control Over Financial Reporting

In planning and performing our audit of the financial statements, we considered Mastery Charter School – Thomas Campus' internal control over financial reporting (internal control) as a basis for designing audit procedures that are appropriate in the circumstances for the purpose of expressing our opinions on the financial statements, but not for the purpose of expressing an opinion on the effectiveness of Mastery Charter School – Thomas Campus' internal control. Accordingly, we do not express an opinion on the effectiveness of Mastery Charter School – Thomas Campus' internal control.

A *deficiency in internal control* exists when the design or operation of a control does not allow management or employees, in the normal course of performing their assigned functions, to prevent, or detect and correct, misstatements on a timely basis. A *material weakness* is a deficiency, or a combination of deficiencies, in internal control, such that there is a reasonable possibility that a material misstatement of the entity's financial statements will not be prevented or detected and corrected on a timely basis. A *significant deficiency* is a deficiency, or a combination of deficiencies, in internal control that is less severe than a material weakness, yet important enough to merit attention by those charged with governance.


Our consideration of internal control was for the limited purpose described in the first paragraph of this section and was not designed to identify all deficiencies in internal control that might be material weaknesses or significant deficiencies. Given these limitations, during our audit we did not identify any deficiencies in internal control that we consider to be material weaknesses. However, material weaknesses or significant deficiencies may exist that were not identified.

Report on Compliance and Other Matters

As part of obtaining reasonable assurance about whether Mastery Charter School – Thomas Campus’ financial statements are free from material misstatement, we performed tests of its compliance with certain provisions of laws, regulations, contracts, and grant agreements, noncompliance with which could have a direct and material effect on the financial statements. However, providing an opinion on compliance with those provisions was not an objective of our audit, and accordingly, we do not express such an opinion. The results of our tests disclosed no instances of noncompliance or other matters that are required to be reported under *Government Auditing Standards*.

Purpose of this Report

The purpose of this report is solely to describe the scope of our testing of internal control and compliance and the results of that testing, and not to provide an opinion on the effectiveness of the entity’s internal control or on compliance. This report is an integral part of an audit performed in accordance with *Government Auditing Standards* in considering the entity’s internal control and compliance. Accordingly, this communication is not suitable for any other purpose.



CliftonLarsonAllen LLP

King of Prussia, Pennsylvania
November 19, 2024



**INDEPENDENT AUDITORS' REPORT ON COMPLIANCE FOR EACH MAJOR
FEDERAL PROGRAM AND REPORT ON INTERNAL CONTROL OVER COMPLIANCE
REQUIRED BY THE UNIFORM GUIDANCE**

Board of Trustees
Mastery Charter School – Thomas Campus
Philadelphia, Pennsylvania

Report on Compliance for Each Major Federal Program

Opinion on Each Major Federal Program

We have audited Mastery Charter School – Thomas Campus' compliance with the types of compliance requirements identified as subject to audit in the *OMB Compliance Supplement* that could have a direct and material effect on each of Mastery Charter School – Thomas Campus' major federal programs for the year ended June 30, 2024. Mastery Charter School – Thomas Campus' major federal programs are identified in the summary of auditors' results section of the accompanying schedule of findings and questioned costs.

In our opinion, Mastery Charter School – Thomas Campus complied, in all material respects, with the compliance requirements referred to above that could have a direct and material effect on each of its major federal program for the year ended June 30, 2024.

Basis for Opinion on Each Major Federal Program

We conducted our audit of compliance in accordance with auditing standards generally accepted in the United States of America (GAAS); the standards applicable to financial audits contained in *Government Auditing Standards*, issued by the Comptroller General of the United States and the audit requirements of Title 2 U.S. *Code of Federal Regulations* Part 200, *Uniform Administrative Requirements, Cost Principles, and Audit Requirements for Federal Awards* (Uniform Guidance). Our responsibilities under those standards and the Uniform Guidance are further described in the Auditors' Responsibilities for the Audit of Compliance section of our report.

We are required to be independent of Mastery Charter School – Thomas Campus and to meet our other ethical responsibilities, in accordance with relevant ethical requirements relating to our audit. We believe that the audit evidence we have obtained is sufficient and appropriate to provide a basis for our opinion on compliance for each major federal program. Our audit does not provide a legal determination of Mastery Charter School – Thomas Campus' compliance with the compliance requirements referred to above.

Responsibilities of Management for Compliance

Management is responsible for compliance with the requirements referred to above and for the design, implementation, and maintenance of effective internal control over compliance with the requirements of laws, statutes, regulations, rules, and provisions of contracts or grant agreements applicable to Mastery Charter School – Thomas Campus federal programs.

Auditors' Responsibilities for the Audit of Compliance

Our objectives are to obtain reasonable assurance about whether material noncompliance with the compliance requirements referred to above occurred, whether due to fraud or error, and express an opinion on Mastery Charter School – Thomas Campus' compliance based on our audit. Reasonable assurance is a high level of assurance but is not absolute assurance and therefore is not a guarantee that an audit conducted in accordance with GAAS, *Government Auditing Standards*, and the Uniform Guidance will always detect material noncompliance when it exists. The risk of not detecting material noncompliance resulting from fraud is higher than for that resulting from error, as fraud may involve collusion, forgery, intentional omissions, misrepresentations, or the override of internal control. Noncompliance with the compliance requirements referred to above is considered material if there is a substantial likelihood that, individually or in the aggregate, it would influence the judgment made by a reasonable user of the report on compliance about Mastery Charter School – Thomas Campus' compliance with the requirements of each major federal program as a whole.

In performing an audit in accordance with GAAS, *Government Auditing Standards*, and the Uniform Guidance, we:

- Exercise professional judgment and maintain professional skepticism throughout the audit.
- Identify and assess the risks of material noncompliance, whether due to fraud or error, and design and perform audit procedures responsive to those risks. Such procedures include examining, on a test basis, evidence regarding Mastery Charter School – Thomas Campus' compliance with the compliance requirements referred to above and performing such other procedures as we considered necessary in the circumstances.
- Obtain an understanding of Mastery Charter School – Thomas Campus' internal control over compliance relevant to the audit in order to design audit procedures that are appropriate in the circumstances and to test and report on internal control over compliance in accordance with the Uniform Guidance, but not for the purpose of expressing an opinion on the effectiveness of Mastery Charter School – Thomas Campus' internal control over compliance. Accordingly, no such opinion is expressed.

We are required to communicate with those charged with governance regarding, among other matters, the planned scope and timing of the audit and any significant deficiencies and material weaknesses in internal control over compliance that we identified during the audit.

Report on Internal Control Over Compliance


A deficiency in internal control over compliance exists when the design or operation of a control over compliance does not allow management or employees, in the normal course of performing their assigned functions, to prevent, or detect and correct, noncompliance with a type of compliance requirement of a federal program on a timely basis. A material weakness in internal control over compliance is a deficiency, or a combination of deficiencies, in internal control over compliance, such that there is a reasonable possibility that material noncompliance with a type of compliance requirement of a federal program will not be prevented, or detected and corrected, on a timely basis. A significant deficiency in internal control over compliance is a deficiency, or a combination of deficiencies, in internal control over compliance with a type of compliance requirement of a federal program that is less severe than a material weakness in internal control over compliance, yet important enough to merit attention by those charged with governance.

Board of Trustees
Mastery Charter School – Thomas Campus

Our consideration of internal control over compliance was for the limited purpose described in the Auditors' Responsibilities for the Audit of Compliance section above and was not designed to identify all deficiencies in internal control over compliance that might be material weaknesses or significant deficiencies in internal control over compliance. Given these limitations, during our audit we did not identify any deficiencies in internal control over compliance that we consider to be material weaknesses, as defined above. However, material weaknesses or significant deficiencies in internal control over compliance may exist that were not identified.

Our audit was not designed for the purpose of expressing an opinion on the effectiveness of internal control over compliance. Accordingly, no such opinion is expressed.

The purpose of this report on internal control over compliance is solely to describe the scope of our testing of internal control over compliance and the results of that testing based on the requirements of the Uniform Guidance. Accordingly, this report is not suitable for any other purpose.



CliftonLarsonAllen LLP

King of Prussia, Pennsylvania
November 19, 2024

**MASTERY CHARTER SCHOOL – THOMAS CAMPUS
SCHEDULE OF FINDINGS AND QUESTIONED COSTS
YEAR ENDED JUNE 30, 2024**

Section I – Summary of Auditors’ Results

Financial Statements

1. Type of auditors’ report issued: Unmodified
2. Internal control over financial reporting:
- Material weakness(es) identified? _____yes X no
 - Significant deficiency(ies) identified that are not considered to be material weakness(es)? _____ yes X none reported
3. Noncompliance material to financial statements noted? _____ yes X no

Federal Awards

1. Internal control over major federal programs:
- Material weakness(es) identified? _____ yes X no
 - Significant deficiency(ies) identified that are not considered to be material weakness(es)? _____ yes X none reported
2. Type of auditors’ report issued on compliance for major federal programs: Unmodified
3. Any audit findings disclosed that are required to be reported in accordance with 2 CFR 200.516(a)? _____ yes X no

Identification of Major Federal Programs

Federal Assistance Listing Number(s)	Name of Federal Program or Cluster
84.425U	COVID-19 Education Stabilization Fund Programs

- Dollar threshold used to distinguish between Type A or Type B programs was: \$ 750,000
- Auditee qualified as low-risk auditee X yes _____ no

**MASTERY CHARTER SCHOOL – THOMAS CAMPUS
SCHEDULE OF FINDINGS AND QUESTIONED COSTS (CONTINUED)
YEAR ENDED JUNE 30, 2024**

Section II – Financial Statement Findings

Our audit did not disclose any matters required to be reported in accordance with *Government Auditing Standards*.

Section III – Findings and Questioned Costs – Major Federal Programs

Our audit did not disclose any matters required to be reported in accordance with 2 CFR 200.516(a).

Section IV – Prior Audit Findings

There were no prior year findings required to be reported under the Uniform Guidance.



CLA (CliftonLarsonAllen LLP) is a network member of CLA Global. See CLAGlobal.com/disclaimer. Investment advisory services are offered through CliftonLarsonAllen Wealth Advisors, LLC, an SEC-registered investment advisor.