

FREDERICK DOUGLASS MASTERY CHARTER SCHOOL

**FINANCIAL STATEMENTS AND
SUPPLEMENTARY INFORMATION**

**YEAR ENDED JUNE 30, 2024
(WITH SUMMARIZED FINANCIAL INFORMATION
AS OF JUNE 30, 2023)**



CPAs | CONSULTANTS | WEALTH ADVISORS

CLAconnect.com

**FREDERICK DOUGLASS MASTERY CHARTER SCHOOL
TABLE OF CONTENTS
YEAR ENDED JUNE 30, 2024**

INDEPENDENT AUDITORS' REPORT	1
REQUIRED SUPPLEMENTARY INFORMATION	
MANAGEMENT'S DISCUSSION AND ANALYSIS (UNAUDITED)	5
BASIC FINANCIAL STATEMENTS	
STATEMENT OF NET POSITION	9
STATEMENT OF ACTIVITIES	10
BALANCE SHEET — GOVERNMENTAL FUNDS	11
RECONCILIATION OF THE BALANCE SHEET OF GOVERNMENTAL FUNDS TO THE STATEMENT OF NET POSITION	12
STATEMENT OF REVENUES, EXPENDITURES, AND CHANGES IN FUND BALANCE — GOVERNMENTAL FUNDS	13
RECONCILIATION OF THE STATEMENT OF REVENUES, EXPENDITURES, AND CHANGES IN FUND BALANCES OF GOVERNMENTAL FUNDS TO THE STATEMENT OF ACTIVITIES	14
NOTES TO FINANCIAL STATEMENTS	15
REQUIRED SUPPLEMENTARY INFORMATION (UNAUDITED)	
SCHEDULE OF REVENUES, EXPENDITURES, AND CHANGES IN FUND BALANCE — BUDGET AND ACTUAL — GENERAL FUND (UNAUDITED)	37
SCHEDULES OF PROPORTIONATE SHARE OF PSERS NET PENSION LIABILITY AND CONTRIBUTIONS (UNAUDITED)	38
SCHEDULES OF PROPORTIONATE SHARE OF PSERS NET OPEB LIABILITY AND CONTRIBUTIONS (UNAUDITED)	39
SINGLE AUDIT REQUIREMENTS	
SCHEDULE OF EXPENDITURES OF FEDERAL AWARDS	40
NOTES TO SCHEDULE OF EXPENDITURES OF FEDERAL AWARDS	41
INDEPENDENT AUDITORS' REPORT ON INTERNAL CONTROL OVER FINANCIAL REPORTING AND ON COMPLIANCE AND OTHER MATTERS BASED ON AN AUDIT OF FINANCIAL STATEMENTS PERFORMED IN ACCORDANCE WITH GOVERNMENT AUDITING STANDARDS	42

**FREDERICK DOUGLASS MASTERY CHARTER SCHOOL
TABLE OF CONTENTS
YEAR ENDED JUNE 30, 2024**

INDEPENDENT AUDITORS' REPORT ON COMPLIANCE FOR THE MAJOR FEDERAL PROGRAM AND REPORT ON INTERNAL CONTROL OVER COMPLIANCE REQUIRED BY THE UNIFORM GUIDANCE	44
SCHEDULE OF FINDINGS AND QUESTIONED COSTS	47



INDEPENDENT AUDITORS' REPORT

Board of Trustees
Frederick Douglass Mastery Charter School
Philadelphia, Pennsylvania

Report on the Audit of the Financial Statements

Opinions

We have audited the accompanying financial statements of the governmental activities and the general fund of Frederick Douglass Mastery Charter School, as of and for the year ended June 30, 2024, and the related notes to the financial statements, which collectively comprise Frederick Douglass Mastery Charter School's basic financial statements as listed in the table of contents.

In our opinion, the financial statements referred to above present fairly, in all material respects, the respective financial position of the governmental activities and the general fund of Frederick Douglass Mastery Charter School, as of June 30, 2024, and the respective changes in financial position for the year then ended in accordance with accounting principles generally accepted in the United States of America.

Basis for Opinions

We conducted our audit in accordance with auditing standards generally accepted in the United States of America (GAAS) and the standards applicable to financial audits contained in *Government Auditing Standards*, issued by the Comptroller General of the United States. Our responsibilities under those standards are further described in the Auditors' Responsibilities for the Audit of the Financial Statements section of our report. We are required to be independent of Frederick Douglass Mastery Charter School and to meet our other ethical responsibilities, in accordance with the relevant ethical requirements relating to our audit. We believe that the audit evidence we have obtained is sufficient and appropriate to provide a basis for our audit opinions.

Responsibilities of Management for the Financial Statements

Management is responsible for the preparation and fair presentation of the financial statements in accordance with accounting principles generally accepted in the United States of America, and for the design, implementation, and maintenance of internal control relevant to the preparation and fair presentation of financial statements that are free from material misstatement, whether due to fraud or error.

In preparing the financial statements, management is required to evaluate whether there are conditions or events, considered in the aggregate, that raise substantial doubt about Frederick Douglass Mastery Charter School's ability to continue as a going concern for twelve months beyond the financial statement date, including any currently known information that may raise substantial doubt shortly thereafter.

Auditors' Responsibilities for the Audit of the Financial Statements

Our objectives are to obtain reasonable assurance about whether the financial statements as a whole are free from material misstatement, whether due to fraud or error, and to issue an auditors' report that includes our opinions. Reasonable assurance is a high level of assurance but is not absolute assurance and therefore is not a guarantee that an audit conducted in accordance with GAAS and *Government Auditing Standards* will always detect a material misstatement when it exists. The risk of not detecting a material misstatement resulting from fraud is higher than for one resulting from error, as fraud may involve collusion, forgery, intentional omissions, misrepresentations, or the override of internal control. Misstatements are considered material if there is a substantial likelihood that, individually or in the aggregate, they would influence the judgment made by a reasonable user based on the financial statements.

In performing an audit in accordance with GAAS and *Government Auditing Standards*, we:

- Exercise professional judgment and maintain professional skepticism throughout the audit.
- Identify and assess the risks of material misstatement of the financial statements, whether due to fraud or error, and design and perform audit procedures responsive to those risks. Such procedures include examining, on a test basis, evidence regarding the amounts and disclosures in the financial statements.
- Obtain an understanding of internal control relevant to the audit in order to design audit procedures that are appropriate in the circumstances, but not for the purpose of expressing an opinion on the effectiveness of Frederick Douglass Mastery Charter School's internal control. Accordingly, no such opinion is expressed.
- Evaluate the appropriateness of accounting policies used and the reasonableness of significant accounting estimates made by management, as well as evaluate the overall presentation of the financial statements.
- Conclude whether, in our judgment, there are conditions or events, considered in the aggregate, that raise substantial doubt about Frederick Douglass Mastery Charter School's ability to continue as a going concern for a reasonable period of time.

We are required to communicate with those charged with governance regarding, among other matters, the planned scope and timing of the audit, significant audit findings, and certain internal control related matters that we identified during the audit.

Required Supplementary Information

Accounting principles generally accepted in the United States of America require that the management's discussion and analysis, the schedule of revenues, expenditures, and changes in fund balance – budget and actual – general fund, the schedules of proportionate share of PSERS net pension liability and contributions, and the schedules of proportionate share of PSERS net OPEB liability and contributions be presented to supplement the basic financial statements. Such information is the responsibility of management and, although not a part of the basic financial statements, is required by the Governmental Accounting Standards Board who considers it to be an essential part of financial reporting for placing the basic financial statements in an appropriate operational, economic, or historical context. We have applied certain limited procedures to the required supplementary information in accordance with GAAS, which consisted of inquiries of management about the methods of preparing the information and comparing the information for consistency with management's responses to our inquiries, the basic financial statements, and other knowledge we obtained during our audit of the basic financial statements. We do not express an opinion or provide any assurance on the information because the limited procedures do not provide us with sufficient evidence to express an opinion or provide any assurance.

Supplementary Information

Our audit was conducted for the purpose of forming opinions on the financial statements that collectively comprise Frederick Douglass Mastery Charter School's basic financial statements. The schedule of expenditures of federal awards, as required by Title 2 *U.S. Code of Federal Regulations Part 200, Uniform Administrative Requirements, Cost Principles, and Audit Requirements for Federal Awards* is presented for purposes of additional analysis and is not a required part of the basic financial statements. Such information is the responsibility of management and was derived from and relates directly to the underlying accounting and other records used to prepare the basic financial statements. The information has been subjected to the auditing procedures applied in the audit of the basic financial statements and certain additional procedures, including comparing and reconciling such information directly to the underlying accounting and other records used to prepare the basic financial statements or to the basic financial statements themselves, and other additional procedures in accordance with GAAS. In our opinion, the schedule of expenditures of federal awards is fairly stated, in all material respects, in relation to the basic financial statements as a whole.


Report on Summarized Comparative Information

We have previously audited Frederick Douglass Mastery Charter School's 2023 financial statements, and we expressed unmodified audit opinions on the respective financial statements of the governmental activities and the general fund in our report dated November 16, 2023. In our opinion, the summarized comparative information presented herein as of and for the year ended June 30, 2023, is consistent, in all material respects, with the audited financial statements from which it has been derived.

Board of Trustees
Frederick Douglass Mastery Charter School

Other Reporting Required by Government Auditing Standards

In accordance with *Government Auditing Standards*, we have also issued our report dated November 19, 2024, on our consideration of Frederick Douglass Mastery Charter School's internal control over financial reporting and on our tests of its compliance with certain provisions of laws, regulations, contracts, and grant agreements and other matters. The purpose of that report is solely to describe the scope of our testing of internal control over financial reporting and compliance and the results of that testing, and not to provide an opinion on the effectiveness of Frederick Douglass Mastery Charter School's internal control over financial reporting or on compliance. That report is an integral part of an audit performed in accordance with *Government Auditing Standards* in considering Frederick Douglass Mastery Charter School's internal control over financial reporting and compliance.



CliftonLarsonAllen LLP

King of Prussia, Pennsylvania
November 19, 2024

**FREDERICK DOUGLASS MASTERY CHARTER SCHOOL
MANAGEMENT'S DISCUSSION AND ANALYSIS (UNAUDITED)
JUNE 30, 2024**

The management of Frederick Douglass Mastery Charter School (the School) offers readers of the School's financial statements this narrative overview and analysis of the financial activities of the School for the year ended June 30, 2024. We encourage readers to consider the information presented here in conjunction with the School's financial statements.

Financial Highlights

- Total revenues increased \$876,566 to \$13,524,188, primarily due to an increase in local educational agencies, other local sources, and interest offset by a decrease in state sources and federal sources.
- At the close of the current fiscal year, the School reports ending net position of \$7,156,689. This net position balance represents an increase in net position of \$2,581,465 for the year ended June 30, 2024.
- At the close of the current fiscal year, the School reports an ending general fund balance of \$6,894,204. This general fund balance represents an increase in fund balance of \$2,229,974 for the year ended June 30, 2024.
- The School's cash and cash equivalents balance at June 30, 2024 was \$8,350,011, which is an increase of \$2,405,670 from June 30, 2023.

Overview of the Financial Statements

The discussion and analysis is intended to serve as an introduction to the School's basic financial statements. The School's basic financial statements as presented comprise four components: Management's Discussion and Analysis (this section), the basic financial statements, required supplementary schedule, and reporting requirements under *Government Auditing Standards* and Uniform Guidance.

Government-Wide Financial Statements

The government-wide financial statements are designed to provide readers with a broad overview of the School's finances, in a manner similar to a private-sector business.

The statement of net position presents information on all of the School's assets, deferred outflows, liabilities and deferred inflows, with the difference reported as net position. Over time, increases or decreases in net position may serve as a useful indicator of whether the financial position of the School is improving or deteriorating.

The statement of activities presents information showing how the School's net position changed during the most recent fiscal year. All changes in net position are reported as soon as the underlying event giving rise to the change occurs, regardless of the timing of related cash flows.

The government-wide financial statements report on the function of the School that is principally supported by subsidies from school districts whose constituents attend the School.

**FREDERICK DOUGLASS MASTERY CHARTER SCHOOL
MANAGEMENT'S DISCUSSION AND ANALYSIS (UNAUDITED)
JUNE 30, 2024**

Overview of the Financial Statements (Continued)

Fund Financial Statements

A fund is a group of related accounts that are used to maintain control over resources that have been segregated for specific activities or purposes. The School, like governmental type entities, utilizes fund accounting to ensure and demonstrate compliance with finance-related legal requirements. The School has only one fund type, the governmental general fund.

Notes to the Financial Statements

The notes provide additional information that is essential to a full understanding of the data provided in the government-wide and fund financial statements.

Government-Wide Financial Analysis

Net position may serve over time as a useful indicator of a government's financial position. In the case of the School, assets and deferred outflows exceeded liabilities and deferred inflows by \$7,156,689 as of June 30, 2024.

	2024	2023
Assets:		
Current and Other Assets	\$ 8,893,841	\$ 6,484,242
Noncurrent Assets	1,470,609	1,342,628
Total Assets	10,364,450	7,826,870
 Deferred Outflows of Resources	 186,130	 182,130
Liabilities:		
Current Liabilities	2,021,862	1,765,776
Noncurrent Liabilities	913,029	926,000
Total Liabilities	2,934,891	2,691,776
 Deferred Inflows of Resources	 459,000	 742,000
Net Position:		
Net Investment in Capital Assets	1,149,849	1,306,140
Unrestricted	6,006,840	3,269,084
Total Net Position	\$ 7,156,689	\$ 4,575,224

**FREDERICK DOUGLASS MASTERY CHARTER SCHOOL
MANAGEMENT'S DISCUSSION AND ANALYSIS (UNAUDITED)
JUNE 30, 2024**

Government-Wide Financial Analysis (Continued)

The School's revenues are predominately from the School District of Philadelphia, based on the student enrollment, awards from federal sources and other grants and contributions.

	<u>2024</u>	<u>2023</u>
Revenues:		
Local Educational Agencies	\$ 9,294,697	\$ 8,305,051
State Sources	152,972	203,202
Federal Sources	3,747,279	3,946,453
Other Grants and Contributions	20,212	1,013
Other Local Sources	170,634	107,700
Interest	138,394	84,203
Total Revenues	<u>13,524,188</u>	<u>12,647,622</u>
Expenditures:		
Instruction	3,739,572	4,195,754
Special Education	3,098,045	3,328,147
Student Support Services	89,455	103,900
Instruction Support Services	606,694	811,678
Administration Support	1,704,653	1,673,834
Pupil Health	117,894	121,357
Transportation	200	-
Business Support	63,600	55,300
Operations and Maintenance	854,307	878,066
Other Support Services	130,885	135,961
Student Activities	68,815	142,991
Interest Expense	11,721	2,636
Depreciation and Amortization Expense	456,882	364,006
Total Expenses	<u>10,942,723</u>	<u>11,813,630</u>
Change in Net Position	2,581,465	833,992
Beginning Net Position	<u>4,575,224</u>	<u>3,741,232</u>
Ending Net Position	<u>\$ 7,156,689</u>	<u>\$ 4,575,224</u>

Governmental Fund

The focus of the School's governmental fund is to provide information on near-term inflows, outflows, and balances of spendable resources. Such information is useful in assessing the School's financing requirements. In particular, fund balance may serve as a useful measure of a government's net resources available for spending for program purposes at the end of the fiscal year.

The School's governmental fund, (the General Fund), reported an ending fund balance of \$6,894,204. For the year ended June 30, 2024, the School's revenues (\$13,606,632) and other financing sources (\$123,445) exceeded expenditures (\$11,500,103) by \$2,229,974.

**FREDERICK DOUGLASS MASTERY CHARTER SCHOOL
MANAGEMENT'S DISCUSSION AND ANALYSIS (UNAUDITED)
JUNE 30, 2024**

General Fund Budgetary Highlights

Actual revenues and other financing sources were greater than budgeted revenues by \$718,077 due to greater than budgeted local sources, state sources, federal sources, other grants and contributions, other local sources, interest, and proceeds from lease liability. Actual expenditures were greater than budgeted expenditures by \$458,103 due to greater than budgeted expenditures for special education, instruction support services, pupil health transportation, business support, operations and maintenance, student activities, debt service, and right-to-use lease assets offset by less than budgeted expenditures for instruction, student support services, administration support, other support services, and capital outlays.

Capital Assets

As of June 30, 2024, the School's investment in capital assets for its governmental activities totaled \$1,149,849 (net of accumulated depreciation and amortization). This investment in capital assets includes construction in progress, building improvements, furniture and equipment, and right-to-use lease assets.

Major capital asset purchases during the period included the following:

- Construction in Progress of \$253,731
- Building Improvements of \$186,831
- Furniture and Equipment of \$11,550
- Right-to-Use Lease Assets of \$132,751

Additional information on the School's capital assets can be found in Note 4 of this report.

Long-Term Debt

As of June 30, 2024, the School has long-term debt of \$103,254 for lease liability. See Note 5 of this report.

Economic Factors and Next Year's Budgets and Rates

The School's primary source of revenue, per pupil funding from School District of Philadelphia, is expected to increase from \$11,569 to \$12,754 per regular education student and increase from \$36,431 to \$40,053 per special education student.

Contacting the School's Financial Management

The financial report is designed to provide interested parties a general overview of the School's finances. Questions regarding any of the information provided in this report should be addressed to the Chief Financial Officer, Mastery Charter School – Pickett Campus, 5700 Wayne Avenue, Philadelphia, Pennsylvania 19144.

FREDERICK DOUGLASS MASTERY CHARTER SCHOOL
STATEMENT OF NET POSITION
JUNE 30, 2024
(WITH SUMMARIZED FINANCIAL INFORMATION AS OF JUNE 30, 2023)

ASSETS	2024	2023
CURRENT ASSETS		
Cash and Cash Equivalents	\$ 8,350,011	\$ 5,944,341
State Subsidies Receivable	-	36,735
Federal Subsidies Receivable	452,147	374,852
Other Receivables	60,933	102,146
Prepaid Expenses	30,750	25,007
Due from Other Governmental Entities	-	1,161
Total Current Assets	8,893,841	6,484,242
NONCURRENT ASSETS		
Capital Assets not Being Depreciated	253,731	-
Capital Assets, net of Depreciation and Amortization	1,216,878	1,342,628
Total Assets	10,364,450	7,826,870
DEFERRED OUTFLOWS		
Deferred Outflows from Pensions - See Note 9	172,987	165,987
Deferred Outflows from OPEB - See Note 10	13,143	16,143
Total Deferred Outflows	186,130	182,130
CURRENT LIABILITIES		
Lease Liability - Current Portion	22,225	28,208
Accounts Payable	783,160	480,962
Accrued Expenses	787,482	837,377
Other Liabilities	427,839	419,229
Due to Other Governmental Entities	1,156	-
Total Current Liabilities	2,021,862	1,765,776
LONG-TERM LIABILITIES		
Lease Liability - Net of Current Portion	81,029	-
Net OPEB Liability	31,000	37,000
Net Pension Liability	801,000	889,000
Total Long-Term Liabilities	913,029	926,000
Total Liabilities	2,934,891	2,691,776
DEFERRED INFLOWS		
Deferred Inflows from Pensions - See Note 9	391,000	631,000
Deferred Inflows from OPEB - See Note 10	68,000	111,000
Total Deferred Inflows	459,000	742,000
NET POSITION		
Net Investment in Capital Assets	1,149,849	1,306,140
Unrestricted	6,006,840	3,269,084
Total Net Position	\$ 7,156,689	\$ 4,575,224

See accompanying Notes to Financial Statements.

FREDERICK DOUGLASS MASTERY CHARTER SCHOOL
STATEMENT OF ACTIVITIES
YEAR ENDED JUNE 30, 2024
(WITH SUMMARIZED FINANCIAL INFORMATION AS OF JUNE 30, 2023)

			<u>2024</u>	<u>2023</u>
		Program	Net (Expense)	Net (Expense)
		Revenues	Revenue and	Revenue and
			Changes in	Changes in
		Operating	Net Position	Net Position
		Grants and	Total	Total
	<u>Expenses</u>	<u>Contributions</u>	<u>Governmental</u>	<u>Governmental</u>
			<u>Activities</u>	<u>Activities</u>
FUNCTIONS/PROGRAMS				
Governmental Activities:				
Instruction	\$ 3,739,572	\$ 3,603,720	\$ (135,852)	\$ (408,966)
Special Education	3,098,045	143,559	(2,954,486)	(3,168,482)
Student Support Services	89,455	-	(89,455)	(103,900)
Instruction Support Services	606,694	-	(606,694)	(811,678)
Administration Support	1,704,653	-	(1,704,653)	(1,673,834)
Pupil Health	117,894	-	(117,894)	(121,357)
Transportation	200	-	(200)	-
Business Support	63,600	-	(63,600)	(55,300)
Operations and Maintenance	854,307	-	(854,307)	(878,066)
Other Support Services	130,885	-	(130,885)	(135,961)
Student Activities	68,815	-	(68,815)	(142,991)
Interest Expense	11,721	-	(11,721)	(2,636)
Depreciation and Amortization Expense	456,882	-	(456,882)	(364,006)
Total Governmental Activities	<u>\$ 10,942,723</u>	<u>\$ 3,747,279</u>	(7,195,444)	(7,867,177)
GENERAL REVENUES				
Local Educational Agencies			9,294,697	8,305,051
State Grants and Reimbursements			152,972	203,202
Other Grants and Contributions			20,212	1,013
Other Local Sources			170,634	107,700
Interest			138,394	84,203
Total General Revenues			<u>9,776,909</u>	<u>8,701,169</u>
CHANGE IN NET POSITION			2,581,465	833,992
Net Position - Beginning of Year			<u>4,575,224</u>	<u>3,741,232</u>
NET POSITION - END OF YEAR			<u>\$ 7,156,689</u>	<u>\$ 4,575,224</u>

See accompanying Notes to Financial Statements.

**FREDERICK DOUGLASS MASTERY CHARTER SCHOOL
BALANCE SHEET
GOVERNMENTAL FUNDS
JUNE 30, 2024
(WITH SUMMARIZED FINANCIAL INFORMATION AS OF JUNE 30, 2023)**

	2024	2023
	General	General
ASSETS	Fund	Fund
Cash and Cash Equivalents	\$ 8,350,011	\$ 5,944,341
State Subsidies Receivable	-	36,735
Federal Subsidies Receivable	452,147	374,852
Other Receivables	60,933	102,146
Prepaid Expenses	30,750	25,007
Due from Other Governmental Entities	-	1,161
	<u>\$ 8,893,841</u>	<u>\$ 6,484,242</u>
LIABILITIES, DEFERRED INFLOWS OF RESOURCES, AND FUND BALANCE		
LIABILITIES		
Accounts Payable	\$ 783,160	\$ 480,962
Accrued Expenses	787,482	837,377
Other Liabilities	427,839	419,229
Due to Other Governmental Entities	1,156	-
Total Liabilities	<u>1,999,637</u>	<u>1,737,568</u>
DEFERRED INFLOWS OF RESOURCES		
Unavailable Revenues	-	82,444
Total Deferred Inflows of Resources	<u>-</u>	<u>82,444</u>
FUND BALANCE		
Nonspendable:		
Prepaid Expenses	30,750	25,007
Committed to:		
Facilities Reserves	4,558,000	3,667,000
Assigned to:		
Future Budget Deficits	2,305,454	972,223
Total Fund Balance	<u>6,894,204</u>	<u>4,664,230</u>
Total Liabilities, Deferred Inflows of Resources, and Fund Balance	<u>\$ 8,893,841</u>	<u>\$ 6,484,242</u>

See accompanying Notes to Financial Statements.

**FREDERICK DOUGLASS MASTERY CHARTER SCHOOL
RECONCILIATION OF THE BALANCE SHEET OF GOVERNMENTAL FUNDS
TO THE STATEMENT OF NET POSITION
JUNE 30, 2024**

Total Fund Balance for Governmental Funds	\$ 6,894,204
Total net position reported for governmental activities in the statement of net position is different because:	
Capital assets used in governmental funds are not financial resources and, therefore, are not reported in the funds. Those assets consist of:	
Capital Assets, Net	1,470,609
Lease liabilities that are not due and payable in the current period, and therefore, are not reported in the funds.	(103,254)
Long-term liabilities that pertain to governmental funds, including net pension obligations, net OPEB liability, deferred outflows and deferred inflows are not due and payable in the current period and, therefore, are not reported as fund liabilities. All liabilities, both current and long-term, are reported in the statement of net position.	
Pension	(1,019,013)
OPEB	<u>(85,857)</u>
Net Position of Governmental Activities as Reported on the Statement of Net Position	<u><u>\$ 7,156,689</u></u>

See accompanying Notes to Financial Statements.

FREDERICK DOUGLASS MASTERY CHARTER SCHOOL
STATEMENT OF REVENUES, EXPENDITURES, AND CHANGES IN FUND BALANCE
GOVERNMENTAL FUNDS
JUNE 30, 2024
(WITH SUMMARIZED FINANCIAL INFORMATION FOR THE YEAR ENDED JUNE 30, 2023)

	2024	2023
	General Fund	General Fund
REVENUES		
Local Educational Agencies	\$ 9,294,697	\$ 8,305,051
State Sources	152,972	203,202
Federal Sources	3,747,279	3,946,453
Other Grants and Contributions	20,212	1,013
Other Local Sources	253,078	25,256
Interest	138,394	84,203
Total Revenues	13,606,632	12,565,178
EXPENDITURES		
Instruction	3,952,887	4,624,419
Special Education	3,262,767	3,619,152
Student Support Services	89,455	103,900
Instruction Support Services	606,694	802,048
Administration Support	1,704,653	1,673,834
Pupil Health	117,894	121,357
Transportation	200	20,533
Business Support	63,600	55,300
Operations and Maintenance	854,307	878,067
Other Support Services	130,885	135,961
Student Activities	71,778	126,417
Capital Outlays	461,418	73,066
Debt Service - Principal - Lease Liability	48,399	26,524
Debt Service - Interest Expense	11,721	2,636
Right-of-Use Lease Assets	123,445	-
Total Expenditures	11,500,103	12,263,214
OTHER FINANCING SOURCES AND USES		
Proceeds from Lease Liability	123,445	-
NET CHANGE IN FUND BALANCE	2,229,974	301,964
Fund Balance - Beginning of Year	4,664,230	4,362,266
FUND BALANCE - END OF YEAR	\$ 6,894,204	\$ 4,664,230

See accompanying Notes to Financial Statements.

**FREDERICK DOUGLASS MASTERY CHARTER SCHOOL
RECONCILIATION OF THE STATEMENT OF REVENUES, EXPENDITURES, AND CHANGES IN
FUND BALANCES OF GOVERNMENTAL FUNDS TO THE STATEMENT OF ACTIVITIES
YEAR ENDED JUNE 30, 2024**

Net Change in Fund Balance — Total Governmental Funds \$ 2,229,974

Amounts reported for governmental activities in the statement of activities are different because:

Governmental funds report capital outlays as expenditures. However, in the statement of activities, assets are capitalized and the cost is allocated over their estimated useful lives and reported as depreciation and amortization expense. This is the amount by which depreciation and amortization exceeded capital outlays in the current period.

Capital Outlays	584,863
Depreciation and Amortization Expense	(456,882)

Because other local sources revenue will not be collected for several months after fiscal year-end, they are not considered as available revenues in the funds. Unavailable other local sources revenue increased by the amount during the year.

Unavailable Revenue	(82,444)
---------------------	----------

Governmental funds report school pension and OPEB contributions as expenditures. However, in the statement of activities, the cost incurred for future pension and OPEB benefits is reported as pension and OPEB expense, as follows:

Change in Pension Expense	335,000
Change in OPEB Expense	46,000

Governmental funds report lease liability proceeds as other financing sources in the period the lease is initially recognized, while repayment is reported as expenditures. In the statement of net position, however, the lease liability increases liabilities and does not affect the statement of activities and repayment of principal reduces the obligations. The net effect of these differences in the treatment of the lease liability is as follows:

Repayments of Lease Liability	48,399
Proceeds from Lease Liability	(123,445)

Change in Net Position of Governmental Activities as Reported in the Statement of Activities	\$ 2,581,465
--	--------------

**FREDERICK DOUGLASS MASTERY CHARTER SCHOOL
NOTES TO FINANCIAL STATEMENTS
JUNE 30, 2024**

NOTE 1 BACKGROUND AND SUMMARY OF SIGNIFICANT ACCOUNTING POLICIES

Background

The Frederick Douglass Mastery Charter School (the School) was formed as a Pennsylvania nonprofit corporation to operate in accordance with Pennsylvania Act 22 of 1997. The initial charter was granted by the Commonwealth of Pennsylvania in April 2010. The current charter is for a five-year term from July 1, 2020 to June 30, 2025. The charter school was formed as part of the School District of Philadelphia – School Reform Commission Renaissance Schools Initiative for the education, operation, and management of the Frederick Douglass Elementary School. During the year ended June 30, 2024, the School served approximately 540 students in grades kindergarten through eighth.

Basis of Presentation

The financial statements of the School have been prepared in conformity with accounting principles generally accepted in the United States of America (GAAP) as applied to governmental units. The Governmental Accounting Standards Board (GASB) is the accepted standard setting body for establishing government accounting and financial reporting principles. The GASB has issued a codification of governmental accounting and financial reporting standards.

Comparative Financial Information

The financial statements include certain prior year summarized comparative information in total. Such information does not include sufficient detail to constitute a presentation in conformity with accounting principles generally accepted in the United States of America. Accordingly, such information should be read in conjunction with the School's financial statements for the period ended June 30, 2023, from which the summarized information was derived.

Government-Wide and Fund Financial Statements

The government-wide financial statements (the statement of net position and the statement of activities) report on the School as a whole. The statement of activities demonstrates the degree to which the direct expenses of the School's functions are offset by program revenues.

The fund financial statements (governmental fund balance sheet and statement of governmental fund revenues, expenditures, and changes in fund balance) report on the School's General Fund.

Measurement Focus, Basis of Accounting, and Financial Statement Presentation

Government-Wide Financial Statements

The government-wide financial statements are prepared using the economic resources measurement focus and the accrual basis of accounting. Revenues are recorded when earned and expenses are recorded when a liability is incurred regardless of the timing of the related cash flows. Grants and similar items are recognized as soon as all eligibility requirements imposed by provider have been met.

Net position represents the total of assets and deferred outflows of resources less liabilities and deferred inflows of resources.

**FREDERICK DOUGLASS MASTERY CHARTER SCHOOL
NOTES TO FINANCIAL STATEMENTS
JUNE 30, 2024**

**NOTE 1 BACKGROUND AND SUMMARY OF SIGNIFICANT ACCOUNTING POLICIES
(CONTINUED)**

**Measurement Focus, Basis of Accounting, and Financial Statement Presentation
(Continued)**

Fund Financial Statements

Governmental fund financial statements are reported using the current financial resources measurement focus and the modified accrual basis of accounting. Revenues are recognized as soon as they are measurable and available. Revenues are considered to be available when they are collectible within the current period or soon enough thereafter to pay liabilities of the current period. For this purpose, the School considers revenues to be available if they are collected within 120 days of the end of the current period. Expenditures generally are recorded when a liability is incurred, as under accrual accounting.

The government reports the following major governmental fund:

General Fund — The General Fund is the operating fund of the School and accounts for all revenues and expenditures of the School.

Method of Accounting

Accounting standards requires a statement of net position and a statement of activities. It requires the classification of net position into three components — net investment in capital assets, restricted, and unrestricted. These calculations are defined as follows:

- Net investment in capital assets — This component of net position consists of capital assets, including restricted capital assets, net of accumulated depreciation and amortization and reduced by the outstanding balances of any bonds, mortgages, notes, or other borrowings that are attributable to the acquisition, construction, or improvement of those assets. If there are significant unspent related debt proceeds at year-end, the portion of the debt attributable to the unspent proceeds are not included in the calculation of net investment in capital assets. Rather, that portion of the debt is included in the same net position component as the unspent proceeds.
- Restricted — This component of net position consists of constraints placed on net position use through external constraints imposed by creditors such as through debt covenants, grantors, contributors, or laws or regulations of other governments or constraints imposed by law through constitutional provisions or enabling legislation. The School presently has no restricted net position.
- Unrestricted net position — This component of net position consists of net position that do not meet the definition of “restricted” or “net investment in capital assets.”

FREDERICK DOUGLASS MASTERY CHARTER SCHOOL
NOTES TO FINANCIAL STATEMENTS
JUNE 30, 2024

NOTE 1 BACKGROUND AND SUMMARY OF SIGNIFICANT ACCOUNTING POLICIES
(CONTINUED)

Method of Accounting (Continued)

In the fund financial statements, governmental funds report nonspendable portions of fund balance related to prepaid expenses, long-term receivables, and corpus on any permanent fund. Restricted funds are constrained from outside parties (statute, grantors, bond agreements, etc.). Committed fund balances represent amounts constrained for a specific purpose by a governmental entity using its highest level of decision-making authority. Committed fund balances are established and modified by a resolution approved by the board of trustees. Assigned fund balances are intended by the School to be used for specific purposes that are neither restricted nor committed and is determined by Board resolution. Unassigned fund balances are considered the remaining amounts.

When expenses are incurred for purposes for which both restricted and unrestricted net position are available, it is currently the School's policy to use restricted first, then unrestricted net position. When expenditures are incurred for purposes for which committed, assigned, and unassigned amounts are available, it is currently the School's policy to use committed first, then assigned, and finally unassigned amounts.

Budgets and Budgetary Accounting

Budgets are adopted on a basis consistent with accounting principles generally accepted in the United States of America. An annual budget is adopted for the General Fund.

The budgetary comparison schedule presents both the original and the final appropriated budgets for the reporting period. The School only has a general fund budget; an original budget was filed and accepted by the Labor, Education, and Community Services Comptroller's Office in June 2023. An amended budget was approved by the board of trustees in January 2024. The budget is required supplementary information.

Use of Estimates

The preparation of financial statements in conformity with accounting principles generally accepted in the United States of America requires management to make estimates and assumptions that affect the reported amounts of assets and liabilities and disclosure of contingent assets and liabilities at the date of the financial statements, and the reported amounts of revenues and expenses during the reporting period. Actual results could differ from those estimates.

Custodial Credit Risk

Periodically, the School may maintain deposits in excess of the Federal Deposit Insurance Corporation's (FDIC) limit of \$250,000, with financial institutions. At times, cash in bank may exceed FDIC insurable limits.

**FREDERICK DOUGLASS MASTERY CHARTER SCHOOL
NOTES TO FINANCIAL STATEMENTS
JUNE 30, 2024**

**NOTE 1 BACKGROUND AND SUMMARY OF SIGNIFICANT ACCOUNTING POLICIES
(CONTINUED)**

Significant Accounting Estimates – Self-Insured Claims

The School participates in a self-funded benefit payment plan (the Plan). The Mastery Charter High School is the sponsor of the Plan. The Plan covers eligible employees/members and dependents of the School as defined in the agreement. The School is primarily self-insured, up to certain limits, for employee group health claims. The Plan contains stop-loss insurance, which will reimburse the Plan for amounts of paid claims in excess of \$200,000 on any individual covered by the Plan in the policy year ending June 30, 2024. The stop-loss insurance also provides up to \$1,000,000 of coverage beyond the aggregate annual claims limit of \$24,412,819 for the fiscal year ended June 30, 2024. The annual claims limit is based on the average enrollment of 1,348 covered employees, but is ultimately derived based on the actual covered employees times a monthly claims factor of \$1,509, for each month of the policy period.

During the year ended June 30, 2024, the School paid premiums to Mastery Charter High School (NST fund) based on 1) the Plan's historical claims experience, 2) actual claims for the year ended June 30 2024, and 3) the estimated claims incurred but not reported. Such estimates were provided by the School's benefits consultant.

The expense under the program was approximately \$20,748,550, which includes the School's portion of \$609,413 for the year ended June 30, 2024.

Cash and Cash Equivalents

The School's cash and cash equivalents is considered to be cash on hand and demand deposits.

Investments

Investments are reported at fair value, based on quotations for applicable national securities exchanges. Unrealized gains and losses from changes in fair value are recognized as other revenue.

Fair Value

Fair value is defined as the price that would be received to sell an asset or paid to transfer a liability in an orderly transaction between market participants at the measurement date. Observable inputs are developed based on market data obtained from sources independent of the reporting entity. Unobservable inputs are developed based on the best information available about the assumptions market participants would use. The fair value hierarchy categorizes the inputs to valuation techniques used to measure fair value in three levels based on the extent to which inputs used in measuring fair value are observable in the market:

Level 1 – Unadjusted price quotations in active markets/exchanges for identical assets or liabilities.

**FREDERICK DOUGLASS MASTERY CHARTER SCHOOL
NOTES TO FINANCIAL STATEMENTS
JUNE 30, 2024**

**NOTE 1 BACKGROUND AND SUMMARY OF SIGNIFICANT ACCOUNTING POLICIES
(CONTINUED)**

Fair Value (Continued)

Level 2 – Other observable inputs (including, but not limited to, quoted prices for similar assets or liabilities in markets that are active, quoted prices for identical or similar assets or liabilities in markets that are not active, inputs other than quoted prices that are observable for the assets and liabilities (such as interest rates, yield curves, volatilities, loss severities, credit risks and default rates) or other market-corroborated inputs).

Level 3 – Unobservable inputs based on the best information available in the circumstances, to the extent observable inputs are not available.

The hierarchy gives the highest priority to unadjusted quoted prices in active markets for identical assets or liabilities (Level 1 measurements) and the lowest priority to unobservable inputs (Level 3 measurements). Accordingly, the degree of judgment exercised in determining fair value is greatest for assets or liabilities categorized in Level 3. The inputs used to measure fair value may fall into different levels of the fair value hierarchy. In such cases, for disclosure purposes, the fair value hierarchy classification is determined based on the lowest level input that is significant to the fair value measurement in its entirety.

Accounts Receivable

Accounts receivable primarily consist of amounts due from the Pennsylvania Department of Education for federal, state, and local subsidy programs. Accounts receivable are stated at the amount management expects to collect from outstanding balances and net of any allowance for doubtful accounts. The allowance is estimated based on professional judgment and historical information. As of June 30, 2024, the allowance for doubtful accounts was \$31,663.

Prepaid Expenses

Prepaid expenses include payments to vendors for services applicable to future accounting periods such as insurance premiums.

Capital Assets

Capital assets, which include property and equipment, are reported in the government-wide financial statements. All capital assets are capitalized at cost and updated for additions and retirements during the period. The School does not possess any infrastructure. Improvements are capitalized; the cost of normal maintenance and repairs that do not add to the value of the asset or materially extend an asset's life are not. Capital assets of the School are depreciated using the straight-line method over the estimated useful lives of the assets except for building improvements which are limited to the shorter of the life of the School's Charter or the estimated useful lives of the improvements.

Software costs are depreciated over 36 months using the straight-line method. Intangible right-to use lease assets are amortized on a straight-line basis over the shorter of the life of the underlying asset or the lease term.

**FREDERICK DOUGLASS MASTERY CHARTER SCHOOL
NOTES TO FINANCIAL STATEMENTS
JUNE 30, 2024**

**NOTE 1 BACKGROUND AND SUMMARY OF SIGNIFICANT ACCOUNTING POLICIES
(CONTINUED)**

Pensions

For purposes of measuring the net pension liability, deferred outflows of resources and deferred inflows resources to pensions, and pension expense, information about the fiduciary net position of the Public School Employees' Retirement System (PSERS or the System) and additions to/deductions from PSERS' fiduciary net position have been determined on the same basis as they are reported by PSERS. For this purpose, benefit payments (including refunds of employee contributions) are recognized when due and payable in accordance with the benefit terms investments are reported at fair value.

General Information about the Pension Plan

Plan Description

PSERS is a governmental cost-sharing multiemployer defined benefit pension plan that provides retirement benefits to public school employees of the Commonwealth of Pennsylvania. The members eligible to participate in the System include all full-time public school employees, part-time hourly public school employees who render at least 500 hours of service in the school year, and part-time per diem public school employees who render at least 80 days of service in the school year in any of the reporting entities in Pennsylvania. PSERS issues a publicly available financial report that can be obtained at www.psers.pa.gov.

Benefits Provided

PSERS provides retirement, disability, and death benefits. Members are eligible for monthly retirement benefits upon reaching (a) age 62 with at least one year of credited service; (b) age 60 with 30 or more years of credited service; or (c) 35 or more years of service regardless of age. Act 120 of 2010 (Act 120) preserves the benefits of existing members and introduced benefit reductions for individuals who become new members on or after July 1, 2011. Act 120 created two new membership classes, Membership Class T-E (Class T-E) and Membership Class T-F (Class T-F). To qualify for normal retirement, Class T-E and Class T-F members must work until age 65 with a minimum of three years of service or attain a total combination of age and service that is equal to or greater than 92 with a minimum of 35 years of service.

Act 5 of 2017 (Act 5) introduced a hybrid benefit with two membership classes and a separate defined contribution plan for individuals who become new members on or after July 1, 2019. Act 5 created two new hybrid membership classes, Membership Class T-G (Class T-G) and Membership Class T-H (Class T-H) and the separate defined contribution membership class, Membership Class DC (Class DC). To qualify for normal retirement, Class T-G and class T-H members must work until age 67 with a minimum of three years of credited service. Class T-G may also qualify for normal retirement by attaining a total combination of age and service that is equal to or greater than 97 with a minimum of 35 years of credited service.

**FREDERICK DOUGLASS MASTERY CHARTER SCHOOL
NOTES TO FINANCIAL STATEMENTS
JUNE 30, 2024**

**NOTE 1 BACKGROUND AND SUMMARY OF SIGNIFICANT ACCOUNTING POLICIES
(CONTINUED)**

Pensions (Continued)

Benefits Provided (Continued)

Benefits are generally between 1% to 2.5%, depending upon membership class, or the member's final average salary (as defined in the Code) multiplied by the number of years of credited service. For members, whose membership started prior to July 1, 2011, after completion of five years of service, a member's right to the defined benefits is vested and early retirement benefits may be elected. For Class T-E and Class T-F members, the right to benefits is vested after 10 years of service.

Participants are eligible for disability retirement benefits after completion of five years of credited service. Such benefits are generally equal to 2% or 2.5%, depending upon membership class, of the member's final average salary (as defined in the Code) multiplied by the number of years of credited service, but not less than one-third of such salary nor greater than the benefit the member would have had at normal retirement age. Members over normal retirement age may apply for disability benefits.

Death benefits are payable upon the death of an active member who has reached age 62 with at least one year of credited service (age 65 with at least three years of credited service for Class T-E and Class T-F members) or who has at least 5 years of credited service (10 years for Class T-E and Class T-F members). Such benefits are actuarially equivalent to the benefit that would have been effective if the member had retired on the day before death.

Contributions

Member Contributions:

The contribution rates based on qualified member compensation for virtually all members are presented below:

Member Contribution Rates				
Membership Class	Continuous Employment Since	Defined Benefit (DB) Contribution Rate	DC Contribution Rate	Total Contribution Rate
				5.25%
T-C	Prior to July 22, 1983	5.25%	N/A	6.25%
T-C	On or after July 22, 1983	6.25%	N/A	6.25%
T-D	Prior to July 22, 1983	6.50%	N/A	6.50%
T-D	On or after July 22, 1983	7.50%	N/A	7.50%
T-E	On or after July 1, 2011	7.50% base rate with shared risk provision	N/A	Prior to 7/1/21: 7.50% After 7/1/21: 8.00%
T-F	On or after July 1, 2011	10.30% base rate with shared risk provision	N/A	Prior to 7/1/21: 10.30% After 7/1/21: 10.8%
T-G	On or after July 1, 2019	5.50% base rate with shared risk provision	2.75%	Prior to 7/1/21: 8.25% After 7/1/21: 9.00%
T-H	On or after July 1, 2019	4.50% base rate with shared risk provision	3.00%	Prior to 7/1/21: 7.50% After 7/1/21: 8.25%
DC	On or after July 1, 2019	N/A	7.50%	7.50%

**FREDERICK DOUGLASS MASTERY CHARTER SCHOOL
NOTES TO FINANCIAL STATEMENTS
JUNE 30, 2024**

**NOTE 1 BACKGROUND AND SUMMARY OF SIGNIFICANT ACCOUNTING POLICIES
(CONTINUED)**

Pensions (Continued)

Contributions (Continued)

Member Contributions (Continued)

Shared Risk Program Summary				
Membership Class	Defined Benefit (DB) Base Rate	Shared Risk Increment	Minimum	Maximum
T-E	7.50%	+/-0.50%	5.50%	9.50%
T-F	10.30%	+/-0.50%	8.30%	12.30%
T-G	5.50%	+/-0.75%	2.50%	8.50%
T-H	4.50%	+/-0.75%	1.50%	7.50%

Employer Contributions:

The employers contractually required contribution rate for fiscal year ended June 30, 2024 was 33.09% of covered payroll, actuarially determined as an amount that, when combined with employee contributions is expected to finance the cost of benefits earned by employees during the year, with an additional amount to finance any unfunded accrued liability. Contributions to the pension plan from the employer were \$90,000 for the year ended June 30, 2024.

Other Postemployment Benefits

For purposes of measuring the net OPEB liability, deferred outflows of resources and deferred inflows of resources related to OPEB, and OPEB expense, information about the fiduciary net position of the Public School Employees' Retirement System (PSERS) and additions to /deductions from PSERS's fiduciary net position have been determined on the same basis as they are reported by PSERS. For this purpose, benefit payments are recognized when due and payable in accordance with the benefit terms. Investments are reported at fair value.

General Information about the Health Insurance Premium Assistance Program

Health Insurance Premium Assistance Program

PSERS provides Premium Assistance which, is a governmental cost sharing, multiple-employer other postemployment benefit plan (OPEB) for all eligible retirees who qualify and elect to participate. Employer contribution rates for Premium Assistance are established to provide reserves in the Health Insurance Account that are sufficient for the payment of Premium Assistance benefits for each succeeding year.

Premium Assistance Eligibility Criteria

Retirees of the System can participate in the Premium Assistance program if they satisfy the following criteria:

- Have 24½ or more years of service, or
- Are a disability retiree, or
- Have 15 or more years of service and retired after reaching superannuation age,

**FREDERICK DOUGLASS MASTERY CHARTER SCHOOL
NOTES TO FINANCIAL STATEMENTS
JUNE 30, 2024**

**NOTE 1 BACKGROUND AND SUMMARY OF SIGNIFICANT ACCOUNTING POLICIES
(CONTINUED)**

Other Postemployment Benefits (Continued)

***General Information about the Health Insurance Premium Assistance Program
(Continued)***

Benefits Provided

Participating eligible retirees are entitled to receive premium assistance payments equal to the lesser of \$100 per month or their out-of-pocket monthly health insurance premium. To receive premium assistance, eligible retirees must obtain their health insurance through either their school employer or the PSERS' Health Options Program. As of June 30, 2023, there were no assumed future benefit increases to participating eligible retirees.

Employer Contributions

The School's contractually required contribution rate for the fiscal year ended June 30, 2024 was 0.64% of covered payroll, actuarially determined as an amount that, when combined with employee contributions, is expected to finance the costs of benefits earned by employees during the year, with an additional amount to finance any unfunded accrued liability. Contributions to the OPEB plan from the School were \$2,000 for the year ended June 30, 2024.

Leases

The School is a lessee for various equipment. The School recognizes a lease liability and an intangible right-to-use lease asset in the government-wide financial statements based on the criteria dictated in GASB Statement No. 87, *Leases*.

At the commencement of a lease, the School initially measures the lease liability at the present value of payments expected to be made during the lease term. Subsequently, the lease liability is reduced by the principal portion of lease payments made. The lease liabilities are reported with the long-term obligations on the statement of net position.

An intangible right-to use lease asset is initially measured as the initial amount of the lease liability adjusted for lease payments made at or before the lease commencement date. The intangible right-to use lease asset is amortized on a straight-line basis over the shorter of the life of the underlying asset or the lease term. The intangible right-to use lease asset is reported with the School's capital assets in its own category called Right-to-Use Lease Assets.

Key estimates and judgements related to leases include how the School determines (1) the discount rate it uses to discount the expected lease payments to present value, (2) lease term, and (3) lease payments.

The School uses the interest rate charged by the lessor as the discount rate. When the interest rate charged by the lessor is not provided, the School is utilizing the treasury bill rate (corresponding to length of lease) in place at the commencement of the lease term along with other risk factors to determine the discount interest rate for leases.

**FREDERICK DOUGLASS MASTERY CHARTER SCHOOL
NOTES TO FINANCIAL STATEMENTS
JUNE 30, 2024**

**NOTE 1 BACKGROUND AND SUMMARY OF SIGNIFICANT ACCOUNTING POLICIES
(CONTINUED)**

Leases (Continued)

The lease terms includes the noncancellable and renewals periods of the lease. Lease payments included in the measurement of the lease liability are composed of fixed payments through the end of the term, which includes any renewal periods.

The School has recognized payments for short-term leases with a lease term of 12 months or less as expenses as incurred, and these leases are not included as lease liabilities or right-to-use lease assets on the statements of net position.

Income Tax Status

The School is exempt from federal income taxes under Section 501(c)(3) of the Internal Revenue Service Code. No provision for income taxes has been established.

Reclassification

Certain prior year amounts have been reclassified for consistency with the current year presentation.

NOTE 2 CASH AND CASH EQUIVALENTS

Deposits

Custodial credit risk is the risk that in the event of a bank failure, the School's deposits may not be returned to it. As of June 30, 2024, \$3,237,190 of the School's bank balance was exposed to custodial credit risk as follows:

Uninsured and Uncollateralized	\$ 3,237,190
Total Custodial Credit Risk	<u>\$ 3,237,190</u>

Reconciliation to the Financial Statements:

Custodial Credit Risk from Above	\$ 3,237,190
Plus: Insured Amount	255,363
Less: Outstanding Checks	(222)
Plus: Petty Cash	1,000
Total Cash	<u>3,493,331</u>
Investments	4,856,680
Total Cash and Investments	<u>\$ 8,350,011</u>

**FREDERICK DOUGLASS MASTERY CHARTER SCHOOL
NOTES TO FINANCIAL STATEMENTS
JUNE 30, 2024**

NOTE 3 INVESTMENTS

Custodial Credit Risk

For an investment, custodial credit risk is the risk that, in an event of the failure of the counterparty, the School will not recover the value of its investments of collateral securities that are in the possession of an outside party. The School does not have a deposit policy for custodial credit risk. The School's investments in money market accounts do not expose the School to custodial credit risk because they represent investments in open-end mutual funds and are held in the name of the School by a party other than the issuer of the security.

Credit Risk

Generally, credit risk is the risk that an issuer of an investment will not fulfill its obligation to the holder of the investment. Credit risk is measured by the assignment of a rating by a nationally recognized statistical rating organization. The School does not have a formal investment policy that addresses credit risk. The investments in the securities of U.S. Treasuries were all rated AA+ by Standard & Poor's, and Aaa by Moody's Investors Services. The money market funds were rated AAAm by Standard & Poor's and Aaa-mf by Moody's. The certificates of deposit are not rated.

Interest Rate Risk

Interest rate risk is the risk that changes in interest rates will adversely affect the fair value of an investment. Generally, the longer the maturity of an investment, the greater the sensitivity of its fair value to changes in market interest rates. The School does not have a formal investment policy that limits investment maturities as a means of managing its exposure to fair-value losses arising from increasing interest rates. As of June 30, 2024, the School has the following investments in table below.

As of June 30, 2024 the School had the following investments:

Investment Type	Investment Maturities (in Years)		
	Fair Value	Less Than 1 Year	1 - 5 Years
Money Market	\$ 1,153,907	\$ 1,153,907	\$ -
U.S. Treasuries	1,040,492	496,297	544,195
Certificate of Deposits	2,662,281	673,667	1,988,614
Total	<u>\$ 4,856,680</u>	<u>\$ 2,323,871</u>	<u>\$ 2,532,809</u>

Fair value measurements for all investments have been determined using Level 1 inputs for the School as of June 30, 2024:

	Level 1	Level 2	Level 3	Total
Money Market Funds	\$ 1,153,907	\$ -	\$ -	\$ 1,153,907
Fixed Income:				
U.S. Treasuries	1,040,492	-	-	1,040,492
Certificate of Deposits	2,662,281	-	-	2,662,281
Total	<u>\$ 4,856,680</u>	<u>\$ -</u>	<u>\$ -</u>	<u>\$ 4,856,680</u>

**FREDERICK DOUGLASS MASTERY CHARTER SCHOOL
NOTES TO FINANCIAL STATEMENTS
JUNE 30, 2024**

NOTE 4 CAPITAL ASSETS

Capital assets are stated at cost. Depreciation and amortization have been calculated on such assets using the straight-line method over the following estimated lives:

Building Improvements	5 Years
Furniture and Equipment	5 to 10 Years
Right-to-Use Lease Assets	5 Years

Capital asset activity for the period is summarized below:

	Balance July 1, 2023	Additions	Deletions	Balance June 30, 2024
Capital Assets, Not Being Depreciated:				
Construction In Progress	\$ -	\$ 253,731	\$ -	\$ 253,731
Total Capital Assets, not Being Depreciated	\$ -	\$ 253,731	\$ -	\$ 253,731
Capital Assets, Being Depreciated/Amortized:				
Building Improvements (BI)	\$ 2,167,105	\$ 186,831	\$ -	\$ 2,353,936
Furniture and Equipment (F&E)	1,837,019	11,550	-	1,848,569
Right-to-Use Lease Assets (RTU Lease Assets)	70,777	132,751	-	203,528
Total Capital Assets, Being Depreciated/Amortized	4,074,901	331,132	-	4,406,033
Less: Accumulated Depreciation - BI	1,267,964	272,932	-	1,540,896
Less: Accumulated Depreciation - F&E	1,417,124	126,363	-	1,543,487
Less: Accumulated Amortization - RTU Lease Assets	47,185	57,587	-	104,772
Total Capital Assets, net of Depreciation and Amortization	\$ 1,342,628	\$ (125,750)	\$ -	\$ 1,216,878

Depreciation and amortization expense charged to governmental functions amounted to \$456,882 for the year ended June 30, 2024 and is unallocated in the statement of activities.

NOTE 5 LEASES

Lease Liability: Right-to-Use Asset Agreements

The School leases a copier under a lease through June 2024. The lease requires monthly payments of principal and interest of \$2,430 at a rate of 6.171% per annum. The lease does not include a renewal option.

The School entered into a new copier lease during the fiscal year. The lease requires monthly payments of principal and interest of \$2,580 at a rate of 9.635% per annum. The lease does not include a renewal option.

Total principal and interest costs for this lease for governmental funds was \$60,120 for the year ended June 30, 2024.

**FREDERICK DOUGLASS MASTERY CHARTER SCHOOL
NOTES TO FINANCIAL STATEMENTS
JUNE 30, 2024**

NOTE 5 LEASES (CONTINUED)

Lease Liability: Right-to-Use Asset Agreements (Continued)

Total future minimum lease payments under lease agreements are as follows:

<u>Year Ending June 30,</u>	<u>Principal</u>	<u>Interest</u>	<u>Total</u>
2025	\$ 22,225	\$ 8,735	\$ 30,960
2026	24,463	6,497	30,960
2027	26,927	4,033	30,960
2028	29,639	1,321	30,960
Total Minimum Lease Payments	<u>\$ 103,254</u>	<u>\$ 20,586</u>	<u>\$ 123,840</u>

The following is a summary of changes in lease liability for the year ended June 30, 2024:

	<u>Balance July 1, 2023</u>	<u>Increases</u>	<u>Decreases</u>	<u>Balance June 30, 2024</u>
Lease Liability	<u>\$ 28,208</u>	<u>\$ 123,445</u>	<u>\$ 48,399</u>	<u>\$ 103,254</u>

The lease agreements qualify as right-to-use assets for accounting purposes and, therefore, have been recorded at the present value of their future minimum lease payments as the date of their inception. The assets acquired through right-to-use asset lease agreements are as follows:

	<u>Governmental Activities</u>
Right-to-Use Lease Assets:	
Equipment	\$ 203,528
Less: Accumulated Depreciation and Amortization	104,772
Total	<u>\$ 98,756</u>

NOTE 6 REVENUE

Charter schools are funded by the local public school district in which each student resides. The rate per student is determined annually and is based on the budgeted total expenditure per average daily membership of the prior school year for each school district. The majority of the students for the School reside in Philadelphia. For the period ended June 30, 2024, the rate for the School District of Philadelphia was \$11,569 per year for regular education students plus additional funding for special education students. The annual rate is paid monthly by the School District of Philadelphia and is prorated if a student enters or leaves during the year. Total revenue from these sources was \$9,294,697 for the period ended June 30, 2024.

FREDERICK DOUGLASS MASTERY CHARTER SCHOOL
NOTES TO FINANCIAL STATEMENTS
JUNE 30, 2024

NOTE 7 GOVERNMENT GRANTS AND REIMBURSEMENT PROGRAMS

The School participates in numerous state and federal grant and reimbursement programs, which are governed by various rules and regulations of the grantor agencies. Costs charged to the respective grant programs and reimbursement programs for social security taxes, retirement expense, facility lease expense, and health services are subject to audit and adjustment by the grantor agencies; therefore, to the extent that the School has not complied with the rules and regulations governing the grants and reimbursement programs, refunds of any money received may be required and the collectability of any related receivable at June 30, 2024 may be impaired. In the opinion of the School, there are no significant contingent liabilities relating to compliance with the rules and regulations governing the respective grants; therefore, no provision has been recorded in the accompanying financial statements for such contingencies.

NOTE 8 RETIREMENT PLAN

The School is part of the Mastery Charter School 403(b) Retirement Plan, a multiple employer defined contribution plan under Section 403(b) of the Internal Revenue Code, which employees of the School can elect to contribute. Employees, who do not participate in the PSERS retirement plan, can contribute up to 5% of their qualified compensation, with the School matching up to 5% of their qualified compensation. Employees who participate in the PSERS retirement plan can also participate in the 403(b) plan, but these 403(b) contributions are not matched by the School. Employees beginning after August 2012 are required to participate in the 403(b) Plan; if the employee was previously enrolled in the PSERS plan and has already vested, the employee may opt to continue PSERS instead of the 403(b) plan. The School's contribution to the Plan for the period ended June 30, 2024 was \$190,487.

Employees are immediately vested in their own contributions and earnings on those contributions. Employees become vested in School contributions and earnings on School contributions after one year of service. Nonvested contributions are forfeited upon termination of employment and such forfeitures are used to pay a portion of the Plan's administrative expenses.

The School did not have a liability to the Plan at June 30, 2024.

NOTE 9 PENSION LIABILITIES, PENSION EXPENSE, DEFERRED OUTFLOWS OF RESOURCES, AND DEFERRED INFLOWS OF RESOURCES RELATED TO PENSIONS

At June 30, 2024, the School reported a liability of \$801,000 for its proportionate share of net pension liability for the PSERS Plan. The net pension liability was measured as of June 30, 2023, and the total pension liability used to calculate the net pension liability was determined by rolling forward the System's total pension liability as of June 30, 2022 to June 30, 2023. The employer's proportion of the net pension liability was calculated utilizing the School's one-year reported contributions as it relates to the total one-year reported contributions. At June 30, 2024, the School's proportion was 0.0018%, which was a decrease of 0.0002% from its proportion measured as of June 30, 2023.

**FREDERICK DOUGLASS MASTERY CHARTER SCHOOL
NOTES TO FINANCIAL STATEMENTS
JUNE 30, 2024**

NOTE 9 PENSION LIABILITIES, PENSION EXPENSE, DEFERRED OUTFLOWS OF RESOURCES, AND DEFERRED INFLOWS OF RESOURCES RELATED TO PENSIONS (CONTINUED)

For the year ended June 30, 2023, the School recognized pension credit of (\$242,000). June 30, 2024, the School reported deferred outflows of resources and deferred inflows of resources related to pensions from the following sources:

	Deferred Outflows of Resources	Deferred Inflows of Resources
Difference Between Expected and Actual Experience	\$ -	\$ (11,000)
Changes in Assumptions	12,000	-
Net Difference Between Projected and Actual Investment Earnings	23,000	-
Changes in Proportions	-	(380,000)
Difference Between Employer Contributions and Proportionate Share of Total Contributions	47,987	-
Contributions Subsequent to the Measurement Date	90,000	-
Total	\$ 172,987	\$ (391,000)

The amount of \$90,000 reported as deferred outflows of resources related to pensions resulting from employer contributions subsequent to the measurement date will be recognized as a reduction of the net pension liability in the year ended June 30, 2024. Other amounts reported as deferred outflows of resources and deferred inflows of resources related to pensions will be recognized in pension expense as follows:

<u>Year Ending June 30,</u>	<u>Amount</u>
2025	\$ (181,932)
2026	(178,182)
2027	32,777
2028	19,324
Total	\$ (308,013)

Actuarial Assumptions

The total pension liability as of June 30, 2023 was determined by rolling forward the System's total pension liability as of the June 30, 2022 actuarial valuation to June 30, 2023 using the following actuarial assumptions, applied to all periods included in the measurement:

- Actuarial Cost Method – Entry Age Normal – Level % of Pay
- Investment Return – The investment rate of return was 7.00%, including inflation at 2.50%.
- Salary Increases – Effective average of 4.50%, comprised of inflation of 2.50% and 2.00% for real wage growth and for merit or seniority increases.
- Mortality rates were based on a blend of 50% PubT-2010 and 50% PubG-2010 Retiree Tables for Males and Females, adjusted to reflect PSERS' experience and projected using a modified version of the MP-2020 Improvement Scale.

**FREDERICK DOUGLASS MASTERY CHARTER SCHOOL
NOTES TO FINANCIAL STATEMENTS
JUNE 30, 2024**

NOTE 9 PENSION LIABILITIES, PENSION EXPENSE, DEFERRED OUTFLOWS OF RESOURCES, AND DEFERRED INFLOWS OF RESOURCES RELATED TO PENSIONS (CONTINUED)

Actuarial Assumptions (Continued)

The actuarial assumptions used in the June 30, 2023, valuation were based on the experience study that was performed for the five-year period ending June 30, 2020.

The long-term expected rate of return on pension plan investments was determined using a building-block method in which best estimate ranges of expected future rates of return (expected returns, net of pension plan investment expense and inflation) are developed for each major asset class. These ranges are combined to produce the long-term expected rate of return by weighting the expected future real rates of return by the target asset allocation percentage and by adding expected inflation.

The pension plan's policy in regard to the allocation of invested plan assets is established and may be amended by the PSERS board. Plan assets are managed with a long-term objective of achieving and maintaining a fully funded status for the benefits provided through the pension.

<u>Asset Class</u>	<u>Target Allocation</u>	<u>Long-Term Expected Real Rate of Return</u>
Global Public Equity	30.0 %	5.2 %
Private Equity	12.0 %	7.9 %
Fixed Income	33.0 %	3.2 %
Commodities	7.5 %	2.7 %
Infrastructure/MLPs	10.0 %	5.4 %
Real Estate	11.0 %	5.7 %
Absolute Return	4.0 %	4.1 %
Cash	3.0 %	1.2 %
Leverage	(10.5)%	1.2 %
Total	<u>100.0 %</u>	

The above was the PSERS board's adopted asset allocation policy and best estimates of geometric real rates of return for each major asset class as of June 30, 2023.

Discount Rate

The discount rate used to measure the total pension liability was 7.00%. The projections of cash flows used to determine the discount rate assumed that contributions from Plan members will be made at the current contribution rate and that contributions from employers will be made contractually required rates, actuarially determined. Based on those assumptions, the pension plan's fiduciary net asset position was projected to be available to make all projected future benefit payments of current Plan members. Therefore, the long-term expected rate of return on pension plan investments was applied to all periods of projected benefit payments to determine the total pension liability.

**FREDERICK DOUGLASS MASTERY CHARTER SCHOOL
NOTES TO FINANCIAL STATEMENTS
JUNE 30, 2024**

NOTE 9 PENSION LIABILITIES, PENSION EXPENSE, DEFERRED OUTFLOWS OF RESOURCES, AND DEFERRED INFLOWS OF RESOURCES RELATED TO PENSIONS (CONTINUED)

Sensitivity of the Employer’s Proportionate Share of the Net Pension Liability to Changes in the Discount Rate

The following presents the net pension liability, calculated using the discount rate of 7.00%, as well as what the net pension liability would be if it were calculated using a discount rate that is 1-percentage point lower (6.00%), or 1-percentage point higher (8.00%) than the current rate (in thousands):

	1% Decrease 6.00%	Current Discount Rate 7.00%	1% Increase 8.00%
Employer's Proportionate Share of the Net Pension Liability	\$ 1,038	\$ 801	\$ 601

Pension Plan Fiduciary Net Position

Detailed information about PSERS’ fiduciary net position is available in PSERS Annual Comprehensive Financial Report which can be found on the System’s website at www.psers.pa.gov.

NOTE 10 OTHER POSTEMPLOYMENT BENEFITS, BENEFIT EXPENSE, DEFERRED OUTFLOWS OF RESOURCES, AND DEFERRED INFLOWS OF RESOURCES RELATED TO OTHER POSTEMPLOYMENT BENEFITS

At June 30, 2024, the School reported a liability of \$31,000 for its proportionate share of the net OPEB liability. The net OPEB liability was measured as of June 30, 2023, and the total OPEB liability used to calculate the net OPEB liability was determined by rolling forward the System’s total OPEB liability as of June 30, 2022 to June 30, 2023. The School’s proportion of the net OPEB liability was calculated utilizing the employer’s one-year reported covered payroll as it relates to the total one-year reported covered payroll. At June 30, 2024, the School’s proportion was 0.0017%, which was a decrease of 0.0003% from its proportion measured as of June 30, 2023.

**FREDERICK DOUGLASS MASTERY CHARTER SCHOOL
NOTES TO FINANCIAL STATEMENTS
JUNE 30, 2024**

NOTE 10 OTHER POSTEMPLOYMENT BENEFITS, BENEFIT EXPENSE, DEFERRED OUTFLOWS OF RESOURCES, AND DEFERRED INFLOWS OF RESOURCES RELATED TO OTHER POSTEMPLOYMENT BENEFITS (CONTINUED)

For the year ended June 30, 2024, the School recognized OPEB credit of (\$44,000). At June 30, 2024, the School reported deferred outflows of resources and deferred inflows of resources related to OPEB from the following sources:

	Deferred Outflows of Resources	Deferred Inflows of Resources
Changes in Assumptions	\$ 3,000	\$ (6,000)
Changes in Proportions	-	(62,000)
Difference Between Employer Contributions and Proportionate Share of Total Contributions	8,143	-
Contributions Subsequent to the Measurement Date	2,000	-
Total	\$ 13,143	\$ (68,000)

The amount of \$2,000 reported as deferred outflows of resources related to OPEB resulting from School contributions subsequent to the measurement date will be recognized as a reduction of the net OPEB liability in the year ended June 30, 2024. Other amounts reported as deferred outflows of resources and deferred inflows of resources related to OPEB will be recognized in OPEB expense as follows:

Year Ending June 30,	Amount
2025	\$ (23,998)
2026	(15,680)
2027	(7,872)
2028	(5,589)
2029	(3,210)
Thereafter	(508)
Total	\$ (56,857)

Actuarial Assumptions and Other Inputs

The total OPEB liability as of June 30, 2023, was determined by rolling forward the PSERS total OPEB liability as of June 30, 2022, to June 30, 2023, using the following actuarial assumptions, applied to all periods included in the measurement:

- Actuarial cost method was entry age normal, level percent of pay.
- Investment return – 4.13% - S&P 20 Year Municipal Bond Rate.
- Effective average salary growth of 4.5%, comprising 2.50% for inflation and 2.00% for real wage growth and for merit and seniority increases.
- Premium Assistance reimbursement benefits capped at \$1,200 per year.
- Assumed healthcare cost trends were applied to retirees with less than \$1,200 in premium assistance per year.

**FREDERICK DOUGLASS MASTERY CHARTER SCHOOL
NOTES TO FINANCIAL STATEMENTS
JUNE 30, 2024**

NOTE 10 OTHER POSTEMPLOYMENT BENEFITS, BENEFIT EXPENSE, DEFERRED OUTFLOWS OF RESOURCES, AND DEFERRED INFLOWS OF RESOURCES RELATED TO OTHER POSTEMPLOYMENT BENEFITS (CONTINUED)

Actuarial Assumptions and Other Inputs (Continued)

- Mortality rates were based on a blend of 50% PubT-2010 and 50% PubG-2010 Retiree Tables for Males and Females, adjusted to reflect PSERS' experience and projected using a modified version of the MP-2020 Improvement Scale.
- Participation rate:
 - Eligible retirees will elect to participate pre-age 65 at 50%,
 - Eligible retirees will elect to participate post-age 65 at 70%.

The actuarial assumptions used in the June 30, 2023 valuation were based on the results of an actuarial experience study that was performed for the five year the period ending June 30, 2020.

The following assumptions were used to determine the contribution rate:

- The results of the actuarial valuation as of June 30, 2021, determined the employer contribution rate for fiscal year 2023.
- Cost method was developed using the amount necessary to assure solvency of Premium Assistance through the third fiscal year after the valuation date.
- Asset valuation method was market value.
- Participation rate: The actual data for retirees benefiting under the Plan as of June 30, 2021 was used in lieu of the 63% utilization assumption for eligible retirees.
- Mortality Tables for Males and Females, adjusted to reflect PSERS' experience and projected using a modified version of the MP-2020 Mortality Improvement Scale.

Investments consist primarily of short-term assets designed to protect the principal of the plan assets. The expected rate of return on OPEB plan investments was determined using the OPEB asset allocation policy and best estimates of geometric real rates of return for each asset class.

The OPEB plan's policy with regard to the allocation of invested plan assets is established and may be amended by the PSERS Board. Under the program, as defined in the retirement code, employer contribution rates for Premium Assistance are established to provide reserves in the Health Insurance Account that are sufficient for the payment of premium assistance benefits for each succeeding year. Following is the PSERS Board's adopted asset allocation policy and best estimates of geometric real rates of return for each major asset class, as of June 30, 2023.

Asset Class	Target Allocation	Long-Term Expected Real Rate of Return
Cash	100.0 %	1.2 %

**FREDERICK DOUGLASS MASTERY CHARTER SCHOOL
NOTES TO FINANCIAL STATEMENTS
JUNE 30, 2024**

NOTE 10 OTHER POSTEMPLOYMENT BENEFITS, BENEFIT EXPENSE, DEFERRED OUTFLOWS OF RESOURCES, AND DEFERRED INFLOWS OF RESOURCES RELATED TO OTHER POSTEMPLOYMENT BENEFITS (CONTINUED)

Discount Rate

The discount rate used to measure the total OPEB liability was 4.13% at June 30, 2023. Under the plan’s funding policy, contributions are structured for short-term funding of Premium Assistance. The funding policy sets contribution rates necessary to assure solvency of Premium Assistance through the third fiscal year after the actuarial valuation date. The Premium Assistance account is funded to establish reserves that are sufficient for the payment of Premium Assistance benefits for each succeeding year. Due to the short-term funding policy, the OPEB plan’s fiduciary net position was not projected to be sufficient to meet projected future benefit payments; therefore, the plan is considered to be a pay-as-you-go plan. A discount rate of 4.13%, which represents the S&P 20-year Municipal Bond Rate at June 30, 2023, was applied to all projected benefit payments to measure the total OPEB liability.

Sensitivity of the System Net OPEB Liability to Change in Healthcare Cost Trend

Rates

Healthcare cost trends were applied to retirees receiving less than \$1,200 in annual Premium Assistance. As of June 30, 2023, retirees Premium Assistance benefits are not subject to future healthcare cost increases. The annual Premium Assistance reimbursement for qualifying retirees is capped at a maximum of \$1,200. As of June 30, 2023, 92,677 retirees were receiving the maximum amount allowed of \$1,200 per year and 522 members were receiving less than the maximum amount allowed of \$1,200 per year. The actual number of retirees receiving less than the \$1,200 per year cap is a small percentage of the total population and has a minimal impact on Healthcare Cost Trends as depicted below.

The following presents the School’s share of the Premium Assistance net OPEB liability at June 30, 2024, calculated using Healthcare Cost Trends as well as what the System net OPEB liability would be if the Healthcare Cost Trends were 1 percentage point lower or 1 percentage point higher than the current rate:

Sensitivity of the Premium Assistance Net OPEB Liability to Changes in the Healthcare Cost Trend Rate (in Thousands)		
1% Decrease (Between 4% to 6%)	Health Care Cost Trend Rates (Between 5% to 7%)	1% Increase (Between 6% to 8%)
<u>\$ 31</u>	<u>\$ 31</u>	<u>\$ 31</u>

**FREDERICK DOUGLASS MASTERY CHARTER SCHOOL
NOTES TO FINANCIAL STATEMENTS
JUNE 30, 2024**

NOTE 10 OTHER POSTEMPLOYMENT BENEFITS, BENEFIT EXPENSE, DEFERRED OUTFLOWS OF RESOURCES, AND DEFERRED INFLOWS OF RESOURCES RELATED TO OTHER POSTEMPLOYMENT BENEFITS (CONTINUED)

Sensitivity of the School’s Proportionate Share of the Net OPEB Liability to Changes in the Discount Rate

The following presents the net OPEB liability, calculated using the discount rate of 4.13%, as well as what the net OPEB liability would be if it were calculated using a discount rate that is 1 percentage point lower (3.13%) or 1 percentage point higher (5.13%) than the current rate (4.13%).

Sensitivity of the Premium Assistance Net OPEB Liability to Changes in the Discount Rate (in Thousands)		
1% Decrease 3.13%	Current Rate Discount Rate 4.13%	1% Increase 5.13%
\$ 35	\$ 31	\$ 27

OPEB Plan Fiduciary Net Position

Detailed information about PSERS’ fiduciary net position is available in the PSERS Annual Comprehensive Financial Report which can be found on the System’s website at www.psers.pa.gov.

NOTE 11 RISK MANAGEMENT

The School is exposed to various risks of loss related to torts: theft of, damage to, and destruction of assets; errors and omissions; injuries to employees; and natural disasters. The School carries commercial insurance for such risks. Settled claims resulting from these risks have not exceeded commercial insurance coverage for the last three years.

NOTE 12 MANAGEMENT AGREEMENT

The Mastery Schools use the Network Support Team (NST) for their educational, administrative, and financial services. The NST is a proprietary fund that is included in the total activities of the Mastery Charter High School. As of July 1, 2023, the School entered into a one-year agreement with the Mastery Charter High School to provide educational, administrative, finance, and other back-office services. As a result of common usage of the NST, the Mastery Schools are considered related parties (see Note 13). The NST management fee is 10% of the per-pupil funding received from the local school district by each school. The total fee was \$929,470 for the year ended June 30, 2024. The management agreement also provides for technology subscription services. The subscription fee is set annually based on the technology deployed at each school. The technology subscription fee was \$191,000 for the year ended June 30, 2024. Unless specified notice is given, the management agreement renews each year during the term of the School’s charter.

**FREDERICK DOUGLASS MASTERY CHARTER SCHOOL
NOTES TO FINANCIAL STATEMENTS
JUNE 30, 2024**

NOTE 13 RELATED PARTY TRANSACTIONS

Mastery Charter High School, Mastery Charter School – Shoemaker Campus, Mastery Charter School – Thomas Campus, Mastery Charter School – Pickett Campus, Mastery Charter School – Harrity Elementary, Mastery Charter School – Mann Elementary, Mastery Charter School – Smedley Elementary, Hardy Williams Academy Charter School, Mastery Charter School – Gratz Elementary, Mastery Charter School – Clymer Elementary, Francis D. Pastorius Mastery Charter School, Grover Cleveland Mastery Charter School, Mastery Charter School – John Wister Elementary, and Mastery Prep Elementary Charter School are considered related parties as a result of common members of the boards and the management of the schools.

The following represents amounts due from and to related parties as of June 30, 2024:

	Due from (Receivable)	Due to (Payable)
Due to/from Other Governmental Entities (all Schools)	\$ -	\$ 1,156

NOTE 14 CONTINGENCIES

The School is sometimes subject to litigation or the threat of litigation in the ordinary course of its business. In accordance with accounting principles generally accepted in the United States of America, the School recognizes such contingencies in the financial statements when it is both probable that a material liability has been incurred and the amount can be reasonably estimated.

**FREDERICK DOUGLASS MASTERY CHARTER SCHOOL
SCHEDULE OF REVENUES, EXPENDITURES, AND CHANGES IN FUND BALANCE
BUDGET AND ACTUAL – GENERAL FUND
(UNAUDITED)
YEAR ENDED JUNE 30, 2024**

	Budgeted Amounts		Actual Amounts	Over (Under) Final Budget
	Original	Final		
REVENUES				
Local Sources	\$ 8,151,000	\$ 9,149,000	\$ 9,294,697	\$ 145,697
State Sources	84,000	119,000	152,972	33,972
Federal Sources	3,505,000	3,532,000	3,747,279	215,279
Other Grants and Contributions	-	10,000	20,212	10,212
Other Local Sources	90,000	103,000	253,078	150,078
Interest	39,000	99,000	138,394	39,394
Total Revenues	<u>11,869,000</u>	<u>13,012,000</u>	<u>13,606,632</u>	<u>594,632</u>
EXPENDITURES				
Instruction	4,324,000	4,100,000	3,952,887	(147,113)
Special Education	2,575,000	2,986,000	3,262,767	276,767
Student Support Services	723,000	664,000	89,455	(574,545)
Instruction Support Services	10,000	10,000	606,694	596,694
Administration Support	1,669,000	1,773,000	1,704,653	(68,347)
Pupil Health	113,000	113,000	117,894	4,894
Transportation	-	-	200	200
Business Support	-	-	63,600	63,600
Operations and Maintenance	692,500	816,500	854,307	37,807
Other Support Services	162,000	162,000	130,885	(31,115)
Student Activities	65,000	65,000	71,778	396,418
Capital Outlays	265,500	352,500	461,418	(304,101)
Debt Service - Principal - Lease Liability	-	-	48,399	11,721
Debt Service - Interest Expense	-	-	11,721	71,778
Right-to-Use Lease Assets	-	-	123,445	123,445
Total Expenditures	<u>10,599,000</u>	<u>11,042,000</u>	<u>11,500,103</u>	<u>458,103</u>
EXCESS OF REVENUES OVER EXPENDITURES	1,270,000	1,970,000	2,106,529	136,529
OTHER FINANCING SOURCES AND USES				
Proceeds from Lease Liability	-	-	123,445	123,445
NET CHANGE IN FUND BALANCE	<u>1,270,000</u>	<u>1,970,000</u>	2,229,974	<u>259,974</u>
Fund Balance - Beginning of Year			<u>4,664,230</u>	
FUND BALANCE - END OF YEAR			<u>\$ 6,894,204</u>	

Notes to Required Supplemental Information

Note 1 EXCESS OF EXPENDITURES OVER APPROPRIATIONS IN A MAJOR FUND

For the year ended June 30, 2024, the General Fund's total expenditures exceeded total appropriations by \$458,103, or 4.15%. The overage was funded from excess revenue and existing fund balance.

**FREDERICK DOUGLASS MASTERY CHARTER SCHOOL
SCHEDULES OF PROPORTIONATE SHARE OF
PSERS NET PENSION LIABILITY AND CONTRIBUTIONS
(UNAUDITED)**

Schedule of Proportionate Share of PSERS Net Pension Liability (NPL)
PSERS Measurement Date (Unaudited)
(in Thousands)

Measurement Date	PSERS Net Pension Liability		School's Covered Payroll	School's Proportionate Share of NPL as a Percent of Covered Payroll	PSERS Fiduciary Net Position as a Percent of Total Pension Liability
	School's Proportion	School's Proportion Share			
June 30, 2014	0.0033 %	\$ 13,181	\$ 4,247	310 %	57.20 %
June 30, 2015	0.0312	13,514	4,014	337 %	54.40 %
June 30, 2016	0.0164	8,126	2,120	383 %	50.14 %
June 30, 2017	0.0107	5,285	1,423	371 %	51.80 %
June 30, 2018	0.0074	3,552	992	358 %	54.00 %
June 30, 2019	0.0045	2,105	616	342 %	55.66 %
June 30, 2020	0.0036	1,773	524	338 %	54.32 %
June 30, 2021	0.0031	1,273	462	276 %	63.67 %
June 30, 2022	0.0020	889	351	253 %	61.34 %
June 30, 2023	0.0018	801	268	299 %	61.85 %

PSERS Schedule of Contributions (Unaudited)
(in Thousands)

Fiscal Year	Contractually Required Contributions	Contributions Recognized by PSERS	Contribution Deficiency (Excess)	Covered Payroll	Contributions as a Percent of Covered Payroll
2014/15	\$ 759	\$ 759	\$ -	\$ 4,014	18.91 %
2015/16	617	617	-	2,120	29.10 %
2016/17	410	410	-	1,423	28.81 %
2017/18	330	330	-	992	33.27 %
2018/19	233	233	-	616	37.82 %
2019/20	176	176	-	524	33.59 %
2020/21	154	154	-	462	33.33 %
2021/22	97	97	-	351	27.64 %
2022/23	92	92	-	268	34.31 %
2023/24	90	90	-	272	33.09 %

Notes to Required Supplemental Information

(1) Methods and Assumptions used in Calculations of Actuarially Determined Proportionate Share of PSERS Net Pension Liability and Contributions:

- Actuarial Cost Method – Entry Age Normal – Level % of Pay.
- Investment Return – The investment rate of return was 7.00%, including inflation at 2.50%.
- Salary Increases – Effective average of 4.50%, comprised of inflation of 2.50% and 2.00% for real wage growth and for merit or seniority increases.
- Mortality rates were based on a blend of 50% PubT-2010 and 50% PubG-2010 Retiree Tables for Males and Females, adjusted to reflect PSERS' experience and projected using a modified version of the MP-2020 Improvement Scale.

**FREDERICK DOUGLASS MASTERY CHARTER SCHOOL
SCHEDULES OF PROPORTIONATE SHARE OF PSERS
NET OPEB LIABILITY AND CONTRIBUTIONS
(UNAUDITED)**

Schedule of Proportionate Share of PSERS Net OPEB Liability
PSERS Measurement Date (Unaudited)
(in Thousands)

Measurement Date	PSERS Net OPEB Liability		School's Covered Payroll	School's	PSERS Fiduciary Net Position as a Percentage of Total OPEB Liability
	School's Proportion	School's Proportionate Share		Liability as a Percentage of Covered Payroll	
June 30, 2017	0.0107 %	\$ 218	\$1,423	15.32 %	5.73 %
June 30, 2018	0.0074	154	992	15.52 %	5.00 %
June 30, 2019	0.0045	96	616	15.58 %	5.56 %
June 30, 2020	0.0036	78	524	14.89 %	5.69 %
June 30, 2021	0.0031	74	462	16.02 %	5.30 %
June 30, 2022	0.0020	37	351	10.54 %	6.86 %
June 30, 2023	0.0017	31	351	8.83 %	7.22 %

PSERS OPEB Schedule of Contributions (Unaudited)
(in Thousands)

Fiscal Year	Contractually Required Contributions	Contributions Recognized by PSERS in FY	Contribution Deficiency (Excess)	Covered Payroll	Contributions as a Percent of Covered Payroll
2017/18	\$ 9	\$ 9	\$ -	\$ 992	0.91 %
2018/19	6	6	-	616	0.97 %
2019/20	4	4	-	524	0.76 %
2020/21	4	4	-	462	0.87 %
2021/22	2	2	-	351	0.57 %
2022/23	2	2	-	268	0.75 %
2023/24	2	2	-	272	0.74 %

Note – 10 years are required, additional years will be added as they become available.

Notes to Required Supplemental Information

(1) Changes in Actuarial Assumptions

The investment rate of return was changed from 4.09% to 4.13%.

(2) Methods and Assumptions used in Calculations of Actuarially Determined Proportionate Share of PSERS Net OPEB Liability and Contributions:

- Actuarial cost method was entry age normal, level percent of pay.
- Investment return – 4.13% - S&P 20 Year Municipal Bond Rate.
- Effective average salary growth of 4.5%, comprising 2.50% for inflation and 2.00% for real wage growth and for merit and seniority increases.
- Premium Assistance reimbursement benefits capped at \$1,200 per year.
- Assumed health care cost trends were applied to retirees with less than \$1,200 in premium assistance per year.
- Mortality rates were based on a blend of 50% PubT-2010 and 50% PubG-2010 Retiree Tables for Males and Females, adjusted to reflect PSERS' experience and projected using a modified version of the MP-2020 Improvement Scale.
- Participation rate:
 - Eligible retirees will elect to participate pre-age 65 at 50%
 - Eligible retirees will elect to participate post-age 65 at 70%.

**FREDERICK DOUGLASS MASTERY CHARTER SCHOOL
SCHEDULE OF EXPENDITURES OF FEDERAL AWARDS
YEAR ENDED JUNE 30, 2024
(UNAUDITED)**

Federal Grantor Pass-Through Grantor/Program Title	Source Code	Federal Assistance Listing Number	Pass- Through Grantor's Number	Grant Period Beginning/ Ending Date	Grant Amount	Accrued or (Deferred) Revenue at July 1, 2023	Total Received for the Year	Federal Disbursements/ Expenditures	Accrued or (Deferred) at June 30, 2024
U.S. Department of Education									
Pass-through Pennsylvania Department of Education:									
Title I Grants to Local Educational Agencies	I	84.010	013 231093	7/25/22 - 9/30/23	\$ 650,347	\$ 43,342	\$ 43,342	\$ -	\$ -
Title I Grants to Local Educational Agencies	I	84.010	013 241093	7/31/23 - 9/30/24	645,035	-	645,018	645,035	17
Total Federal Assistance Listing 84.010						43,342	688,360	645,035	17
Supporting Effective Instruction State Grants	I	84.367	020 231093	7/25/22 - 9/30/23	37,638	1,134	1,134	-	-
Supporting Effective Instruction State Grants	I	84.367	020 241093	7/31/23 - 9/30/24	34,986	-	34,986	34,986	-
Total Federal Assistance Listing 84.367						1,134	36,120	34,986	-
Title IV - Student Support and Academic Enrichment	I	84.424	144 231093	7/25/22 - 9/30/23	51,731	5,736	5,736	-	-
Title IV - Student Support and Academic Enrichment	I	84.424	144 241093	7/31/23 - 9/30/24	50,913	-	50,913	50,913	-
Student Support and Academic Enrichment Program - BSCA Stronger Connections - Title IVA Competitive Grant	I	84.424F	144 231093	3/22/24 - 9/30/26	550,008	-	-	27,000	27,000
Total Federal Assistance Listing 84.424						5,736	56,649	77,913	27,000
COVID-19 Education Stabilization Fund:									
COVID-19 American Rescue Plan - Elementary and Secondary School Emergency Relief	I	84.425U	223 211093	3/13/20 - 9/30/24	4,814,738	75,875	2,538,680	2,725,427	262,622
COVID-19 American Rescue Plan - Elementary and Secondary School Emergency Relief 7%	I	84.425U	225 211093	3/13/20 - 9/30/24	374,215	90,657	190,509	106,656	6,804
COVID-19 American Rescue Plan - Elementary and Secondary School Emergency Relief Homeless Children and Youth	I	84.425W	181 212157	7/1/21 - 9/30/24	18,219	(1,557)	-	13,703	12,146
Total COVID-19 Education Stabilization Fund						164,975	2,729,189	2,845,786	281,572
Pass-through School District Philadelphia:									
Special Education Cluster:									
Special Education—Grants to States (IDEA, Part B)	I	84.027	N/A	7/1/22 - 6/30/23	159,665	159,665	159,665	-	-
Special Education—Grants to States (IDEA, Part B)	I	84.027	N/A	7/1/23 - 6/30/24	143,559	-	-	143,559	143,559
Total Special Education Cluster						159,665	159,665	143,559	143,559
Total U.S. Department of Education						374,852	3,669,983	3,747,279	452,147
Total Expenditures of Federal Awards						\$ 374,852	\$ 3,669,983	\$ 3,747,279	\$ 452,147

D - Direct Funding

I - Indirect Funding

Note: There were no awards passed through to subrecipients.

See Accompanying Notes to Schedule of Expenditures or Federal Awards.

**FREDERICK DOUGLASS MASTERY CHARTER SCHOOL
NOTES TO SCHEDULE OF EXPENDITURES OF FEDERAL AWARDS
JUNE 30, 2024**

NOTE 1 GENERAL INFORMATION

The accompanying schedule of expenditures of federal awards presents the activities of the federal financial assistance programs of Frederick Douglass Mastery Charter School (the School). Financial awards received directly from federal agencies, as well as financial assistance passed through other governmental agencies or nonprofit organizations, are included in the schedule.

NOTE 2 BASIS OF PRESENTATION

The accompanying schedule of expenditures of federal awards includes the federal grant activity of the School and is presented on the accrual basis of accounting. The information in this schedule is presented in accordance with the requirements of Title 2 U.S. Code of Federal Regulations Part 200, Uniform Administrative Requirements, Cost Principles, and Audit Requirements for Federal Awards.

NOTE 3 RELATIONSHIP TO FINANCIAL STATEMENTS

The schedule of expenditures of federal awards presents only a selected portion of the activities of the School. It is not intended to, and does not, present either the balance sheet or revenue, expenditures, and changes in fund balances of governmental funds. The financial activity for the aforementioned awards is reported in the School's statement of revenues and expenditures, and changes in fund balance – governmental funds.

NOTE 4 INDIRECT COST RATE

Frederick Douglass Mastery Charter School has elected not to use the 10% de minimis indirect cost rate allowed under the Uniform Guidance.



**INDEPENDENT AUDITORS' REPORT ON INTERNAL CONTROL OVER
FINANCIAL REPORTING AND ON COMPLIANCE AND OTHER MATTERS
BASED ON AN AUDIT OF FINANCIAL STATEMENTS PERFORMED
IN ACCORDANCE WITH *GOVERNMENT AUDITING STANDARDS***

Board of Trustees
Frederick Douglass Mastery Charter School
Philadelphia, Pennsylvania

We have audited, in accordance with the auditing standards generally accepted in the United States of America and the standards applicable to financial audits contained in Government Auditing Standards issued by the Comptroller General of the United States, the financial statements of the governmental activities and the general fund of Frederick Douglass Mastery Charter School, as of and for the year ended June 30, 2024, and the related notes to the financial statements, which collectively comprise Frederick Douglass Mastery Charter School's basic financial statements, and have issued our report thereon dated November 19, 2024.

Report on Internal Control Over Financial Reporting

In planning and performing our audit of the financial statements, we considered Frederick Douglass Mastery Charter School's internal control over financial reporting (internal control) as a basis for designing the audit procedures that are appropriate in the circumstances for the purpose of expressing our opinions on the financial statements, but not for the purpose of expressing an opinion on the effectiveness of Frederick Douglass Mastery Charter School's internal control. Accordingly, we do not express an opinion on the effectiveness of Frederick Douglass Mastery Charter School's internal control.

A *deficiency in internal control* exists when the design or operation of a control does not allow management or employees, in the normal course of performing their assigned functions, to prevent, or detect and correct, misstatements on a timely basis. A *material weakness* is a deficiency, or a combination of deficiencies, in internal control, such that there is a reasonable possibility that a material misstatement of the entity's financial statements will not be prevented, or detected and corrected on a timely basis. A *significant deficiency* is a deficiency, or a combination of deficiencies, in internal control that is less severe than a material weakness, yet important enough to merit attention by those charged with governance.


Our consideration of internal control was for the limited purpose described in the first paragraph of this section and was not designed to identify all deficiencies in internal control that might be material weaknesses or significant deficiencies. Given these limitations, during our audit we did not identify any deficiencies in internal control that we consider to be material weaknesses. However, material weaknesses or significant deficiencies may exist that were not identified.

Report on Compliance and Other Matters

As part of obtaining reasonable assurance about whether Frederick Douglass Mastery Charter School’s financial statements are free from material misstatement, we performed tests of its compliance with certain provisions of laws, regulations, contracts, and grant agreements, noncompliance with which could have a direct and material effect on the financial statements. However, providing an opinion on compliance with those provisions was not an objective of our audit, and accordingly, we do not express such an opinion. The results of our tests disclosed no instances of noncompliance or other matters that are required to be reported under Government Auditing Standards.

Purpose of this Report

The purpose of this report is solely to describe the scope of our testing of internal control and compliance and the results of that testing, and not to provide an opinion on the effectiveness of the entity’s internal control or on compliance. This report is an integral part of an audit performed in accordance with Government Auditing Standards in considering the entity’s internal control and compliance. Accordingly, this communication is not suitable for any other purpose.



CliftonLarsonAllen LLP

King of Prussia, Pennsylvania
November 19, 2024



INDEPENDENT AUDITORS' REPORT ON COMPLIANCE FOR THE MAJOR FEDERAL PROGRAM AND REPORT ON INTERNAL CONTROL OVER COMPLIANCE REQUIRED BY THE UNIFORM GUIDANCE

Board of Trustees
Frederick Douglass Mastery Charter School
Philadelphia, Pennsylvania

Report on Compliance for the Major Federal Program

Opinion on the Major Federal Program

We have audited Frederick Douglass Mastery Charter School's compliance with the types of compliance requirements identified as subject to audit in the OMB Compliance Supplement that could have a direct and material effect on Frederick Douglass Mastery Charter School's major federal program for the year ended June 30, 2024. Frederick Douglass Mastery Charter School's major federal program is identified in the summary of auditors' results section of the accompanying schedule of findings and questioned costs.

In our opinion, Frederick Douglass Mastery Charter School complied, in all material respects, with the compliance requirements referred to above that could have a direct and material effect on the major federal program for the year ended June 30, 2024.

Basis for Opinion on the Major Federal Program

We conducted our audit of compliance in accordance with auditing standards generally accepted in the United States of America (GAAS); the standards applicable to financial audits contained in Government Auditing Standards, issued by the Comptroller General of the United States and the audit requirements of Title 2 U.S. Code of Federal Regulations Part 200, Uniform Administrative Requirements, Cost Principles, and Audit Requirements for Federal Awards (Uniform Guidance). Our responsibilities under those standards and the Uniform Guidance are further described in the Auditors' Responsibilities for the Audit of Compliance section of our report.

We are required to be independent of Frederick Douglass Mastery Charter School and to meet our other ethical responsibilities, in accordance with relevant ethical requirements relating to our audit. We believe that the audit evidence we have obtained is sufficient and appropriate to provide a basis for our opinion on compliance for the major federal program. Our audit does not provide a legal determination of Frederick Douglass Mastery Charter School's compliance with the compliance requirements referred to above.

Responsibilities of Management for Compliance

Management is responsible for compliance with the requirements referred to above and for the design, implementation, and maintenance of effective internal control over compliance with the requirements of laws, statutes, regulations, rules and provisions of contracts or grant agreements applicable to Frederick Douglass Mastery Charter School federal programs.

Auditors' Responsibilities for the Audit of Compliance

Our objectives are to obtain reasonable assurance about whether material noncompliance with the compliance requirements referred to above occurred, whether due to fraud or error, and express an opinion on Frederick Douglass Mastery Charter School's compliance based on our audit. Reasonable assurance is a high level of assurance but is not absolute assurance and therefore is not a guarantee that an audit conducted in accordance with GAAS, *Government Auditing Standards*, and the Uniform Guidance will always detect material noncompliance when it exists. The risk of not detecting material noncompliance resulting from fraud is higher than for that resulting from error, as fraud may involve collusion, forgery, intentional omissions, misrepresentations, or the override of internal control. Noncompliance with the compliance requirements referred to above is considered material if there is a substantial likelihood that, individually or in the aggregate, it would influence the judgment made by a reasonable user of the report on compliance about Frederick Douglass Mastery Charter School's compliance with the requirements of the major federal program as a whole.

In performing an audit in accordance with GAAS, *Government Auditing Standards*, and the Uniform Guidance, we:

- Exercise professional judgment and maintain professional skepticism throughout the audit.
- Identify and assess the risks of material noncompliance, whether due to fraud or error, and design and perform audit procedures responsive to those risks. Such procedures include examining, on a test basis, evidence regarding Frederick Douglass Mastery Charter School's compliance with the compliance requirements referred to above and performing such other procedures as we considered necessary in the circumstances.
- Obtain an understanding of Frederick Douglass Mastery Charter School's internal control over compliance relevant to the audit in order to design audit procedures that are appropriate in the circumstances and to test and report on internal control over compliance in accordance with the Uniform Guidance, but not for the purpose of expressing an opinion on the effectiveness of Frederick Douglass Mastery Charter School's internal control over compliance. Accordingly, no such opinion is expressed.

We are required to communicate with those charged with governance regarding, among other matters, the planned scope and timing of the audit and any significant deficiencies and material weaknesses in internal control over compliance that we identified during the audit

Report on Internal Control Over Compliance


A deficiency in internal control over compliance exists when the design or operation of a control over compliance does not allow management or employees, in the normal course of performing their assigned functions, to prevent, or detect and correct, noncompliance with a type of compliance requirement of a federal program on a timely basis. *A material weakness in internal control over compliance* is a deficiency, or a combination of deficiencies, in internal control over compliance, such that there is a reasonable possibility that material noncompliance with a type of compliance requirement of a federal program will not be prevented, or detected and corrected, on a timely basis. *A significant deficiency in internal control over compliance* is a deficiency, or a combination of deficiencies, in internal control over compliance with a type of compliance requirement of a federal program that is less severe than a material weakness in internal control over compliance, yet important enough to merit attention by those charged with governance.

Board of Trustees
Frederick Douglass Mastery Charter School

Our consideration of internal control over compliance was for the limited purpose described in the Auditors' Responsibilities for the Audit of Compliance section above and was not designed to identify all deficiencies in internal control over compliance that might be material weaknesses or significant deficiencies in internal control over compliance. Given these limitations, during our audit we did not identify any deficiencies in internal control over compliance that we consider to be material weaknesses, as defined above. However, material weaknesses or significant deficiencies in internal control over compliance may exist that were not identified.

Our audit was not designed for the purpose of expressing an opinion on the effectiveness of internal control over compliance. Accordingly, no such opinion is expressed.

The purpose of this report on internal control over compliance is solely to describe the scope of our testing of internal control over compliance and the results of that testing based on the requirements of the Uniform Guidance. Accordingly, this report is not suitable for any other purpose.



CliftonLarsonAllen LLP

King of Prussia, Pennsylvania
November 19, 2024

**FREDERICK DOUGLASS MASTERY CHARTER SCHOOL
SCHEDULE OF FINDINGS AND QUESTIONED COSTS
YEAR ENDED JUNE 30, 2024**

Section I – Summary of Auditors’ Results

Financial Statements

1. Type of auditors’ report issued: Unmodified
2. Internal control over financial reporting:
- Material weakness(es) identified? _____yes X no
 - Significant deficiency(ies) identified that are not considered to be material weakness(es)? _____ yes X none reported
3. Noncompliance material to financial statements noted? _____ yes X no

Federal Awards

1. Internal control over major federal programs:
- Material weakness(es) identified? _____ yes X no
 - Significant deficiency(ies) identified that are not considered to be material weakness(es)? _____ yes X none reported
2. Type of auditors’ report issued on compliance for major federal programs: Unmodified
3. Any audit findings disclosed that are required to be reported in accordance with 2 CFR 200.516(a)? _____ yes X no

Identification of Major Federal Programs

Federal Assistance Listing Number(s)

84.425U and 84.425W

Name of Federal Program or Cluster

COVID-19, Education Stabilization Fund Programs

Dollar threshold used to distinguish between Type A or Type B programs was:

\$ 750,000

Auditee qualified as low-risk auditee?

 X yes _____ no

**FREDERICK DOUGLASS MASTERY CHARTER SCHOOL
SCHEDULE OF FINDINGS AND QUESTIONED COSTS (CONTINUED)
YEAR ENDED JUNE 30, 2024**

Section II – Financial Statement Findings

Our audit did not disclose any matters required to be reported in accordance with *Government Auditing Standards*.

Section III – Findings and Questioned Costs – Major Federal Programs

Our audit did not disclose any matters required to be reported in accordance with 2 CFR 200.516(a).

Section IV – Prior Audit Findings

There were no prior year findings required to be reported under the Uniform Guidance.



CLA (CliftonLarsonAllen LLP) is a network member of CLA Global. See CLAGlobal.com/disclaimer. Investment advisory services are offered through CliftonLarsonAllen Wealth Advisors, LLC, an SEC-registered investment advisor.