

GROVER CLEVELAND MASTERY CHARTER SCHOOL

**FINANCIAL STATEMENTS AND
SUPPLEMENTARY INFORMATION**

**YEAR ENDED JUNE 30, 2022
(WITH COMPARATIVE TOTALS FOR JUNE 30, 2021)**



CPAs | CONSULTANTS | WEALTH ADVISORS

CLAconnect.com

**GROVER CLEVELAND MASTERY CHARTER SCHOOL
TABLE OF CONTENTS
YEAR ENDED JUNE 30, 2022**

INDEPENDENT AUDITORS' REPORT	1
REQUIRED SUPPLEMENTARY INFORMATION	
MANAGEMENT'S DISCUSSION AND ANALYSIS (UNAUDITED)	5
BASIC FINANCIAL STATEMENTS	
STATEMENT OF NET POSITION	9
STATEMENT OF ACTIVITIES	10
BALANCE SHEET – GOVERNMENTAL FUNDS	11
RECONCILIATION OF THE BALANCE SHEET OF GOVERNMENTAL FUNDS TO THE STATEMENT OF NET POSITION	12
STATEMENT OF REVENUES, EXPENDITURES, AND CHANGES IN FUND BALANCE – GOVERNMENTAL FUNDS	13
RECONCILIATION OF THE STATEMENT OF REVENUES, EXPENDITURES, AND CHANGES IN FUND BALANCES OF GOVERNMENTAL FUNDS TO THE STATEMENT OF ACTIVITIES	14
NOTES TO FINANCIAL STATEMENTS	15
REQUIRED SUPPLEMENTARY INFORMATION (UNAUDITED)	
SCHEDULE OF REVENUES, EXPENDITURES, AND CHANGES IN FUND BALANCE – BUDGET AND ACTUAL – GENERAL FUND (UNAUDITED)	39
SCHEDULES OF PROPORTIONATE SHARE OF PSERS NET PENSION LIABILITY AND CONTRIBUTIONS (UNAUDITED)	40
SCHEDULES OF PROPORTIONATE SHARE OF PSERS NET OPEB LIABILITY AND CONTRIBUTIONS (UNAUDITED)	41

**GROVER CLEVELAND MASTERY CHARTER SCHOOL
TABLE OF CONTENTS
YEAR ENDED JUNE 30, 2022**

SINGLE AUDIT REQUIREMENTS

SCHEDULE OF EXPENDITURES OF FEDERAL AWARDS	42
NOTES TO SCHEDULE OF EXPENDITURES OF FEDERAL AWARDS	43
INDEPENDENT AUDITORS' REPORT ON INTERNAL CONTROL OVER FINANCIAL REPORTING AND ON COMPLIANCE AND OTHER MATTERS BASED ON AN AUDIT OF FINANCIAL STATEMENTS PERFORMED IN ACCORDANCE WITH <i>GOVERNMENT AUDITING STANDARDS</i>	44
INDEPENDENT AUDITORS' REPORT ON COMPLIANCE FOR THE MAJOR FEDERAL PROGRAM AND REPORT ON INTERNAL CONTROL OVER COMPLIANCE REQUIRED BY THE UNIFORM GUIDANCE	46
SCHEDULE OF FINDINGS AND QUESTIONED COSTS	49



INDEPENDENT AUDITORS' REPORT

Board of Trustees
Grover Cleveland Mastery Charter School
Philadelphia, Pennsylvania

Report on the Audit of the Financial Statements

Opinions

We have audited the accompanying financial statements of the governmental activities and the general fund of Grover Cleveland Mastery Charter School, as of and for the year ended June 30, 2022, and the related notes to the financial statements, which collectively comprise Grover Cleveland Mastery Charter School's basic financial statements as listed in the table of contents.

In our opinion, the financial statements referred to above present fairly, in all material respects, the respective financial position of the governmental activities and the general fund of Grover Cleveland Mastery Charter School, as of June 30, 2022, and the respective changes in financial position for the year then ended in accordance with accounting principles generally accepted in the United States of America.

Basis for Opinions

We conducted our audit in accordance with auditing standards generally accepted in the United States of America (GAAS) and the standards applicable to financial audits contained in *Government Auditing Standards*, issued by the Comptroller General of the United States. Our responsibilities under those standards are further described in the Auditors' Responsibilities for the Audit of the Financial Statements section of our report. We are required to be independent of Grover Cleveland Mastery Charter School and to meet our other ethical responsibilities, in accordance with the relevant ethical requirements relating to our audit. We believe that the audit evidence we have obtained is sufficient and appropriate to provide a basis for our audit opinions.

Emphasis of Matter

As discussed in Note 1 to the financial statements, effective July 1, 2021, Grover Cleveland Mastery Charter School adopted new accounting guidance for leases. The guidance requires lessees to recognize a right-to-use lease asset and corresponding lease liability and lessors to recognize a lease receivable and corresponding deferred inflow of resources for all leases with lease terms greater than 12 months. Our opinion is not modified with respect to this matter.

Responsibilities of Management for the Financial Statements

Management is responsible for the preparation and fair presentation of the financial statements in accordance with accounting principles generally accepted in the United States of America, and for the design, implementation, and maintenance of internal control relevant to the preparation and fair presentation of financial statements that are free from material misstatement, whether due to fraud or error.

In preparing the financial statements, management is required to evaluate whether there are conditions or events, considered in the aggregate, that raise substantial doubt about Grover Cleveland Mastery Charter School's ability to continue as a going concern for 12 months beyond the financial statement date, including any currently known information that may raise substantial doubt shortly thereafter.

Auditors' Responsibilities for the Audit of the Financial Statements

Our objectives are to obtain reasonable assurance about whether the financial statements as a whole are free from material misstatement, whether due to fraud or error, and to issue an auditors' report that includes our opinions. Reasonable assurance is a high level of assurance but is not absolute assurance and therefore is not a guarantee that an audit conducted in accordance with GAAS and *Government Auditing Standards* will always detect a material misstatement when it exists. The risk of not detecting a material misstatement resulting from fraud is higher than for one resulting from error, as fraud may involve collusion, forgery, intentional omissions, misrepresentations, or the override of internal control. Misstatements are considered material if there is a substantial likelihood that, individually or in the aggregate, they would influence the judgment made by a reasonable user based on the financial statements.

In performing an audit in accordance with GAAS and *Government Auditing Standards*, we:

- Exercise professional judgment and maintain professional skepticism throughout the audit.
- Identify and assess the risks of material misstatement of the financial statements, whether due to fraud or error, and design and perform audit procedures responsive to those risks. Such procedures include examining, on a test basis, evidence regarding the amounts and disclosures in the financial statements.
- Obtain an understanding of internal control relevant to the audit in order to design audit procedures that are appropriate in the circumstances, but not for the purpose of expressing an opinion on the effectiveness of Grover Cleveland Mastery Charter School's internal control. Accordingly, no such opinion is expressed.
- Evaluate the appropriateness of accounting policies used and the reasonableness of significant accounting estimates made by management, as well as evaluate the overall presentation of the financial statements.
- Conclude whether, in our judgment, there are conditions or events, considered in the aggregate, that raise substantial doubt about Grover Cleveland Mastery Charter School's ability to continue as a going concern for a reasonable period of time.

Auditors' Responsibilities for the Audit of the Financial Statements (Continued)

We are required to communicate with those charged with governance regarding, among other matters, the planned scope and timing of the audit, significant audit findings, and certain internal control related matters that we identified during the audit.

Required Supplementary Information

Accounting principles generally accepted in the United States of America require that the management's discussion and analysis, the schedule of revenues, expenditures, and changes in fund balance – budget and actual, the schedules of proportionate share of PSERS net pension liability and contributions, and the schedules of proportionate share of PSERS net OPEB liability and contributions be presented to supplement the basic financial statements. Such information is the responsibility of management and, although not a part of the basic financial statements, is required by the Governmental Accounting Standards Board who considers it to be an essential part of financial reporting for placing the basic financial statements in an appropriate operational, economic, or historical context. We have applied certain limited procedures to the required supplementary information in accordance with GAAS, which consisted of inquiries of management about the methods of preparing the information and comparing the information for consistency with management's responses to our inquiries, the basic financial statements, and other knowledge we obtained during our audit of the basic financial statements. We do not express an opinion or provide any assurance on the information because the limited procedures do not provide us with sufficient evidence to express an opinion or provide any assurance.

Supplementary Information


Our audit was conducted for the purpose of forming opinions on the financial statements that collectively comprise Grover Cleveland Mastery Charter School's basic financial statements. The schedule of expenditures of federal awards, as required by Title 2 U.S. *Code of Federal Regulations* Part 200, *Uniform Administrative Requirements, Cost Principles, and Audit Requirements for Federal Awards* is presented for purposes of additional analysis and is not a required part of the basic financial statements. Such information is the responsibility of management and was derived from and relates directly to the underlying accounting and other records used to prepare the basic financial statements. The information has been subjected to the auditing procedures applied in the audit of the basic financial statements and certain additional procedures, including comparing and reconciling such information directly to the underlying accounting and other records used to prepare the basic financial statements or to the basic financial statements themselves, and other additional procedures in accordance with GAAS. In our opinion, the schedule of expenditures of federal awards is fairly stated, in all material respects, in relation to the basic financial statements as a whole.

Report on Summarized Comparative Information

We have previously audited Grover Cleveland Mastery Charter School's 2021 financial statements, and we expressed unmodified audit opinions on the respective financial statements of the governmental activities and the general fund in our report dated December 9, 2021. In our opinion, the summarized comparative information presented herein as of and for the year ended June 30, 2021, is consistent, in all material respects, with the audited financial statements from which it has been derived.

Other Reporting Required by Government Auditing Standards

In accordance with *Government Auditing Standards*, we have also issued our report dated November 29, 2022, on our consideration of Grover Cleveland Mastery Charter School's internal control over financial reporting and on our tests of its compliance with certain provisions of laws, regulations, contracts, and grant agreements and other matters. The purpose of that report is solely to describe the scope of our testing of internal control over financial reporting and compliance and the results of that testing, and not to provide an opinion on the effectiveness of Grover Cleveland Mastery Charter School's internal control over financial reporting or on compliance. That report is an integral part of an audit performed in accordance with *Government Auditing Standards* in considering Grover Cleveland Mastery Charter School's internal control over financial reporting and compliance.

A handwritten signature in black ink that reads "CliftonLarsonAllen LLP". The signature is written in a cursive, flowing style.

CliftonLarsonAllen LLP

Plymouth Meeting, Pennsylvania
November 29, 2022

**GROVER CLEVELAND MASTERY CHARTER SCHOOL
MANAGEMENT'S DISCUSSION AND ANALYSIS (UNAUDITED)
JUNE 30, 2022**

The management of Grover Cleveland Mastery Charter School (the School) offers readers of the School's financial statements this narrative overview and analysis of the financial activities of the School for the fiscal year ended June 30, 2022. We encourage readers to consider the information presented here in conjunction with the School's financial statements.

Financial Highlights

- Total revenues increased by \$2,302,539 to \$14,857,227, primarily due to an increase in federal sources for the year ended June 30, 2022.
- At the close of the current fiscal year, the School reports ending net position of \$3,386,413. This net position balance represents an increase in net position of \$1,775,525 for the year ended June 30, 2022.
- At the close of the current fiscal year, the School reports an ending general fund balance of \$4,427,143. This general fund balance represents an increase in fund balance by \$1,240,877 for the year ended June 30, 2022.
- The School's cash and investments balance at June 30, 2022 was \$5,859,482, representing an increase of \$1,661,167 from June 30, 2021.

Overview of the Financial Statements

The discussion and analysis is intended to serve as an introduction to the School's basic financial statements. The School's basic financial statements as presented comprise four components: Management's Discussion and Analysis (this section), the basic financial statements, required supplementary schedule, and reporting requirements under *Government Auditing Standards* and Uniform Guidance.

Government-Wide Financial Statements

The government-wide financial statements are designed to provide readers with a broad overview of the School's finances, in a manner similar to a private-sector business.

The *statement of net position* presents information on all of the School's assets, deferred outflows, liabilities and deferred inflows, with the difference reported as net position. Over time, increases or decreases in net position may serve as a useful indicator of whether the financial position of the School is improving or deteriorating.

The *statement of activities* presents information showing how the School's net position changed during the most recent fiscal year. All changes in net position are reported as soon as the underlying event giving rise to the change occurs, regardless of the timing of related cash flows.

The government-wide financial statements report on the function of the School that is principally supported by subsidies from school districts whose constituents attend the School.

**GROVER CLEVELAND MASTERY CHARTER SCHOOL
MANAGEMENT'S DISCUSSION AND ANALYSIS (UNAUDITED)
JUNE 30, 2022**

Overview of the Financial Statements (Continued)

Fund Financial Statements

A *fund* is a group of related accounts that are used to maintain control over resources that have been segregated for specific activities or purposes. The School, like governmental type entities, utilizes fund accounting to ensure and demonstrate compliance with finance-related legal requirements. The School has only one fund type, the governmental general fund.

Notes to the Financial Statements

The notes provide additional information that is essential to a full understanding of the data provided in the government-wide and fund financial statements.

Government-Wide Financial Analysis

Net position may serve over time as a useful indicator of a government's financial position. In the case of the School, assets and deferred outflows exceeded liabilities and deferred inflows by \$3,386,413 as of June 30, 2022.

	<u>2022</u>	<u>2021</u>
Current and Other Assets	\$ 6,299,304	\$ 4,504,865
Capital Assets	<u>948,639</u>	<u>1,031,991</u>
Total Assets	<u>7,247,943</u>	<u>5,536,856</u>
Deferred Outflows	212,856	370,856
Current Liabilities	1,872,161	1,318,599
Noncurrent Liabilities	<u>1,259,000</u>	<u>2,108,000</u>
Total Liabilities	<u>3,131,161</u>	<u>3,426,599</u>
Deferred Inflows	<u>943,225</u>	<u>870,225</u>
Net Investment in Capital Assets	948,639	1,031,991
Unrestricted	<u>2,437,774</u>	<u>578,897</u>
Total Net Position	<u><u>\$ 3,386,413</u></u>	<u><u>\$ 1,610,888</u></u>

**GROVER CLEVELAND MASTERY CHARTER SCHOOL
MANAGEMENT'S DISCUSSION AND ANALYSIS (UNAUDITED)
JUNE 30, 2022**

Government-Wide Financial Analysis (Continued)

The School's revenues are predominately from the School District of Philadelphia, based on the student enrollment and awards from federal sources.

	<u>2022</u>	<u>2021</u>
REVENUES		
Local Educational Agencies	\$ 10,573,683	\$ 10,800,923
State Sources	95,588	77,574
Federal Sources	4,034,808	1,586,116
Other Grants and Contributions	1,119	1,513
Other Local Sources	141,556	76,371
Interest	10,473	12,191
Total Revenues	<u>14,857,227</u>	<u>12,554,688</u>
EXPENDITURES		
Instruction	4,880,266	3,911,825
Special Education	3,817,077	2,933,334
Student Support Services	727,997	818,266
Administration Support	1,689,063	1,547,849
Pupil Health	198,508	209,963
Business Support	64,500	67,100
Transportation	313	-
Operations and Maintenance	840,052	596,813
Other Support Services	132,906	64,472
Food Services	348,907	280,917
Student Activities	30,465	2,601
Interest Expense	-	33
Depreciation Expense	351,648	137,419
Total Expenses	<u>13,081,702</u>	<u>10,570,592</u>
Change in Net Position	1,775,525	1,984,096
Net Position - Beginning	<u>1,610,888</u>	<u>(373,208)</u>
Net Position - Ending	<u><u>\$ 3,386,413</u></u>	<u><u>\$ 1,610,888</u></u>

**GROVER CLEVELAND MASTERY CHARTER SCHOOL
MANAGEMENT'S DISCUSSION AND ANALYSIS (UNAUDITED)
JUNE 30, 2022**

Governmental Fund

The focus of the School's *governmental fund* is to provide information on near-term inflows, outflows, and balances of spendable resources. Such information is useful in assessing the School's financing requirements. In particular, *fund balance* may serve as a useful measure of a government's net resources available for spending for program purposes at the end of the fiscal year.

The School's governmental fund (the General Fund) reported an ending fund balance of \$4,427,143. For the period ended June 30, 2022, the School's revenues (\$14,857,227) exceeded expenditures (\$13,616,350) by \$1,240,877.

General Fund Budgetary Highlights

Actual revenues exceeded budgeted revenues by \$46,227 due to greater than budgeted state, federal, and other local sources offset by less than budgeted local educational agencies and other grants and contributions. Actual expenditures were less than budgeted expenditures by \$694,650 due to less than budgeted expenditures for instruction support services, pupil health, operations and maintenance, and food services offset by greater than budgeted expenditures for instruction, special education, student support services, administration support, business support, and other support services.

Capital Assets

As of June 30, 2022, the School's investment in capital assets for its governmental activities totaled \$948,639 (net of accumulated depreciation and amortization and related debt). This investment in capital assets includes equipment, furniture, building improvements, and software.

Major capital asset purchases during the period included the following:

- Furniture of \$153,106
- Building improvements of \$115,190

Additional information on the School's capital assets can be found in Note 3 of this report.

Long-Term Debt

As of June 30, 2022, the School has no long-term debt for lease liability.

Economic Factors and Next Year's Budgets and Rates

The School's primary source of revenue, per pupil funding from School District of Philadelphia, is expected to decrease from \$10,786 to \$9,395 per regular education student and decrease from \$31,528 to \$31,494 per special education student.

Contacting the School's Financial Management

The financial report is designed to provide interested parties a general overview of the School's finances. Questions regarding any of the information provided in this report should be addressed to the Chief Financial Officer, Mastery Charter School – Pickett Campus, 5700 Wayne Avenue, Philadelphia, PA 19144.

GROVER CLEVELAND MASTERY CHARTER SCHOOL
STATEMENT OF NET POSITION
JUNE 30, 2022
(WITH COMPARATIVE TOTALS AT JUNE 30, 2021)

	Governmental Activities	
	2022	2021
ASSETS		
CURRENT ASSETS		
Cash and Investments	\$ 5,859,482	\$ 4,198,315
Federal Subsidies Receivable	270,064	200,876
Other Receivables	99,689	61,634
Prepaid Expenses	70,069	44,040
Total Current Assets	6,299,304	4,504,865
CAPITAL ASSETS, NET	948,639	1,031,991
Total Assets	7,247,943	5,536,856
DEFERRED OUTFLOWS		
Deferred Outflows from Pensions	199,000	357,000
Deferred Outflows from OPEB	13,856	13,856
Total Deferred Outflows	212,856	370,856
LIABILITIES		
CURRENT LIABILITIES		
Accounts Payable	680,063	417,168
Accrued Expenses	1,109,309	849,571
Due to Other Governmental Entities	1,695	234
Unearned Revenue	81,094	51,626
Total Current Liabilities	1,872,161	1,318,599
LONG-TERM LIABILITIES		
Net OPEB Liability	68,000	89,000
Net Pension Liability	1,191,000	2,019,000
Total Long-Term Liabilities	1,259,000	2,108,000
Total Liabilities	3,131,161	3,426,599
DEFERRED INFLOWS		
Deferred Inflows from Pensions	879,225	814,225
Deferred Inflows from OPEB	64,000	56,000
Total Deferred Inflows	943,225	870,225
NET POSITION		
Net Investment in Capital Assets	948,639	1,031,991
Unrestricted	2,437,774	578,897
Total Net Position	\$ 3,386,413	\$ 1,610,888

See accompanying Notes to Financial Statements.

GROVER CLEVELAND MASTERY CHARTER SCHOOL
STATEMENT OF ACTIVITIES
YEAR ENDED JUNE 30, 2022
(WITH COMPARATIVE TOTALS FOR THE YEAR ENDED JUNE 30, 2021)

Functions	Expenses	Program Revenues Operating Grants and Contributions	2022	2021
			Net (Expense) Revenue and Changes in Net Position	Net (Expense) Revenue and Changes in Net Position
			Total Governmental Activities	Total Governmental Activities
Governmental Activities:				
Instruction	\$ 4,880,266	\$ 3,249,413	\$ (1,630,853)	\$ (2,788,216)
Special Education	3,817,077	195,637	(3,621,440)	(2,766,358)
Student Support Services	727,997	-	(727,997)	(818,266)
Administration Support	1,689,063	-	(1,689,063)	(1,547,849)
Business Support	64,500	-	(64,500)	(67,100)
Pupil Health	198,508	-	(198,508)	(209,963)
Transportation	313	-	(313)	-
Operations and Maintenance	840,052	-	(840,052)	(596,813)
Other Support Services	132,906	-	(132,906)	(64,472)
Food Services	348,907	589,758	240,851	14,614
Student Activities	30,465	-	(30,465)	(2,601)
Interest Expense	-	-	-	(33)
Depreciation and Amortization Expense	351,648	-	(351,648)	(137,419)
Total	\$ 13,081,702	\$ 4,034,808	(9,046,894)	(8,984,476)
General Revenues:				
Local Educational Agencies			10,573,683	10,800,923
State Grants and Reimbursements			95,588	77,574
Other Grants and Contributions			1,119	1,513
Other Local Sources			141,556	76,371
Interest			10,473	12,191
Total General Revenues			10,822,419	10,968,572
Change in Net Position			1,775,525	1,984,096
Net Position - Beginning of Year			1,610,888	(373,208)
Net Position - End of Year			\$ 3,386,413	\$ 1,610,888

See accompanying Notes to Financial Statements.

GROVER CLEVELAND MASTERY CHARTER SCHOOL
BALANCE SHEET – GOVERNMENTAL FUNDS
JUNE 30, 2022
(WITH COMPARATIVE TOTALS AT JUNE 30, 2021)

	<u>2022</u>	<u>2021</u>
	General	General
	Fund	Fund
ASSETS		
Cash and Investments	\$ 5,859,482	\$ 4,198,315
Local Subsidies Receivable	-	-
Federal Subsidies Receivable	270,064	200,876
Other Receivables	99,689	61,634
Prepaid Expenses	<u>70,069</u>	<u>44,040</u>
Total Assets	<u><u>\$ 6,299,304</u></u>	<u><u>\$ 4,504,865</u></u>
LIABILITIES AND FUND BALANCE		
LIABILITIES		
Accounts Payable	\$ 680,063	\$ 417,168
Accrued Expenses	1,109,309	849,571
Due to Other Governmental Entities	1,695	234
Unearned Revenue	<u>81,094</u>	<u>51,626</u>
Total Liabilities	1,872,161	1,318,599
FUND BALANCE		
Nonspendable:		
Prepaid Expenses	70,069	44,040
Committed to:		
Facilities Reserves	2,950,000	1,700,000
Assigned to:		
Future Budget Deficits	<u>1,407,074</u>	<u>1,442,226</u>
Total Fund Balance	<u><u>4,427,143</u></u>	<u><u>3,186,266</u></u>
Total Liabilities and Fund Balance	<u><u>\$ 6,299,304</u></u>	<u><u>\$ 4,504,865</u></u>

See accompanying Notes to Financial Statements.

**GROVER CLEVELAND MASTERY CHARTER SCHOOL
RECONCILIATION OF THE BALANCE SHEET OF GOVERNMENTAL FUNDS
TO THE STATEMENT OF NET POSITION
JUNE 30, 2022**

Total Fund Balance for Governmental Funds	\$ 4,427,143
--	--------------

Total net position reported for governmental activities in the statement of net position is different because:

Capital assets used in governmental funds are not financial resources and, therefore, are not reported in the funds. Those assets consist of:

Capital Assets, Net	948,639
---------------------	---------

Long-term liabilities that pertain to governmental funds, including net pension obligations, net OPEB liability, deferred outflows and deferred inflows are not due and payable in the current period and, therefore, are not reported as fund liabilities. All liabilities, both current and long-term, are reported in the statement of net position.

Pension	(1,871,225)
OPEB	<u>(118,144)</u>

Total Net Position of Governmental Activities	<u>\$ 3,386,413</u>
--	----------------------------

GROVER CLEVELAND MASTERY CHARTER SCHOOL
STATEMENT OF REVENUES, EXPENDITURES, AND CHANGES IN FUND BALANCE –
GOVERNMENTAL FUNDS
YEAR ENDED JUNE 30, 2022
(WITH COMPARATIVE TOTALS FOR THE YEAR ENDED JUNE 30, 2021)

	2022	2021
	General	General
	Fund	Fund
REVENUES		
Local Educational Agencies	\$ 10,573,683	\$ 10,800,923
State Sources	95,588	77,574
Federal Sources	4,034,809	1,586,116
Other Grants and Contributions	1,118	1,513
Other Local Sources	141,556	76,371
Interest	10,473	12,191
Total Revenues	<u>14,857,227</u>	<u>12,554,688</u>
EXPENDITURES		
Instruction	5,278,568	4,114,846
Special Education	3,817,077	3,029,063
Student Support Services	892,993	826,087
Administration Support	1,896,536	1,778,959
Business Support	198,843	209,963
Pupil Health	64,500	67,100
Transportation	313	-
Operations and Maintenance	955,242	1,190,474
Other Support Services	132,906	64,472
Food Services	348,907	324,638
Student Activities	30,465	2,601
Total Expenditures	<u>13,616,350</u>	<u>11,608,203</u>
NET CHANGE IN FUND BALANCE	1,240,877	946,485
Fund Balance - Beginning of Year	<u>3,186,266</u>	<u>2,239,781</u>
FUND BALANCE - END OF YEAR	<u><u>\$ 4,427,143</u></u>	<u><u>\$ 3,186,266</u></u>

See accompanying Notes to Financial Statements.

**GROVER CLEVELAND MASTERY CHARTER SCHOOL
RECONCILIATION OF THE STATEMENT OF REVENUES, EXPENDITURES, AND
CHANGES IN FUND BALANCES OF GOVERNMENTAL FUNDS TO
THE STATEMENT OF ACTIVITIES
YEAR ENDED JUNE 30, 2022**

Net Change in Fund Balance — Total Governmental Funds	\$ 1,240,877
--	---------------------

Amounts reported for governmental activities in the statement of activities are different because:

Governmental funds report capital outlays as expenditures. However, in the statement of activities, assets are capitalized and the cost is allocated over their estimated useful lives and reported as depreciation and amortization expense. This is the amount by which depreciation and amortization exceeded capital outlays in the current period.

Capital Outlays	268,296
Depreciation and Amortization Expense	(351,648)

Governmental funds report school pension and OPEB contributions as expenditures. However, in the statement of activities, the cost incurred for future pension and OPEB benefits is reported as pension and OPEB expense, as follows:

Change in Pension Expense	605,000
Change in OPEB Expense	<u>13,000</u>

Change in Net Position of Governmental Activities	<u>\$ 1,775,525</u>
--	----------------------------

GROVER CLEVELAND MASTERY CHARTER SCHOOL
NOTES TO FINANCIAL STATEMENTS
JUNE 30, 2022

NOTE 1 BACKGROUND AND SUMMARY OF SIGNIFICANT ACCOUNTING POLICIES

Background

Grover Cleveland Mastery Charter School (School) was formed as a Pennsylvania nonprofit corporation to operate in accordance with Pennsylvania Act 22 of 1997. The initial charter was granted by The School District of Philadelphia on July 1, 2012. The School successfully completed the charter renewal process, which took place during the 2016-17 school year, and the charter agreement remains in force. During the year ended June 30, 2022, the School served approximately 680 students in grades kindergarten through eighth.

Basis of Presentation

The financial statements of the School have been prepared in conformity with accounting principles generally accepted in the United States of America (GAAP) as applied to governmental units. The Governmental Accounting Standards Board (GASB) is the accepted standard setting body for establishing government accounting and financial reporting principles. The GASB has issued a codification of governmental accounting and financial reporting standards.

Comparative Financial Information

The financial statements include certain prior year summarized comparative information in total. Such information does not include sufficient detail to constitute a presentation in conformity with accounting principles generally accepted in the United States of America. Accordingly, such information should be read in conjunction with the School's financial statements for the year ended June 30, 2021 from which the summarized information was derived.

Government-Wide and Fund Financial Statements

The government-wide financial statements (the statement of net position and the statement of activities) report on the School as a whole. The statement of activities demonstrates the degree to which the direct expenses of the School's functions are offset by program revenues.

The fund financial statements (governmental fund balance sheet and statement of governmental fund revenues, expenditures, and changes in fund balance) report on the School's General Fund.

Measurement Focus, Basis of Accounting, and Financial Statement Presentation

Government-Wide Financial Statements

The statement of net position and the statement of activities are prepared using the economic resources measurement focus and the accrual basis of accounting. Revenues are recorded when earned and expenses are recorded when a liability is incurred regardless of the timing of the related cash flows. Grants and similar items are recognized as soon as all eligibility requirements imposed by provider have been met.

Net position represents the total of assets and deferred outflows of resources less liabilities and deferred inflows of resources.

GROVER CLEVELAND MASTERY CHARTER SCHOOL
NOTES TO FINANCIAL STATEMENTS
JUNE 30, 2022

NOTE 1 BACKGROUND AND SUMMARY OF SIGNIFICANT ACCOUNTING POLICIES
(CONTINUED)

Measurement Focus, Basis of Accounting, and Financial Statement Presentation
(Continued)

Fund Financial Statements

Governmental fund financial statements are reported using the current financial resources measurement focus and the modified accrual basis of accounting. Revenues are recognized as soon as they are measurable and available. Revenues are considered to be available when they are collectible within the current period or soon enough thereafter to pay liabilities of the current period. For this purpose, the School considers revenues to be available if they are collected within 120 days of the end of the current period. Expenditures generally are recorded when a liability is incurred, as under accrual accounting.

The government reports the following major governmental fund:

General Fund — The General Fund is the operating fund of the School and accounts for all revenues and expenditures of the School.

Method of Accounting

Accounting standards requires a statement of net position and a statement of activities. It requires the classification of net position into three components — net investment in capital assets, restricted, and unrestricted. These calculations are defined as follows:

- Net investment in capital assets — This component of net position consists of capital assets, including restricted capital assets, net of accumulated depreciation and reduced by the outstanding balances of any bonds, mortgages, notes, or other borrowings that are attributable to the acquisition, construction, or improvement of those assets. If there are significant unspent related debt proceeds at year-end, the portion of the debt attributable to the unspent proceeds are not included in the calculation of net investment in capital assets. Rather, that portion of the debt is included in the same net position component as the unspent proceeds.
- Restricted — This component of net position consists of constraints placed on net position use through external constraints imposed by creditors such as through debt covenants, grantors, contributors, or laws or regulations of other governments or constraints imposed by law through constitutional provisions or enabling legislation. The School presently has no restricted net position.
- Unrestricted net position — This component of net position consists of net position that do not meet the definition of “restricted” or “net investment in capital assets.”

GROVER CLEVELAND MASTERY CHARTER SCHOOL
NOTES TO FINANCIAL STATEMENTS
JUNE 30, 2022

NOTE 1 BACKGROUND AND SUMMARY OF SIGNIFICANT ACCOUNTING POLICIES
(CONTINUED)

Method of Accounting (Continued)

In the fund financial statements, governmental funds report nonspendable portions of fund balance related to prepaid expenses, long-term receivables, and corpus on any permanent fund. Restricted funds are constrained from outside parties (statute, grantors, bond agreements, etc.). Committed fund balances represent amounts constrained for a specific purpose by a governmental entity using its highest level of decision-making authority. Committed fund balances are established and modified by a resolution approved by the board of trustees. Assigned fund balances are intended by the School to be used for specific purposes, but are neither restricted nor committed. Unassigned fund balances are considered the remaining amounts.

When expenditures are incurred for purposes for which both restricted and unrestricted fund balance are available, it is currently the School's policy to use restricted first, then unrestricted fund balance. When expenditures are incurred for purposes for which committed, assigned, and unassigned amounts are available, it is currently the School's policy to use committed first, then assigned, and finally unassigned amounts.

Budgets and Budgetary Accounting

Budgets are adopted on a basis consistent with accounting principles generally accepted in the United States of America. An annual budget is adopted for the General Fund.

The budgetary comparison schedule presents both the original and the final appropriated budgets for the reporting period. The School only has a general fund budget; an original budget was filed and accepted by the Labor, Education, and Community Services Comptroller's Office in June 2021. An amended budget was approved by the board of trustees in January 2022. The budget is required supplementary information.

Use of Estimates

The preparation of financial statements in conformity with accounting principles generally accepted in the United States of America requires management to make estimates and assumptions that affect the reported amounts of assets and liabilities and disclosure of contingent assets and liabilities at the date of the financial statements, and the reported amounts of revenues and expenses during the reporting period. Actual results could differ from those estimates.

Concentration of Credit Risk

Periodically, the School may maintain deposits in excess of the Federal Deposit Insurance Corporation's (FDIC) limit of \$250,000, with financial institutions. At times, cash in bank may exceed FDIC insurable limits.

**GROVER CLEVELAND MASTERY CHARTER SCHOOL
NOTES TO FINANCIAL STATEMENTS
JUNE 30, 2022**

**NOTE 1 BACKGROUND AND SUMMARY OF SIGNIFICANT ACCOUNTING POLICIES
(CONTINUED)**

Significant Accounting Estimates – Self-Insured Claims

The School participates in a self-funded benefit payment plan (the Plan). The Mastery Charter High School is the sponsor of the Plan. The Plan covers eligible employees/members and dependents of the School as defined in the agreement. The School is primarily self-insured, up to certain limits, for employee group health claims. The Plan contains stop-loss insurance, which will reimburse the Plan for amounts of paid claims in excess of \$175,000 on any individual covered by the Plan in the policy year ended June 30, 2022. The stop-loss insurance also provides up to \$1,000,000 of coverage beyond the aggregate annual claims limit of \$21,268,904 for the fiscal year ended June 30, 2022. The annual claims limit is based on the average enrollment of 1,466 covered employees, but is ultimately derived based on the actual covered employees times a monthly claims factor of \$1,209, for each month of the policy period.

During the year ended June 30, 2022, the School paid premiums to Mastery Charter High School based on 1) the Plan's historical claims experience, 2) actual claims for the year ended June 30, 2022, and 3) the estimated claims incurred but not reported. Such estimates were provided by the School's benefits consultant.

The expense under the program was approximately \$21,247,891, which includes the School's portion of \$860,589 for the year ended June 30, 2022.

Cash and Cash Equivalents

The School's cash and cash equivalents is considered to be cash on hand and demand deposits.

Investments

Money market funds are stated at cost

Fair Value

Fair value is defined as the price that would be received to sell an asset or paid to transfer a liability in an orderly transaction between market participants at the measurement date. Observable inputs are developed based on market data obtained from sources independent of the reporting entity. Unobservable inputs are developed based on the best information available about the assumptions market participants would use. The fair value hierarchy categorizes the inputs to valuation techniques used to measure fair value in three levels based on the extent to which inputs used in measuring fair value are observable in the market:

Level 1 – Unadjusted price quotations in active markets/exchanges for identical assets or liabilities.

GROVER CLEVELAND MASTERY CHARTER SCHOOL
NOTES TO FINANCIAL STATEMENTS
JUNE 30, 2022

NOTE 1 BACKGROUND AND SUMMARY OF SIGNIFICANT ACCOUNTING POLICIES
(CONTINUED)

Fair Value (Continued)

Level 2 – Other observable inputs (including, but not limited to, quoted prices for similar assets or liabilities in markets that are active, quoted prices for identical or similar assets or liabilities in markets that are not active, inputs other than quoted prices that are observable for the assets and liabilities (such as interest rates, yield curves, volatilities, loss severities, credit risks and default rates) or other market-corroborated inputs).

Level 3 – Unobservable inputs based on the best information available in the circumstances, to the extent observable inputs are not available.

The hierarchy gives the highest priority to unadjusted quoted prices in active markets for identical assets or liabilities (Level 1 measurements) and the lowest priority to unobservable inputs (Level 3 measurements). Accordingly, the degree of judgment exercised in determining fair value is greatest for assets or liabilities categorized in Level 3. The inputs used to measure fair value may fall into different levels of the fair value hierarchy. In such cases, for disclosure purposes, the fair value hierarchy classification is determined based on the lowest level input that is significant to the fair value measurement in its entirety.

Accounts Receivable

Accounts receivable primarily consist of amounts due from the Pennsylvania Department of Education for federal, state, and local subsidy programs. Accounts receivable are stated at the amount management expects to collect from outstanding balances. As of June 30, 2022, no allowance for doubtful accounts was deemed warranted based on historical experience.

Prepaid Expenses

Prepaid expenses include payments to vendors for services applicable to future accounting periods such as insurance premiums.

Capital Assets

Capital assets, which include property and equipment, are reported in the government-wide financial statements. All capital assets are capitalized at cost and updated for additions and retirements during the period. The School does not possess any infrastructure. Improvements are capitalized; the cost of normal maintenance and repairs that do not add to the value of the asset or materially extend an asset's life are not. Capital assets of the School are depreciated using the straight-line method over the estimated useful lives of the assets except for building improvements which are limited to the shorter of the life of the School's Charter or the estimated useful lives of the improvements. Software costs are depreciated over 36 months using the straight-line method.

GROVER CLEVELAND MASTERY CHARTER SCHOOL
NOTES TO FINANCIAL STATEMENTS
JUNE 30, 2022

NOTE 1 BACKGROUND AND SUMMARY OF SIGNIFICANT ACCOUNTING POLICIES
(CONTINUED)

Pensions

For purposes of measuring the net pension liability, deferred outflows of resources and deferred inflows resources to pensions, and pension expense, information about the fiduciary net position of the Public School Employees' Retirement System (PSERS or the System) and additions to/deductions from PSERS' fiduciary net position have been determined on the same basis as they reported by PSERS. For this purpose, benefit payments (including refunds of employee contributions) are recognized when due and payable in accordance with the benefit terms investments are reported at fair value.

General Information about the Pension Plan

Plan Description

PSERS is a governmental cost-sharing multiemployer defined benefit pension plan that provides retirement benefits to public school employees of the Commonwealth of Pennsylvania. The members eligible to participate in the System include all full-time public school employees, part-time hourly public school employees who render at least 500 hours of service in the school year, and part-time per diem public school employees who render at least 80 days of service in the school year in any of the reporting entities in Pennsylvania. PSERS issues a publicly available financial report that can be obtained at www.psers.pa.gov.

Benefits Provided

PSERS provides retirement, disability, and death benefits. Members are eligible for monthly retirement benefits upon reaching (a) age 62 with at least one year of credited service; (b) age 60 with 30 or more years of credited service; or (c) 35 or more years of service regardless of age. Act 120 of 2010 (Act 120) preserves the benefits of existing members and introduced benefit reductions for individuals who become new members on or after July 1, 2011. Act 120 created two new membership classes, Membership Class T-E (Class T-E) and Membership Class T-F (Class T-F).

To qualify for normal retirement, Class T-E and Class T-F members must work until age 65 with a minimum of three years of service or attain a total combination of age and service that is equal to or greater than 92 with a minimum of 35 years of service. Benefits are generally equal to 2% or 2.5%, depending upon membership class, or the member's final average salary (as defined in the Code) multiplied by the number of years of credited service. For members whose membership started prior to July 1, 2011, after completion of five years of service, a member's right to the defined benefits is vested and early retirement benefits may be elected. For Class T-E and Class T-F members, the right to benefits is vested after 10 years of service.

Participants are eligible for disability retirement benefits after completion of five years of credited service. Such benefits are generally equal to 2% or 2.5%, depending upon membership class, of the member's final average salary (as defined in the Code) multiplied by the number of years of credited service, but not less than one-third of such salary nor greater than the benefit the member would have had at normal retirement age. Members over normal retirement age may apply for disability benefits.

GROVER CLEVELAND MASTERY CHARTER SCHOOL
NOTES TO FINANCIAL STATEMENTS
JUNE 30, 2022

NOTE 1 BACKGROUND AND SUMMARY OF SIGNIFICANT ACCOUNTING POLICIES
(CONTINUED)

Pensions (Continued)

General Information about the Pension Plan (Continued)

Benefits Provided (Continued)

Death benefits are payable upon the death of an active member who has reached age 62 with at least one year of credited service (age 65 with at least three years of credited service for Class T-E and Class T-F members) or who has at least five years of credited service (10 years for Class T-E and Class T-F members). Such benefits are actuarially equivalent to the benefit that would have been effective if the member had retired on the day before death.

Contributions

Member Contributions:

Active members who joined the System prior to July 22, 1983, contribute at 5.25% (Membership Class T-C) or at 6.50% (Membership Class T-D) of the member's qualifying compensation.

Members who joined the System on or after July 22, 1983, and who were active or inactive as of July 1, 2001, contribute at 6.25% (Membership Class T-C) or at 7.50% (Membership Class T-D) of the member's qualifying compensation.

Members who joined the System after June 30, 2001 and before July 1, 2011, contribute at 7.50% (automatic Membership Class T-D). For all new hires and for members who elected Class T-D membership, the higher contribution rates began with service rendered on or after January 1, 2002.

Members who joined the System after June 30, 2011, automatically contribute at the Membership Class T-E rate of 7.5% (base rate) of the member's qualifying compensation. All new hires after June 30, 2011, who elect Class T-F membership, contribute at 10.3% (base rate) of the member's qualifying compensation. Membership Class T-E and Class T-F are affected by a "shared risk" provision in Act 120 of 2010 that in future fiscal years could cause the Membership Class T-E contribution rate to fluctuate between 7.5% and 9.5% and Membership Class T-F contribution rate to fluctuate between 10.3% and 12.3%.

Act 5 of 2017 created additional classes of service (Class T-G, T-H and DC) that reduce the defined benefit formula but add a defined contribution component to the employee benefit. These plans are effective for employees who join PSERS on or after July 1, 2019. Total member contributions between the two plans range from 7.5% to 8.25%, depending on the class selection. The employer contribution to the defined contribution plan ranges from 2% to 2.25%, with the balance of the contractually required PSERS contribution rate paid to the defined benefit plan. The defined contribution component of a PSERS retirement benefit will be based on the amount of contributions made by the member and the School and the investment performance on those contributions. Contributions have the potential to grow based on investment earnings but are not guaranteed against loss in declining investment markets.

GROVER CLEVELAND MASTERY CHARTER SCHOOL
NOTES TO FINANCIAL STATEMENTS
JUNE 30, 2022

NOTE 1 BACKGROUND AND SUMMARY OF SIGNIFICANT ACCOUNTING POLICIES
(CONTINUED)

Pensions (Continued)

General Information about the Pension Plan (Continued)

Contributions (Continued)

Employer Contributions:

The employers contractually required contribution rate for fiscal year ended June 30, 2022 was 33.99% of covered payroll, actuarially determined as an amount that, when combined with employee contributions is expected to finance the cost of benefits earned by employees during the year, with an additional amount to finance any unfunded accrued liability. Contributions to the pension plan from the employer were \$92,000 for the year ended June 30, 2022.

Other Postemployment Benefits

For purposes of measuring the net OPEB liability, deferred outflows of resources and deferred inflows of resources related to OPEB, and OPEB expense, information about the fiduciary net position of the Public School Employees' Retirement System (PSERS) and additions to/deductions from PSERS's fiduciary net position have been determined on the same basis as they are reported by PSERS. For this purpose, benefit payments are recognized when due and payable in accordance with the benefit terms. Investments are reported at fair value.

General Information about the Health Insurance Premium Assistance Program

Health Insurance Premium Assistance Program

PSERS provides Premium Assistance which, is a governmental cost sharing, multiple-employer other postemployment benefit plan (OPEB) for all eligible retirees who qualify and elect to participate. Employer contribution rates for Premium Assistance are established to provide reserves in the Health Insurance Account that are sufficient for the payment of Premium Assistance benefits for each succeeding year.

Premium Assistance Eligibility Criteria

Retirees of the System can participate in the Premium Assistance program if they satisfy the following criteria:

- Have 24½ or more years of service, or
- Are a disability retiree, or
- Have 15 or more years of service and retired after reaching superannuation age, and
- Participate in the HOP or employer-sponsored health insurance program.

GROVER CLEVELAND MASTERY CHARTER SCHOOL
NOTES TO FINANCIAL STATEMENTS
JUNE 30, 2022

NOTE 1 BACKGROUND AND SUMMARY OF SIGNIFICANT ACCOUNTING POLICIES
(CONTINUED)

Other Postemployment Benefits (Continued)

General Information about the Health Insurance Premium Assistance Program
(Continued)

Benefits Provided

Participating eligible retirees are entitled to receive premium assistance payments equal to the lesser of \$100 per month or their out-of-pocket monthly health insurance premium. To receive premium assistance, eligible retirees must obtain their health insurance through either their school employer or the PSERS' Health Options Program. As of June 30, 2021, there were no assumed future benefit increases to participating eligible retirees.

Employer Contributions

The School's contractually required contribution rate for the fiscal year ended June 30, 2022 was 0.80% of covered payroll, actuarially determined as an amount that, when combined with employee contributions, is expected to finance the costs of benefits earned by employees during the year, with an additional amount to finance any unfunded accrued liability. Contributions to the OPEB plan from the School were \$2,000 for the year ended June 30, 2022.

Leases

The School is a lessee for various equipment. The School recognizes a lease liability and an intangible right-to-use lease asset in the government-wide financial statements based on the criteria dictated in GASB Statement No. 87, *Leases*.

At the commencement of a lease, the School initially measures the lease liability at the present value of payments expected to be made during the lease term. Subsequently, the lease liability is reduced by the principal portion of lease payments made. The lease liabilities are reported with the long-term obligations on the statement of net position.

An intangible right-to use lease asset is initially measured as the initial amount of the lease liability adjusted for lease payments made at or before the lease commencement date. The intangible right-to use lease asset is amortized on a straight-line basis over the shorter of the life of the underlying asset or the lease term. The intangible right-to use lease asset is reported with the School's capital assets in its own category called Right-to-Use Lease Assets.

Key estimates and judgements related to leases include how the School determines (1) the discount rate it uses to discount the expected lease payments to present value, (2) lease term, and (3) lease payments.

The School uses the interest rate charged by the lessor as the discount rate. When the interest rate charged by the lessor is not provided, the School is utilizing the treasury bill rate (corresponding to length of lease) in place at the date of implementation (July 1, 2021) along with other risk factors to determine the discount interest rate for leases.

GROVER CLEVELAND MASTERY CHARTER SCHOOL
NOTES TO FINANCIAL STATEMENTS
JUNE 30, 2022

NOTE 1 BACKGROUND AND SUMMARY OF SIGNIFICANT ACCOUNTING POLICIES
(CONTINUED)

Leases (Continued)

The lease terms includes the noncancellable and renewals periods of the lease. Lease payments included in the measurement of the lease liability are composed of fixed payments through the end of the term, which includes any renewal periods.

The School has recognized payments for short-term leases with a lease term of 12 months or less as expenses as incurred, and these leases are not included as lease liabilities or right-to-use lease assets on the statements of net position.

Income Tax Status

The School is exempt from federal income taxes under Section 501(c)(3) of the Internal Revenue Service Code. No provision for income taxes has been established.

Adoption of New Accounting Standards

In June 2017, the Governmental Accounting Standards Board (GASB) issued GASB Statement No. 87, *Leases*. This standard requires the recognition of certain lease assets and liabilities for leases that previously were classified as operating leases and as inflows of resources or outflows of resources recognized based on the payment provisions of the contract. It establishes a single model for lease accounting based on the foundational principle that leases are financings of the right to use an underlying asset. Under this standard, a lessee is required to recognize a lease liability and an intangible right-to-use lease asset, and a lessor is required to recognize a lease receivable and a deferred inflow of resources.

The School adopted the requirements of the guidance effective July 1, 2021 and has applied the provisions of this standard to the beginning of the period of adoption. The adoption of GASB 87 standard did not have any impact on the beginning net position in the financial statements.

GROVER CLEVELAND MASTERY CHARTER SCHOOL
NOTES TO FINANCIAL STATEMENTS
JUNE 30, 2022

NOTE 2 CASH AND INVESTMENTS

Deposits

Custodial credit risk is the risk that in the event of a bank failure, the School's deposits may not be returned to it. As of June 30, 2022, \$5,568,577 of the School's bank balance was exposed to custodial credit risk as follows:

Uninsured and Uncollateralized	\$ 5,568,577
Total Custodial Credit Risk	<u>\$ 5,568,577</u>

Reconciliation to the financial statements:

Custodial Credit Risk from Above	\$ 5,568,577
Plus: Insured Amount	250,000
Less: Outstanding Checks	(61,039)
Plus: Petty Cash	<u>1,000</u>
Total Cash	5,758,538
Investments	<u>100,944</u>
Total Cash and Investments	<u>\$ 5,859,482</u>

Investments

As of June 30, 2022, the School's investments are stated at cost. Investments are comprised of a money market fund and totaled \$100,944 as of June 30, 2022.

GROVER CLEVELAND MASTERY CHARTER SCHOOL
NOTES TO FINANCIAL STATEMENTS
JUNE 30, 2022

NOTE 3 CAPITAL ASSETS

Capital assets are stated at cost. Depreciation and amortization has been calculated on such assets using the straight-line method over the following estimated lives:

Equipment	5 to 10 Years
Furniture	7 Years
Building Improvements	5 Years
Software	3 Years
Right-to-Use Lease Assets	5 Years

Capital asset activity for the period is summarized below:

Description	Balance as Restated July 1, 2021	Deletions	Additions	Balance June 30, 2022
Equipment	\$ 1,130,719	\$ -	\$ -	\$ 1,130,719
Furniture	628,732	-	153,106	781,838
Building Improvements	2,331,952	150,462	115,190	2,296,680
Software	9,316	-	-	9,316
Total	4,100,719	150,462	268,296	4,218,553
Less: Accumulated Depreciation and Amortization	3,068,728	150,462	351,648	3,269,914
Capital Assets, Net	<u>\$ 1,031,991</u>	<u>\$ -</u>	<u>\$ (83,352)</u>	<u>\$ 948,639</u>

Depreciation and amortization expense charged to governmental functions amounted to \$351,648 for the year ended June 30, 2022 and is unallocated.

NOTE 4 REVENUE

Charter schools are funded by the local public school district in which each student resides. The rate per student is determined annually and is based on the budgeted total expenditure per average daily membership of the prior school year for each school district. The majority of the students for the School reside in Philadelphia. For the period ended June 30, 2022, the rate for the School District of Philadelphia was \$10,786 per year for regular education students plus additional funding for special education students. The annual rate is paid monthly by the School District of Philadelphia and is prorated if a student enters or leaves during the year. Total revenue from these sources was \$10,573,683 for the period ended June 30, 2022.

GROVER CLEVELAND MASTERY CHARTER SCHOOL
NOTES TO FINANCIAL STATEMENTS
JUNE 30, 2022

NOTE 5 GOVERNMENT GRANTS AND REIMBURSEMENT PROGRAMS

The School participates in numerous state and federal grant and reimbursement programs, which are governed by various rules and regulations of the grantor agencies. Costs charged to the respective grant programs and reimbursement programs for social security taxes, retirement expense, facility lease expense, and health services are subject to audit and adjustment by the grantor agencies; therefore, to the extent that the School has not complied with the rules and regulations governing the grants and reimbursement programs, refunds of any money received may be required and the collectability of any related receivable at June 30, 2022 may be impaired. In the opinion of the School, there are no significant contingent liabilities relating to compliance with the rules and regulations governing the respective grants; therefore, no provision has been recorded in the accompanying financial statements for such contingencies.

NOTE 6 RETIREMENT PLAN

Effective July 1, 2012, the School was part of the Mastery Charter School 403(b) Retirement Plan, a multiple employer defined contribution plan under Section 403(b) of the Internal Revenue Code, which employees of the School can elect to contribute. Employees, who do not participate in the PSERS retirement plan, can contribute up to 5% of their qualified compensation, with the School matching up to 5% of their qualified compensation. Employees who participate in the PSERS retirement plan can also participate in the 403(b) plan, but these 403(b) contributions are not matched by the School. The School's contributions to the Plan for the period ended June 30, 2022 was \$236,574.

Employees are immediately vested in their own contributions and earnings on those contributions. Employees become vested in School contributions and earnings on School contributions after one year of service. Nonvested contributions are forfeited upon termination of employment and such forfeitures are used to pay a portion of the Plan's administrative expenses.

The School owed \$27,039 to the Plan at June 30, 2022.

NOTE 7 PENSION LIABILITIES, PENSION EXPENSE, DEFERRED OUTFLOWS OF RESOURCES, AND DEFERRED INFLOWS OF RESOURCES RELATED TO PENSIONS

At June 30, 2022, the School reported a liability of \$1,191,000 for its proportionate share of net pension liability for the PSERS Plan. The net pension liability was measured as of June 30, 2021, and the total pension liability used to calculate the net pension liability was determined by rolling forward the System's total pension liability as of June 30, 2020 to June 30, 2021. The employer's proportion of the net pension liability was calculated utilizing the School's one-year reported covered payroll as it relates to the total one-year reported covered payroll. At June 30, 2022, the School's proportion was 0.0029%, which was a decrease of 0.0012% from its proportion measured as of June 30, 2021.

GROVER CLEVELAND MASTERY CHARTER SCHOOL
NOTES TO FINANCIAL STATEMENTS
JUNE 30, 2022

NOTE 7 PENSION LIABILITIES, PENSION EXPENSE, DEFERRED OUTFLOWS OF RESOURCES, AND DEFERRED INFLOWS OF RESOURCES RELATED TO PENSIONS (CONTINUED)

For the year ended June 30, 2022, the employer recognized pension credit of (\$511,000). At June 30, 2022, the employer reported deferred outflows of resources and deferred inflows of resources related to pensions from the following sources:

	<u>Deferred Outflows of Resources</u>	<u>Deferred Inflows of Resources</u>
Difference Between Expected and Actual Experience	\$ 1,000	\$ (16,000)
Net Difference Between Projected and Actual Investment Earnings	-	(189,000)
Changes in Assumptions	58,000	-
Changes in Proportions	-	-
Difference Between Employer Contributions and Proportionate Share of Total Contributions	48,000	(634,000)
Contributions Subsequent to the Measurement Date	-	(40,225)
	92,000	-
Total	<u>\$ 199,000</u>	<u>\$ (879,225)</u>

The amount of \$92,000 reported as deferred outflows of resources related to pensions resulting from employer contributions subsequent to the measurement date will be recognized as a reduction of the net pension liability in the year ended June 30, 2023. Other amounts reported as deferred outflows of resources and deferred inflows of resources related to pensions will be recognized in pension expense as follows:

<u>Year Ending June 30,</u>	<u>Amount</u>
2023	\$ (374,937)
2024	(158,826)
2025	(176,711)
2026	(61,751)
Total	<u>\$ (772,225)</u>

**GROVER CLEVELAND MASTERY CHARTER SCHOOL
NOTES TO FINANCIAL STATEMENTS
JUNE 30, 2022**

NOTE 7 PENSION LIABILITIES, PENSION EXPENSE, DEFERRED OUTFLOWS OF RESOURCES, AND DEFERRED INFLOWS OF RESOURCES RELATED TO PENSIONS (CONTINUED)

Actuarial Assumptions

The total pension liability as of June 30, 2021 was determined by rolling forward the System's total pension liability as of the June 30, 2020 actuarial valuation to June 30, 2021 using the following actuarial assumptions, applied to all periods included in the measurement:

- Actuarial Cost Method – Entry Age Normal – Level % of Pay
- Investment Return – The investment rate of return was 7.00%, including inflation at 2.50%.
- Salary Increases – Effective average of 4.50%, comprised of inflation of 2.50% and 2.00% for real wage growth and for merit or seniority increases.
- Mortality rates were based on a blend of 50% PubT-2010 and 50% PubG-2010 Retiree Tables for Males and Females, adjusted to reflect PSERS' experience and projected using a modified version of the MP-2020 Improvement Scale.

The actuarial assumptions used in the June 30, 2021, valuation were based on the experience study that was performed for the five-year period ending June 30, 2020.

The long-term expected rate of return on pension plan investments was determined using a building-block method in which best estimate ranges of expected future rates of return (expected returns, net of pension plan investment expense and inflation) are developed for each major asset class. These ranges are combined to produce the long-term expected rate of return by weighting the expected future real rates of return by the target asset allocation percentage and by adding expected inflation.

The pension plan's policy in regard to the allocation of invested plan assets is established and may be amended by the PSERS board. Plan assets are managed with a long-term objective of achieving and maintaining a fully funded status for the benefits provided through the pension.

GROVER CLEVELAND MASTERY CHARTER SCHOOL
NOTES TO FINANCIAL STATEMENTS
JUNE 30, 2022

NOTE 7 PENSION LIABILITIES, PENSION EXPENSE, DEFERRED OUTFLOWS OF RESOURCES, AND DEFERRED INFLOWS OF RESOURCES RELATED TO PENSIONS (CONTINUED)

Actuarial Assumptions (Continued)

Asset Class	Target Allocation	Long-Term Expected Real Rate of Return
Global Public Equity	27.0 %	5.2 %
Private Equity	12.0 %	7.3
Fixed Income	35.0 %	1.8
Commodities	10.0 %	2.0
Absolute Return	8.0 %	3.1
Infrastructure/MLPs	8.0 %	5.1
Real Estate	10.0 %	4.7
Cash	3.0 %	0.1
Leverage	(13.0)%	0.1
Total	<u>100 %</u>	

The above was the PSERS board's adopted asset allocation policy and best estimates of geometric real rates of return for each major asset class as of June 30, 2021.

Discount Rate

The discount rate used to measure the total pension liability was 7.00%. The projections of cash flows used to determine the discount rate assumed that contributions from Plan members will be made at the current contribution rate and that contributions from employers will be made contractually required rates, actuarially determined. Based on those assumptions, the pension plan's fiduciary net asset position was projected to be available to make all projected future benefit payments of current Plan members. Therefore, the long-term expected rate of return on pension plan investments was applied to all periods of projected benefit payments to determine the total pension liability.

GROVER CLEVELAND MASTERY CHARTER SCHOOL
NOTES TO FINANCIAL STATEMENTS
JUNE 30, 2022

NOTE 7 PENSION LIABILITIES, PENSION EXPENSE, DEFERRED OUTFLOWS OF RESOURCES, AND DEFERRED INFLOWS OF RESOURCES RELATED TO PENSIONS (CONTINUED)

Sensitivity of the Employer's Proportionate Share of the Net Pension Liability to Changes in the Discount Rate

The following presents the net pension liability, calculated using the discount rate of 7.00%, as well as what the net pension liability would be if it were calculated using a discount rate that is 1 percentage point lower (6.00%), or 1 percentage point higher (8.00%) than the current rate (in thousands):

	1% Decrease 6.00%	Current Discount Rate 7.00%	1% Increase 8.00%
Employer's Proportionate Share of the Net Pension Liability	\$ 1,563	\$ 1,191	\$ 877

Pension Plan Fiduciary Net Position

Detailed information about PSERS' fiduciary net position is available in PSERS Comprehensive Annual Financial Report which can be found on the System's website at www.psers.pa.gov.

NOTE 8 OTHER POSTEMPLOYMENT BENEFITS, BENEFIT EXPENSE, DEFERRED OUTFLOWS OF RESOURCES, AND DEFERRED INFLOWS OF RESOURCES RELATED TO OTHER POSTEMPLOYMENT BENEFITS

At June 30, 2022, the School reported a liability of \$68,000 for its proportionate share of the net OPEB liability. The net OPEB liability was measured as of June 30, 2021, and the total OPEB liability used to calculate the net OPEB liability was determined by rolling forward the System's total OPEB liability as of June 30, 2020 to June 30, 2021. The School's proportion of the net OPEB liability was calculated utilizing the employer's one-year reported covered payroll as it relates to the total one-year reported covered payroll. At June 30, 2022, the School's proportion was 0.0029%, which was a decrease of 0.0012% from its proportion measured as of June 30, 2021.

GROVER CLEVELAND MASTERY CHARTER SCHOOL
NOTES TO FINANCIAL STATEMENTS
JUNE 30, 2022

NOTE 8 OTHER POSTEMPLOYMENT BENEFITS, BENEFIT EXPENSE, DEFERRED OUTFLOWS OF RESOURCES, AND DEFERRED INFLOWS OF RESOURCES RELATED TO OTHER POSTEMPLOYMENT BENEFITS (CONTINUED)

For the year ended June 30, 2022, the School recognized OPEB credit of \$11,000. At June 30, 2022, the School reported deferred outflows of resources and deferred inflows of resources related to OPEB from the following sources:

	<u>Deferred Outflows of Resources</u>	<u>Deferred Inflows of Resources</u>
Difference Between Expected and Actual Experience	\$ 1,000	\$ -
Changes in Assumptions	7,000	(1,000)
Changes in Proportions	3,000	(63,000)
Difference Between Employer Contributions and Proportionate Share of Total Contributions	856	-
Contributions Subsequent to the Measurement Date	2,000	-
Total	<u>\$ 13,856</u>	<u>\$ (64,000)</u>

The amount of \$2,000 reported as deferred outflows of resources related to OPEB resulting from School contributions subsequent to the measurement date will be recognized as a reduction of the net OPEB liability in the year ended June 30, 2023. Other amounts reported as deferred outflows of resources and deferred inflows of resources related to OPEB will be recognized in OPEB expense as follows:

<u>Year Ending June 30.</u>	<u>Amount</u>
2023	\$ (14,012)
2024	(14,894)
2025	(11,988)
2026	(6,631)
2027	(1,901)
Thereafter	(2,718)
Total	<u>\$ (52,144)</u>

Actuarial Assumptions and Other Inputs

The total OPEB liability as of June 30, 2021, was determined by rolling forward the PSERS total OPEB liability as of June 30, 2020, to June 30, 2021, using the following actuarial assumptions, applied to all periods included in the measurement:

- Actuarial cost method was entry age normal, level percent of pay.
- Investment return – 2.18% - S&P 20 Year Municipal Bond Rate.
- Effective average salary growth of 4.5%, comprising 2.50% for inflation and 2.00% for real wage growth and for merit and seniority increases.

**GROVER CLEVELAND MASTERY CHARTER SCHOOL
NOTES TO FINANCIAL STATEMENTS
JUNE 30, 2022**

NOTE 8 OTHER POSTEMPLOYMENT BENEFITS, BENEFIT EXPENSE, DEFERRED OUTFLOWS OF RESOURCES, AND DEFERRED INFLOWS OF RESOURCES RELATED TO OTHER POSTEMPLOYMENT BENEFITS (CONTINUED)

Actuarial Assumptions and Other Inputs (Continued)

- Premium Assistance reimbursement benefits capped at \$1,200 per year.
- Assumed healthcare cost trends were applied to retirees with less than \$1,200 in premium assistance per year.
- Mortality rates were based on a blend of 50% PubT-2010 and 50% PubG-2010 Retiree Tables for Males and Females, adjusted to reflect PSERS' experience and projected using a modified version of the MP-2020 Improvement Scale.
- Participation rate:
 - Eligible retirees will elect to participate pre-age 65 at 50%,
 - Eligible retirees will elect to participate post-age 65 at 70%.

The actuarial assumptions used in the June 30, 2020, valuation were based on the results of an actuarial experience study that was performed for the five year the period ending June 30, 2015.

The following assumptions were used to determine the contribution rate:

- The results of the actuarial valuation as of June 30, 2019, determined the employer contribution rate for fiscal year 2021.
- Cost method was developed using the amount necessary to assure solvency of Premium Assistance through the third fiscal year after the valuation date.
- Asset valuation method was market value.
- Participation rate assumed that 63% of eligible retirees will elect premium assistance.
- Mortality Tables for Males and Females, adjusted to reflect PSERS' experience and projected using a modified version of the MP-2015 Mortality Improvement Scale.

Investments consist primarily of short-term assets designed to protect the principal of the plan assets. The expected rate of return on OPEB plan investments was determined using the OPEB asset allocation policy and best estimates of geometric real rates of return for each asset class.

GROVER CLEVELAND MASTERY CHARTER SCHOOL
NOTES TO FINANCIAL STATEMENTS
JUNE 30, 2022

NOTE 8 OTHER POSTEMPLOYMENT BENEFITS, BENEFIT EXPENSE, DEFERRED OUTFLOWS OF RESOURCES ,AND DEFERRED INFLOWS OF RESOURCES RELATED TO OTHER POSTEMPLOYMENT BENEFITS (CONTINUED)

Actuarial Assumptions and Other Inputs (Continued)

The OPEB plan's policy with regard to the allocation of invested plan assets is established and may be amended by the PSERS board. Under the program, as defined in the retirement code, employer contribution rates for Premium Assistance are established to provide reserves in the Health Insurance Account that are sufficient for the payment of premium assistance benefits for each succeeding year. Following is the PSERS board's adopted asset allocation policy and best estimates of geometric real rates of return for each major asset class, as of June 30, 2021.

Asset Class	Target Allocation	Long-Term Expected Real Rate of Return
Cash	79.8 %	0.10 %
U.S. Core Fixed Income	17.5	0.70
Non-U.S. Developed Fixed	2.7	(0.30)
Total	100.0 %	

Discount Rate

The discount rate used to measure the total OPEB liability was 2.18% at June 30, 2021. Under the plan's funding policy, contributions are structured for short-term funding of Premium Assistance. The funding policy sets contribution rates necessary to assure solvency of Premium Assistance through the third fiscal year after the actuarial valuation date. The Premium Assistance account is funded to establish reserves that are sufficient for the payment of Premium Assistance benefits for each succeeding year. Due to the short-term funding policy, the OPEB plan's fiduciary net position was not projected to be sufficient to meet projected future benefit payments; therefore, the plan is considered to be a pay-as-you-go plan. A discount rate of 2.18%, which represents the S&P 20-year Municipal Bond Rate at June 30, 2021, was applied to all projected benefit payments to measure the total OPEB liability.

Sensitivity of the System Net OPEB Liability to Change in Healthcare Cost Trend Rates

Healthcare cost trends were applied to retirees receiving less than \$1,200 in annual Premium Assistance. As of June 30, 2021, retirees Premium Assistance benefits are not subject to future healthcare cost increases. The annual Premium Assistance reimbursement for qualifying retirees is capped at a maximum of \$1,200. As of June 30, 2021, 93,392 retirees were receiving the maximum amount allowed of \$1,200 per year and 611 members were receiving less than the maximum amount allowed of \$1,200 per year. The actual number of retirees receiving less than the \$1,200 per year cap is a small percentage of the total population and has a minimal impact on Healthcare Cost Trends as depicted below.

GROVER CLEVELAND MASTERY CHARTER SCHOOL
NOTES TO FINANCIAL STATEMENTS
JUNE 30, 2022

NOTE 8 OTHER POSTEMPLOYMENT BENEFITS, BENEFIT EXPENSE, DEFERRED OUTFLOWS OF RESOURCES, AND DEFERRED INFLOWS OF RESOURCES RELATED TO OTHER POSTEMPLOYMENT BENEFITS (CONTINUED)

Sensitivity of the System Net OPEB Liability to Change in Healthcare Cost Trend Rates (Continued)

The following presents the School's share of the Premium Assistance net OPEB liability at June 30, 2022, calculated using Healthcare Cost Trends as well as what the System net OPEB liability would be if the Healthcare Cost Trends were 1 percentage point lower or 1 percentage point higher than the current rate:

Sensitivity of the Premium Assistance Net OPEB Liability to Changes in the Healthcare Cost Trend Rate (in Thousands)		
1% Decrease	Healthcare Cost Trend Current Rate	1% Increase
\$ 68	\$ 68	\$ 68

Sensitivity of the School's Proportionate Share of the Net OPEB Liability to Changes in the Discount Rate

The following presents the net OPEB liability, calculated using the discount rate of 2.18%, as well as what the net OPEB liability would be if it were calculated using a discount rate that is 1 percentage point lower (1.18%) or one percentage point higher (3.18%) than the current rate (2.18%).

Sensitivity of the Premium Assistance Net OPEB Liability to Changes in the Discount Rate (in Thousands)		
1% Decrease 1.18%	Current Rate 2.18%	1% Increase 3.18%
\$ 78	\$ 68	\$ 60

OPEB Plan Fiduciary Net Position

Detailed information about PSERS' fiduciary net position is available in the PSERS Comprehensive Annual Financial Report which can be found on the System's website at www.psers.pa.gov.

NOTE 9 RISK MANAGEMENT

The School is exposed to various risks of loss related to torts: theft of, damage to, and destruction of assets; errors and omissions; injuries to employees; and natural disasters. The School carries commercial insurance for such risks. Settled claims resulting from these risks have not exceeded commercial insurance coverage for the last three years.

GROVER CLEVELAND MASTERY CHARTER SCHOOL
NOTES TO FINANCIAL STATEMENTS
JUNE 30, 2022

NOTE 10 MANAGEMENT AGREEMENT

The Mastery Schools use the Network Support Team (NST) for their educational, administrative, and financial services. The NST is a proprietary fund that is included in the total activities of the Mastery Charter High School.

As of July 1, 2021, the School entered into a one-year agreement with the Mastery Charter High School to provide educational, administrative, finance, and other back-office services. As a result of common usage of the NST, the Mastery Schools are considered related parties (see Note 11). The NST management fee is 10% of the per-pupil funding received from the local school district by each school. The total fee was \$1,057,368 for the year ended June 30, 2022. The management agreement also provides for technology subscription services. The subscription fee is set annually based on the technology deployed at each school. The technology subscription fee was \$200,000 for the year ended June 30, 2022. Unless specified notice is given, the management agreement renews each year during the term of the School's charter.

NOTE 11 RELATED PARTY TRANSACTIONS

Mastery Charter High School, Mastery Charter School – Shoemaker Campus, Mastery Charter School – Thomas Campus, Mastery Charter School – Pickett Campus, Mastery Charter School – Harrity Elementary, Mastery Charter School – Mann Elementary, Mastery Charter School – Smedley Elementary, Hardy Williams Academy Charter School, Mastery Charter School – Gratz Elementary, Mastery Charter School – Clymer Elementary, Francis D. Pastorius Mastery Charter School, Frederick Douglass Mastery Charter School, Mastery Charter School – John Wister Elementary, and Mastery Prep Elementary Charter School are considered related parties as a result of common members of the boards, the management of the schools, and common usage of the NST (see Note 10).

The following represents amounts due to and from related parties as of June 30, 2022:

	Due from (Receivable)	Due to (Payable)
Due To/From Other Governmental Entities (all Schools)	<u>\$ -</u>	<u>\$ 1,695</u>

GROVER CLEVELAND MASTERY CHARTER SCHOOL
NOTES TO FINANCIAL STATEMENTS
JUNE 30, 2022

NOTE 12 NEWLY ADOPTED STATEMENTS ISSUED BY THE GOVERNMENTAL ACCOUNTING STANDARDS BOARD

In June 2018, the GASB issued Statement No. 89, *Accounting for Interest Cost Incurred before the End of a Construction Period*, which is effective for fiscal years beginning after December 15, 2020. The objectives of this Statement are (1) to enhance the relevance and comparability of information about capital assets and the cost of borrowing for a reporting period and (2) to simplify accounting for interest cost incurred before the end of a construction period. The School adopted Statement No. 89 and determined the standard did not have any impact on its financial statements.

In January 2020, the GASB issued Statement No. 92, *Omnibus 2020*, which is effective for fiscal years beginning after June 15, 2021. This statement enhances comparability in accounting and financial reporting and to improve the consistency of authoritative literature by addressing practice issues that have been identified during implementation and application of certain GASB Statements. The School adopted Statement No. 92 and determined the standard did not have any impact on its financial statements.

In June 2020, the GASB issued Statement No. 97, *Certain Component Unit Criteria, and Accounting and Financial Reporting for Internal Revenue Code Section 457 Deferred Compensation Plans – An Amendment of GASB Statements No. 14 and No. 84, and a Supersession of GASB Statement No. 32*. The primary objectives of this Statement are to (1) increase consistency and comparability related to the reporting of fiduciary component units in circumstances in which a potential component unit does not have a governing board and the primary government performs the duties that a governing board typically would perform; (2) mitigate costs associated with the reporting of certain defined contribution pension plans, defined contribution other postemployment benefit (OPEB) plans, and employee benefit plans other than pension plans or OPEB plans (other employee benefit plans) as fiduciary component units in fiduciary fund financial statements; and (3) enhance the relevance, consistency, and comparability of the accounting and financial reporting for Internal Revenue Code (IRC) Section 457 deferred compensation plans (Section 457 plans) that meet the definition of a pension plan and for benefits provided through those plans. The requirements in (1) paragraph 4 of this Statement as it applies to defined contribution pension plans, defined contribution OPEB plans, and other employee benefit plans and (2) paragraph 5 of this Statement are effective immediately. The requirements in paragraphs 6–9 of this Statement are effective for fiscal years beginning after June 15, 2021. The School adopted Statement No. 97 and determined the standard did not have any impact on its financial statements.

In October 2021, the GASB issued Statement No. 98, *The Annual Comprehensive Financial Report*. This statement establishes the term “annual comprehensive financial report” and its acronym “ACFR.” That new term and acronym replace instances of “comprehensive annual financial report” and its acronym. The School adopted Statement No. 97 and determined the standard did not have any impact on its financial statements.

**GROVER CLEVELAND MASTERY CHARTER SCHOOL
NOTES TO FINANCIAL STATEMENTS
JUNE 30, 2022**

NOTE 13 CONTINGENCIES

The School is sometimes subject to litigation or the threat of litigation in the ordinary course of its business. In accordance with accounting principles generally accepted in the United States of America, the School recognizes such contingencies in the financial statements when it is both probable that a material liability has been incurred and the amount can be reasonably estimated.

GROVER CLEVELAND MASTERY CHARTER SCHOOL
SCHEDULE OF REVENUES, EXPENDITURES, AND CHANGES IN FUND BALANCE
BUDGET AND ACTUAL – GENERAL FUND
(UNAUDITED)
YEAR ENDED JUNE 30, 2022

	Budgeted Amounts		Actual	Over (Under) Final Budget
	Original	Final	Amounts	
REVENUES				
Local Educational Agencies	\$ 10,889,000	\$ 10,672,000	\$ 10,573,683	\$ (98,317)
State Sources	74,000	74,000	95,588	21,588
Federal Sources	3,598,000	3,947,000	4,034,808	87,808
Other Grants and Contributions	-	33,000	1,119	(31,881)
Other Local Sources	61,000	85,000	141,556	56,556
Interest	-	-	10,473	10,473
Total Revenues	14,622,000	14,811,000	14,857,227	46,227
EXPENDITURES				
Instruction	5,364,000	5,189,000	5,278,568	89,568
Special Education	3,318,000	3,553,000	3,817,077	264,077
Student Support Services	855,000	849,000	892,993	43,993
Instruction Support Services	18,000	53,000	-	(53,000)
Administration Support	1,807,000	1,849,000	1,896,536	47,536
Business Support	-	-	198,843	198,843
Pupil Health	333,000	333,000	64,500	(268,500)
Transportation	-	-	313	313
Operations and Maintenance	2,318,000	1,935,000	955,242	(979,758)
Other Support Services	109,000	120,000	132,906	12,906
Food Services	445,000	400,000	348,907	(51,093)
Student Activities	55,000	30,000	30,465	465
Total Expenditures	14,622,000	14,311,000	13,616,350	(694,650)
NET CHANGE IN FUND BALANCE	<u>\$ -</u>	<u>\$ 500,000</u>	1,240,877	<u>\$ 740,877</u>
Fund Balance - Beginning of Year			<u>3,186,266</u>	
FUND BALANCE - END OF YEAR			<u>\$ 4,427,143</u>	

**GROVER CLEVELAND MASTERY CHARTER SCHOOL
SCHEDULES OF PROPORTIONATE SHARE OF
PSERS NET PENSION LIABILITY AND CONTRIBUTIONS
(UNAUDITED)**

Schedule of Proportionate Share of PSERS Net Pension Liability (NPL)
PSERS Measurement Date (Unaudited)
(in Thousands)

Measurement Date	PSERS Net Pension Liability		School's Covered Payroll	School's Proportionate Share of NPL as a Percent of Covered Payroll	PSERS Fiduciary Net Position as a Percent of Total Pension Liability
	School's Proportion	School's Proportion Share			
June 30, 2014	0.0068%	\$ 2,691	\$ 865	311%	57.20%
June 30, 2015	0.0091%	3,942	1,168	338%	54.40%
June 30, 2016	0.0080%	3,959	1,032	384%	50.14%
June 30, 2017	0.0076%	3,754	1,017	369%	51.84%
June 30, 2018	0.0056%	2,688	759	354%	54.00%
June 30, 2019	0.0039%	1,825	532	343%	55.66%
June 30, 2020	0.0041%	2,019	451	448%	54.32%
June 30, 2021	0.0029%	1,191	574	208%	63.67%

PSERS Schedule of Contributions (Unaudited)
(in Thousands)

Fiscal Year	Contractually Required Contributions	Contributions Recognized by PSERS	Contribution Deficiency (Excess)	Covered Payroll	Contributions as a Percent of Covered Payroll
2014/15	\$ 216	\$ 216	\$ -	\$ 1,168	18.49%
2015/16	245	245	-	1,032	23.74%
2016/17	277	277	-	1,017	27.24%
2017/18	251	251	-	759	33.07%
2018/19	194	194	-	532	36.47%
2019/20	151	151	-	451	33.48%
2020/21	191	191	-	574	33.28%
2021/22	92	92	-	245	37.55%

**GROVER CLEVELAND MASTERY CHARTER SCHOOL
SCHEDULES OF PROPORTIONATE SHARE OF
PSERS NET OPEB LIABILITY AND CONTRIBUTIONS
(UNAUDITED)**

Schedule of Proportionate Share of PSERS Net OPEB Liability
PSERS Measurement Date (Unaudited)
(in Thousands)

Measurement Date	PSERS Net OPEB Liability		School's Covered Payroll	School's Proportionate Share of Net OPEB Liability as a Percentage of Covered Payroll	PSERS Fiduciary Net Position as a Percentage of Total OPEB Liability
	School's Proportion	School's Proportionate Share			
June 30, 2017	0.0076%	\$ 155	\$ 1,017	15.2%	5.73%
June 30, 2018	0.0056%	117	759	15.4%	5.56%
June 30, 2019	0.0039%	83	532	15.6%	5.56%
June 30, 2020	0.0041%	89	451	19.7%	5.69%
June 30, 2021	0.0029%	68	574	11.8%	5.30%

PSERS OPEB Schedule of Contributions (Unaudited)
(in Thousands)

Fiscal Year	Contractually Required Contributions	Contributions Recognized by PSERS in FY	Contribution Deficiency (Excess)	Covered Payroll	Contributions as a Percent of Covered Payroll
2017/18	\$ 7	\$ 7	\$ -	\$ 759	0.92%
2018/19	5	5	-	532	0.94%
2019/20	4	4	-	451	0.89%
2020/21	5	5	-	574	0.87%
2021/22	2	2	-	245	0.82%

**GROVER CLEVELAND MASTERY CHARTER SCHOOL
SCHEDULE OF EXPENDITURES OF FEDERAL AWARDS
YEAR ENDED JUNE 30, 2022**

Federal Grantor Pass-Through Grantor Program Title	Source Code	Federal Assistance Listing Number	Pass-Through Grantor's Number	Grant Period Beginning/ Ending Date	Grant Amount	Amount (Deferred) Revenue at July 1, 2021	Total Received for the Year	Federal Expenditures	Accrued (Deferred) Revenue at June 30, 2022
U.S. Department of Education									
Pass-Through Pennsylvania Department of Education:									
Title I - Improving Basic Programs	I	84.010	013 221127	7/7/21 - 9/30/22	\$ 685,781	\$ -	\$ 685,781	\$ 685,781	\$ -
Title II - Improving Teacher Quality	I	84.367	020 221127	7/7/21 - 9/30/22	47,698	-	47,698	47,698	-
Title IV - Student Support and Academic Enrichment	I	84.424	144 221127	7/7/21 - 9/30/22	50,256	-	50,226	50,256	30
COVID-19 Education Stabilization Fund:									
COVID-19 Elementary and Secondary School Emergency Relief Fund	I	84.425D	200 201127	3/13/20 - 9/30/22	527,490	(51,626)	249,864	301,490	-
COVID-19 Elementary and Secondary School Emergency Relief Fund II	I	84.425D	200 211127	3/13/20 - 9/30/23	2,467,780	-	1,893,878	2,068,622	174,744
COVID-19 American Rescue Plan - Elementary and Secondary School Emergency Relief	I	84.425U	223 221127	3/13/20 - 9/30/24	4,991,604	-	272,269	-	(272,269)
COVID-19 American Rescue Plan - Elementary and Secondary School Emergency Relief 7%	I	84.425U	225 211127	3/13/20 - 9/30/24	387,959	-	77,592	85,078	7,486
COVID-19 American Rescue Plan - Elementary and Secondary School Emergency Relief Homeless Children and Youth	I	84.425W	181 212239	7/1/21 - 9/30/24	20,061	-	1,543	10,488	8,945
Total COVID-19 Education Stabilization Fund						(51,626)	2,495,146	2,465,678	(81,094)
Pass-Through School District of Philadelphia:									
Individuals w/Disabilities Education Act- Part B	I	84.027	N/A	7/1/20 - 6/30/21	166,976	166,976	166,976	-	-
Individuals w/Disabilities Education Act- Part B	I	84.027	N/A	7/1/21 - 6/30/22	195,637	-	-	195,637	195,637
Total U.S. Department of Education						115,350	3,445,827	3,445,050	114,573
U.S. Department of Agriculture									
Child Nutrition Cluster:									
Pass-Through Pennsylvania Department of Education:									
Food and Nutrition Services - School Breakfast Program	I	10.553	N/A	7/1/20 - 6/30/21	110,184	13,074	13,074	-	-
Food and Nutrition Services - School Lunch Program	I	10.555	N/A	7/1/20 - 6/30/21	175,511	20,826	20,826	-	-
Food and Nutrition Services - School Breakfast Program	I	10.553	N/A	7/1/21 - 6/30/22	189,821	-	166,350	189,821	23,471
Food and Nutrition Services - School Lunch Program	I	10.555	N/A	7/1/21 - 6/30/22	356,780	-	305,854	356,780	50,926
Food and Nutrition Services - School Lunch Program Supply Chain Assistance	I	10.555	N/A	7/1/21 - 6/30/22	18,624	-	18,624	18,624	-
Food and Nutrition Services - School Lunch Program Emergency Operating Costs	I	10.555	N/A	7/1/21 - 6/30/22	1,996	-	1,996	1,996	-
Pass-Through Pennsylvania Department of Agriculture:									
Food and Nutrition Services - School Lunch Program - Donated Commodities	I	10.555	N/A	7/1/21 - 6/30/22	21,923	-	21,923	21,923	-
Total Child Nutrition Cluster						33,900	548,647	589,144	74,397
Pass-Through Pennsylvania Department of Education:									
Food and Nutrition Services - State Pandemic Electronic Benefit Transfer Administrative Costs Grant	I	10.649	N/A	7/1/21 - 6/30/22	614	-	614	614	-
Total U.S. Department of Agriculture						33,900	549,261	589,758	74,397
Total Expenditures of Federal Awards						\$ 149,250	\$ 3,995,088	\$ 4,034,808	\$ 188,970

D - Direct Funding
I - Indirect Funding

Note: There were no awards passed through to subrecipients.

See accompanying Notes to Schedule of Expenditures of Federal Awards.

**GROVER CLEVELAND MASTERY CHARTER SCHOOL
NOTES TO SCHEDULE OF EXPENDITURES OF FEDERAL AWARDS
JUNE 30, 2022**

NOTE 1 GENERAL INFORMATION

The accompanying schedule of expenditures of federal awards presents the activities of the federal financial assistance programs of Mastery Grover Cleveland Mastery Charter School (the School). Financial awards received directly from federal agencies, as well as financial assistance passed through other governmental agencies or nonprofit organizations, are included in the schedule.

NOTE 2 BASIS OF PRESENTATION

The accompanying schedule of expenditures of federal awards includes the federal grant activity of the School and is presented on the accrual basis of accounting. The information in this schedule is presented in accordance with the requirements of Title 2 U.S. *Code of Federal Regulations* Part 200, *Uniform Administrative Requirements, Cost Principles, and Audit Requirements for Federal Awards*.

NOTE 3 RELATIONSHIP TO FINANCIAL STATEMENTS

The schedule of expenditures of federal awards presents only a selected portion of the activities of the School. It is not intended to, nor does it, present either the balance sheet, revenue, expenditures, or changes in fund balances of governmental funds. The financial activity for the aforementioned awards is reported in the School's statement of activities and statement of revenue, expenditures, and changes in fund balance – governmental funds.

NOTE 4 INDIRECT COST RATE

Grover Cleveland Mastery Charter School has elected not to use the 10 percent de minimis indirect cost rate allowed under the Uniform Guidance.



**INDEPENDENT AUDITORS' REPORT ON INTERNAL CONTROL OVER
FINANCIAL REPORTING AND ON COMPLIANCE AND OTHER MATTERS
BASED ON AN AUDIT OF FINANCIAL STATEMENTS PERFORMED IN
ACCORDANCE WITH *GOVERNMENT AUDITING STANDARDS***

Board of Trustees
Grover Cleveland Mastery Charter School
Philadelphia, Pennsylvania

We have audited, in accordance with the auditing standards generally accepted in the United States of America and the standards applicable to financial audits contained in *Government Auditing Standards* issued by the Comptroller General of the United States, the financial statements of the governmental activities and the general fund of Grover Cleveland Mastery Charter School, for the year then ended June 30, 2022, and the related notes to the financial statements, which collectively comprise Grover Cleveland Mastery Charter School's basic financial statements, and have issued our report thereon dated November 29, 2022.

Report on Internal Control Over Financial Reporting

In planning and performing our audit of the financial statements, we considered Grover Cleveland Mastery Charter School's internal control over financial reporting (internal control) as a basis for designing audit procedures that are appropriate in the circumstances for the purpose of expressing our opinions on the financial statements, but not for the purpose of expressing an opinion on the effectiveness of Grover Cleveland Mastery Charter School's internal control. Accordingly, we do not express an opinion on the effectiveness of Grover Cleveland Mastery Charter School's internal control.

A *deficiency in internal control* exists when the design or operation of a control does not allow management or employees, in the normal course of performing their assigned functions, to prevent, or detect and correct, misstatements on a timely basis. A *material weakness* is a deficiency, or a combination of deficiencies, in internal control, such that there is a reasonable possibility that a material misstatement of the entity's financial statements will not be prevented, or detected and corrected on a timely basis. A *significant deficiency* is a deficiency, or a combination of deficiencies, in internal control that is less severe than a material weakness, yet important enough to merit attention by those charged with governance.


Our consideration of internal control was for the limited purpose described in the first paragraph of this section and was not designed to identify all deficiencies in internal control that might be material weaknesses or significant deficiencies. Given these limitations, during our audit we did not identify any deficiencies in internal control that we consider to be material weaknesses. However, material weaknesses or significant deficiencies may exist that were not identified.

Report on Compliance and Other Matters

As part of obtaining reasonable assurance about whether Grover Cleveland Mastery Charter School's financial statements are free from material misstatement, we performed tests of its compliance with certain provisions of laws, regulations, contracts, and grant agreements, noncompliance with which could have a direct and material effect on the financial statements. However, providing an opinion on compliance with those provisions was not an objective of our audit, and accordingly, we do not express such an opinion. The results of our tests disclosed no instances of noncompliance or other matters that are required to be reported under *Government Auditing Standards*.

Purpose of this Report

The purpose of this report is solely to describe the scope of our testing of internal control and compliance and the results of that testing, and not to provide an opinion on the effectiveness of the entity's internal control or on compliance. This report is an integral part of an audit performed in accordance with *Government Auditing Standards* in considering the entity's internal control and compliance. Accordingly, this communication is not suitable for any other purpose.

A handwritten signature in black ink that reads "CliftonLarsonAllen LLP". The signature is written in a cursive, flowing style.

CliftonLarsonAllen LLP

Plymouth Meeting, Pennsylvania
November 29, 2022



**INDEPENDENT AUDITORS' REPORT ON COMPLIANCE FOR THE
MAJOR FEDERAL PROGRAM AND REPORT ON INTERNAL CONTROL OVER
COMPLIANCE REQUIRED BY THE UNIFORM GUIDANCE**

Board of Trustees
Grover Cleveland Mastery Charter School
Philadelphia, Pennsylvania

Report on Compliance for the Major Federal Program

Opinion on the Major Federal Program

We have audited Grover Cleveland Mastery Charter School's compliance with the types of compliance requirements identified as subject to audit in the *OMB Compliance Supplement* that could have a direct and material effect on Grover Cleveland Mastery Charter School's major federal program for the year ended June 30, 2022. Grover Cleveland Mastery Charter School's major federal program is identified in the summary of auditors' results section of the accompanying schedule of findings and questioned costs.

In our opinion, Grover Cleveland Mastery Charter School complied, in all material respects, with the compliance requirements referred to above that could have a direct and material effect on the major federal program for the year ended June 30, 2022.

Basis for Opinion on the Major Federal Program

We conducted our audit of compliance in accordance with auditing standards generally accepted in the United States of America (GAAS); the standards applicable to financial audits contained in *Government Auditing Standards*, issued by the Comptroller General of the United States and the audit requirements of Title 2 U.S. *Code of Federal Regulations* Part 200, *Uniform Administrative Requirements, Cost Principles, and Audit Requirements for Federal Awards* (Uniform Guidance). Our responsibilities under those standards and the Uniform Guidance are further described in the Auditors' Responsibilities for the Audit of Compliance section of our report.

We are required to be independent of Grover Cleveland Mastery Charter School and to meet our other ethical responsibilities, in accordance with relevant ethical requirements relating to our audit. We believe that the audit evidence we have obtained is sufficient and appropriate to provide a basis for our opinion on compliance for the major federal program. Our audit does not provide a legal determination of Grover Cleveland Mastery Charter School's compliance with the compliance requirements referred to above.

Responsibilities of Management for Compliance

Management is responsible for compliance with the requirements referred to above and for the design, implementation, and maintenance of effective internal control over compliance with the requirements of laws, statutes, regulations, rules and provisions of contracts or grant agreements applicable to Grover Cleveland Mastery Charter School federal programs.

Auditors' Responsibilities for the Audit of Compliance

Our objectives are to obtain reasonable assurance about whether material noncompliance with the compliance requirements referred to above occurred, whether due to fraud or error, and express an opinion on Grover Cleveland Mastery Charter School's compliance based on our audit. Reasonable assurance is a high level of assurance but is not absolute assurance and therefore is not a guarantee that an audit conducted in accordance with GAAS, *Government Auditing Standards*, and the Uniform Guidance will always detect material noncompliance when it exists. The risk of not detecting material noncompliance resulting from fraud is higher than for that resulting from error, as fraud may involve collusion, forgery, intentional omissions, misrepresentations, or the override of internal control. Noncompliance with the compliance requirements referred to above is considered material if there is a substantial likelihood that, individually or in the aggregate, it would influence the judgment made by a reasonable user of the report on compliance about Grover Cleveland Mastery Charter School's compliance with the requirements of the major federal program as a whole.

In performing an audit in accordance with GAAS, *Government Auditing Standards*, and the Uniform Guidance, we:

- exercise professional judgment and maintain professional skepticism throughout the audit.
- identify and assess the risks of material noncompliance, whether due to fraud or error, and design and perform audit procedures responsive to those risks. Such procedures include examining, on a test basis, evidence regarding Grover Cleveland Mastery Charter School's compliance with the compliance requirements referred to above and performing such other procedures as we considered necessary in the circumstances.
- obtain an understanding of Grover Cleveland Mastery Charter School's internal control over compliance relevant to the audit in order to design audit procedures that are appropriate in the circumstances and to test and report on internal control over compliance in accordance with the Uniform Guidance, but not for the purpose of expressing an opinion on the effectiveness of Grover Cleveland Mastery Charter School's internal control over compliance. Accordingly, no such opinion is expressed.

We are required to communicate with those charged with governance regarding, among other matters, the planned scope and timing of the audit and any significant deficiencies and material weaknesses in internal control over compliance that we identified during the audit


Report on Internal Control Over Compliance

A deficiency in internal control over compliance exists when the design or operation of a control over compliance does not allow management or employees, in the normal course of performing their assigned functions, to prevent, or detect and correct, noncompliance with a type of compliance requirement of a federal program on a timely basis. *A material weakness in internal control over compliance* is a deficiency, or a combination of deficiencies, in internal control over compliance, such that there is a reasonable possibility that material noncompliance with a type of compliance requirement of a federal program will not be prevented, or detected and corrected, on a timely basis. *A significant deficiency in internal control over compliance* is a deficiency, or a combination of deficiencies, in internal control over compliance with a type of compliance requirement of a federal program that is less severe than a material weakness in internal control over compliance, yet important enough to merit attention by those charged with governance.

Our consideration of internal control over compliance was for the limited purpose described in the Auditors' Responsibilities for the Audit of Compliance section above and was not designed to identify all deficiencies in internal control over compliance that might be material weaknesses or significant deficiencies in internal control over compliance. Given these limitations, during our audit we did not identify any deficiencies in internal control over compliance that we consider to be material weaknesses, as defined above. However, material weaknesses or significant deficiencies in internal control over compliance may exist that were not identified.

Our audit was not designed for the purpose of expressing an opinion on the effectiveness of internal control over compliance. Accordingly, no such opinion is expressed.

The purpose of this report on internal control over compliance is solely to describe the scope of our testing of internal control over compliance and the results of that testing based on the requirements of the Uniform Guidance. Accordingly, this report is not suitable for any other purpose.

A handwritten signature in cursive script that reads "CliftonLarsonAllen LLP".

CliftonLarsonAllen LLP

Plymouth Meeting, Pennsylvania
November 29, 2022

**GROVER CLEVELAND MASTERY CHARTER SCHOOL
SCHEDULE OF FINDINGS AND QUESTIONED COSTS
YEAR ENDED JUNE 30, 2022**

Section I – Summary of Auditors' Results

Financial Statements

1. Type of auditors' report issued: Unmodified
2. Internal control over financial reporting:
- Material weakness(es) identified? _____ yes X no
 - Significant deficiency(ies) identified that are not considered to be material weakness(es)? _____ yes X none reported
3. Noncompliance material to financial statements noted? _____ yes X no

Federal Awards

1. Internal control over major federal programs:
- Material weakness(es) identified? _____ yes X no
 - Significant deficiency(ies) identified that are not considered to be material weakness(es)? _____ yes X none reported
2. Type of auditors' report issued on compliance for major federal programs: Unmodified
3. Any audit findings disclosed that are required to be reported in accordance with 2 CFR 200.516(a)? _____ yes X no

Identification of Major Federal Programs

Federal Assistance Listing Number(s)

84.425D, 84.425U, and 84.425W

Name of Federal Program or Cluster

COVID-19 Education Stabilization Fund Programs

Dollar threshold used to distinguish between Type A or Type B programs was:

\$ 750,000

Auditee qualified as low-risk auditee

 X yes _____ no

**GROVER CLEVELAND MASTERY CHARTER SCHOOL
SCHEDULE OF FINDINGS AND QUESTIONED COSTS (CONTINUED)
YEAR ENDED JUNE 30, 2022**

Section II – Financial Statement Findings

Our audit did not disclose any matters required to be reported in accordance with *Government Auditing Standards*.

Section III – Findings and Questioned Costs – Major Federal Programs

Our audit did not disclose any matters required to be reported in accordance with 2 CFR 200.516(a).

Section IV – Prior Audit Findings

There were no prior year findings required to be reported under the Uniform Grant Guidance.