

**MASTERY CHARTER SCHOOL – SMEDLEY ELEMENTARY**

**FINANCIAL STATEMENTS AND  
SUPPLEMENTARY INFORMATION**

**YEAR ENDED JUNE 30, 2021  
(WITH COMPARATIVE TOTALS FOR JUNE 30, 2020)**



WEALTH ADVISORY | OUTSOURCING  
AUDIT, TAX, AND CONSULTING

[CLAconnect.com](http://CLAconnect.com)

**MASTERY CHARTER SCHOOL – SMEDLEY ELEMENTARY  
TABLE OF CONTENTS  
YEAR ENDED JUNE 30, 2021**

<b>INDEPENDENT AUDITORS' REPORT</b>	<b>1</b>
<b>REQUIRED SUPPLEMENTARY INFORMATION</b>	
<b>MANAGEMENT'S DISCUSSION AND ANALYSIS (UNAUDITED)</b>	<b>4</b>
<b>BASIC FINANCIAL STATEMENTS</b>	
<b>STATEMENT OF NET POSITION</b>	<b>8</b>
<b>STATEMENT OF ACTIVITIES</b>	<b>9</b>
<b>BALANCE SHEET – GOVERNMENTAL FUNDS</b>	<b>10</b>
<b>RECONCILIATION OF THE BALANCE SHEET OF GOVERNMENTAL FUNDS TO THE STATEMENT OF NET POSITION</b>	<b>11</b>
<b>STATEMENT OF REVENUES, EXPENDITURES, AND CHANGES IN FUND BALANCE – GOVERNMENTAL FUNDS</b>	<b>12</b>
<b>RECONCILIATION OF THE STATEMENT OF REVENUES, EXPENDITURES, AND CHANGES IN FUND BALANCES OF GOVERNMENTAL FUNDS TO THE STATEMENT OF ACTIVITIES</b>	<b>13</b>
<b>NOTES TO FINANCIAL STATEMENTS</b>	<b>14</b>
<b>REQUIRED SUPPLEMENTARY INFORMATION (UNAUDITED)</b>	
<b>SCHEDULE OF REVENUES, EXPENDITURES, AND CHANGES IN FUND BALANCE – BUDGET AND ACTUAL – GENERAL FUND (UNAUDITED)</b>	<b>34</b>
<b>SCHEDULES OF PROPORTIONATE SHARE OF PSERS NET PENSION LIABILITY AND CONTRIBUTIONS (UNAUDITED)</b>	<b>35</b>
<b>SCHEDULES OF PROPORTIONATE SHARE OF PSERS NET OPEB LIABILITY AND CONTRIBUTIONS (UNAUDITED)</b>	<b>36</b>

**MASTERY CHARTER SCHOOL – SMEDLEY ELEMENTARY  
TABLE OF CONTENTS  
YEAR ENDED JUNE 30, 2021**

**SINGLE AUDIT REQUIREMENTS**

<b>SCHEDULE OF EXPENDITURES OF FEDERAL AWARDS</b>	<b>37</b>
<b>NOTES TO SCHEDULE OF EXPENDITURES OF FEDERAL AWARDS</b>	<b>38</b>
<b>INDEPENDENT AUDITORS' REPORT ON INTERNAL CONTROL OVER FINANCIAL REPORTING AND ON COMPLIANCE AND OTHER MATTERS BASED ON AN AUDIT OF FINANCIAL STATEMENTS PERFORMED IN ACCORDANCE WITH <i>GOVERNMENT AUDITING STANDARDS</i></b>	<b>39</b>
<b>INDEPENDENT AUDITORS' REPORT ON COMPLIANCE FOR EACH MAJOR FEDERAL PROGRAM AND REPORT ON INTERNAL CONTROL OVER COMPLIANCE REQUIRED BY THE UNIFORM GUIDANCE</b>	<b>41</b>
<b>SCHEDULE OF FINDINGS AND QUESTIONED COSTS</b>	<b>43</b>



## INDEPENDENT AUDITORS' REPORT

Board of Trustees  
Mastery Charter School – Smedley Elementary  
Philadelphia, Pennsylvania

### **Report on the Financial Statements**

We have audited the accompanying financial statements of the governmental activities and the general fund of Mastery Charter School – Smedley Elementary, as of and for the year ended June 30, 2021, and the related notes to the financial statements, which collectively comprise the entity's basic financial statements as listed in the table of contents.

### ***Management's Responsibility for the Financial Statements***

Management is responsible for the preparation and fair presentation of these financial statements in accordance with accounting principles generally accepted in the United States of America; this includes the design, implementation, and maintenance of internal control relevant to the preparation and fair presentation of financial statements that are free from material misstatement, whether due to fraud or error.

### ***Auditors' Responsibility***

Our responsibility is to express opinions on these financial statements based on our audit. We conducted our audit in accordance with auditing standards generally accepted in the United States of America and the standards applicable to financial audits contained in *Government Auditing Standards*, issued by the Comptroller General of the United States. Those standards require that we plan and perform the audit to obtain reasonable assurance about whether the financial statements are free from material misstatement.

An audit involves performing procedures to obtain audit evidence about the amounts and disclosures in the financial statements. The procedures selected depend on the auditors' judgment, including the assessment of the risks of material misstatement of the financial statements, whether due to fraud or error. In making those risk assessments, the auditor considers internal control relevant to the entity's preparation and fair presentation of the financial statements in order to design audit procedures that are appropriate in the circumstances, but not for the purpose of expressing an opinion on the effectiveness of the entity's internal control. Accordingly, we express no such opinion. An audit also includes evaluating the appropriateness of accounting policies used and the reasonableness of significant accounting estimates made by management, as well as evaluating the overall presentation of the financial statements.

We believe that the audit evidence we have obtained is sufficient and appropriate to provide a basis for our audit opinions.

### ***Opinions***

In our opinion, the financial statements referred to above present fairly, in all material respects, the respective financial position of the governmental activities and the general fund of Mastery Charter School – Smedley Elementary as of June 30, 2021, and the respective changes in financial position for the year then ended in accordance with accounting principles generally accepted in the United States of America.

### ***Other Matters***

#### ***Required Supplementary Information***

Accounting principles generally accepted in the United States of America require that the management's discussion and analysis on pages 4 through 7, the schedule of revenues, expenditures, and changes in fund balance – budget and actual on page 34, the schedules of proportionate share of PSERS net pension liability and contributions on page 35, and the schedules of proportionate share of PSERS net OPEB liability and contributions on pages 36 be presented to supplement the basic financial statements. Such information, although not a part of the basic financial statements, is required by the Governmental Accounting Standards Board who considers it to be an essential part of financial reporting for placing the basic financial statements in an appropriate operational, economic, or historical context. We have applied certain limited procedures to the required supplementary information in accordance with auditing standards generally accepted in the United States of America, which consisted of inquiries of management about the methods of preparing the information and comparing the information for consistency with management's responses to our inquiries, the basic financial statements, and other knowledge we obtained during our audit of the basic financial statements. We do not express an opinion or provide any assurance on the information because the limited procedures do not provide us with sufficient evidence to express an opinion or provide any assurance.

#### ***Report on Summarized Comparative Information***

We have previously audited the Mastery Charter School – Smedley Elementary's 2020 financial statements, and we expressed unmodified audit opinions on those audited financial statements of the governmental activities and general fund in our report dated November 19, 2020. In our opinion, the summarized comparative information presented herein as of and for the year ended June 30, 2020, is consistent, in all material respects, with the audited financial statements from which it has been derived.


#### ***Other Information***

Our audit was conducted for the purpose of forming opinions on the financial statements that collectively comprise the Mastery Charter School – Smedley Elementary's basic financial statements. The schedule of expenditures of federal awards, as required by Title 2 U.S. *Code of Federal Regulations* Part 200, *Uniform Administrative Requirements, Cost Principles, and Audit Requirements for Federal Awards* is presented for purposes of additional analysis and is not a required part of the basic financial statements. The schedule of expenditures of federal awards is the responsibility of management and was derived from and relates directly to the underlying accounting and other records used to prepare the basic financial statements. Such information has been subjected to the auditing procedures applied in the audit of the basic financial statements and certain additional procedures, including comparing and reconciling such information directly to the underlying accounting and other records used to prepare the basic financial statements or to the basic financial statements themselves, and other additional procedures in accordance with auditing standards generally accepted in the United States of America. In our opinion, the schedule of expenditures of federal awards is fairly stated, in all material respects, in relation to the basic financial statements as a whole.

Board of Trustees  
Mastery Charter School – Smedley Elementary

**Other Reporting Required by Government Auditing Standards**

In accordance with *Government Auditing Standards*, we have also issued our report dated December 9, 2021 on our consideration of Mastery Charter School – Smedley Elementary’s internal control over financial reporting and on our tests of its compliance with certain provisions of laws, regulations, contracts, and grant agreements and other matters. The purpose of that report is solely to describe the scope of our testing of internal control over financial reporting and compliance and the results of that testing, and not to provide an opinion on the effectiveness of Mastery Charter School – Smedley Elementary’s internal control over financial reporting or on compliance. That report is an integral part of an audit performed in accordance with *Government Auditing Standards* in considering Mastery Charter School – Smedley Elementary’s internal control over financial reporting and compliance.



**CliftonLarsonAllen LLP**

Plymouth Meeting, Pennsylvania  
December 9, 2021

**MASTERY CHARTER SCHOOL – SMEDLEY ELEMENTARY  
MANAGEMENT’S DISCUSSION AND ANALYSIS (UNAUDITED)  
JUNE 30, 2021**

The management of Mastery Charter School — Smedley Elementary (the School) offers readers of the School’s financial statements this narrative overview and analysis of the financial activities of the School for the fiscal year ended June 30, 2021. We encourage readers to consider the information presented here in conjunction with the School’s financial statements.

**Financial Highlights**

- Total revenues increased by \$573,458 to \$13,860,660, primarily due to an increase in the School District student subsidies and other grants and contributions.
- At the close of the current fiscal year, the School reports ending net position of (\$3,777,449). This net position balance represents an increase in net position of \$2,270,722 for the year ended June 30, 2021.
- At the close of the current fiscal year, the School reports an ending general fund balance of \$3,300,113. This general fund balance represents an increase in net position of \$1,137,321 for the year ended June 30, 2021.
- The School’s cash and investments balance at June 30, 2021 was \$4,926,055, representing an increase of \$1,301,793 from June 30, 2020.

**Overview of the Financial Statements**

The discussion and analysis is intended to serve as an introduction to the School’s basic financial statements. The School’s basic financial statements as presented comprise four components: Management’s Discussion and Analysis (this section), the basic financial statements, required supplementary schedule, and reporting requirements under *Government Auditing Standards* and Uniform Guidance.

***Government-Wide Financial Statements***

The government-wide financial statements are designed to provide readers with a broad overview of the School’s finances, in a manner similar to a private-sector business.

The *statement of net position* presents information on all of the School’s assets, deferred outflows, liabilities and deferred inflows, with the difference reported as net position. Over time, increases or decreases in net position may serve as a useful indicator of whether the financial position of the School is improving or deteriorating.

The *statement of activities* presents information showing how the School’s net position changed during the most recent fiscal year. All changes in net position are reported as soon as the underlying event giving rise to the change occurs, regardless of the timing of related cash flows.

The government-wide financial statements report on the function of the School that is principally supported by subsidies from school districts whose constituents attend the School.

**MASTERY CHARTER SCHOOL – SMEDLEY ELEMENTARY  
MANAGEMENT’S DISCUSSION AND ANALYSIS (UNAUDITED)  
JUNE 30, 2021**

**Overview of the Financial Statements (Continued)**

***Fund Financial Statements***

A *fund* is a group of related accounts that are used to maintain control over resources that have been segregated for specific activities or purposes. The School, like governmental type entities, utilizes fund accounting to ensure and demonstrate compliance with finance-related legal requirements. The School has only one fund type, the governmental general fund.

***Notes to the Financial Statements***

The notes provide additional information that is essential to a full understanding of the data provided in the government-wide and fund financial statements.

**Government-Wide Financial Analysis**

Net position may serve over time as a useful indicator of a government’s financial position. In the case of the School, liabilities and deferred inflows exceeded assets and deferred outflows by \$3,777,449 as of June 30, 2021.

	<u>2021</u>	<u>2020</u>
Current and Other Assets	\$ 5,323,362	\$ 4,403,176
Capital Assets	<u>1,202,549</u>	<u>905,626</u>
Total Assets	6,525,911	5,308,802
Deferred Outflows	1,272,447	962,822
Current Liabilities	2,031,563	2,250,036
Noncurrent Liabilities	<u>8,551,244</u>	<u>8,047,558</u>
Total Liabilities	10,582,807	10,297,594
Deferred Inflows	<u>993,000</u>	<u>2,022,201</u>
Net Investment in Capital Assets	1,175,991	869,416
Unrestricted	<u>(4,953,440)</u>	<u>(6,917,587)</u>
Total Net Position	<u>\$ (3,777,449)</u>	<u>\$ (6,048,171)</u>



**MASTERY CHARTER SCHOOL – SMEDLEY ELEMENTARY  
MANAGEMENT’S DISCUSSION AND ANALYSIS (UNAUDITED)  
JUNE 30, 2021**

**Government-Wide Financial Analysis (Continued)**

The School’s revenues are predominately from the School District of Philadelphia, based on the student enrollment and awards from federal and state sources.

	<u>2021</u>	<u>2020</u>
<b>REVENUES</b>		
Local Educational Agencies	\$ 11,661,801	\$ 10,794,140
State Sources	89,158	314,125
Federal Sources	1,951,517	1,993,072
Other Grants and Contributions	51,777	12,894
Other Local Sources	96,095	143,156
Interest	<u>10,312</u>	<u>29,815</u>
Total Revenues	13,860,660	13,287,202
 <b>EXPENDITURES</b>		
Instruction	4,881,304	4,995,311
Special Education	2,883,128	3,167,699
Student Support Services	2,206	15,029
Instruction Support Services	436,446	511,255
Administration Support	1,826,250	1,712,524
Pupil Health	284,793	96,135
Business Services	72,400	62,488
Operations and Maintenance	462,916	448,327
Other Support Services	72,563	60,624
Food Services	521,193	849,028
Student Activities	34,800	37,257
Interest Expense	1,914	2,713
Depreciation Expense	110,025	117,469
Total Expenses	<u>11,589,938</u>	<u>12,075,859</u>
 <b>CHANGE IN NET POSITION</b>	2,270,722	1,211,343
 Net Position - Beginning	<u>(6,048,171)</u>	<u>(7,259,514)</u>
 <b>NET POSITION - ENDING</b>	<u><u>\$ (3,777,449)</u></u>	<u><u>\$ (6,048,171)</u></u>

**MASTERY CHARTER SCHOOL – SMEDLEY ELEMENTARY  
MANAGEMENT’S DISCUSSION AND ANALYSIS (UNAUDITED)  
JUNE 30, 2021**

**Government Fund**

The focus of the School’s *governmental fund* is to provide information on near-term inflows, outflows, and balances of spendable resources. Such information is useful in assessing the School’s financing requirements. In particular, *fund balance* may serve as a useful measure of a government’s net resources available for spending for program purposes at the end of the fiscal year.

The School’s governmental fund (the General Fund), reported an ending fund balance of \$3,300,113. For the year ended June 30, 2021, the School’s revenues of \$13,860,660 exceeded expenditures of \$12,723,339 by \$1,137,321.

**General Fund Budgetary Highlights**

Budgeted revenues exceeded actual revenues by \$100,340 due to less than budgeted local sources, state sources, and federal sources offset by more than budgeted other grants and contributions, and other local sources. Budgeted expenditures exceeded actual expenditures by \$1,672,661 due to less than budgeted instruction services, support services, and noninstructional services expenditures.

**Capital Assets**

As of June 30, 2021, the School’s investment in capital assets for its governmental activities totaled \$1,175,991 (net of accumulated depreciation and related debt). This investment in capital assets includes leasehold improvements, furniture and fixtures, and equipment.

Major capital asset purchases during the year included the following:

- Capital expenditures for leasehold improvements of \$271,530
- Capital expenditures for furniture and equipment of \$135,418

Additional information on the School’s capital assets can be found in Note 3 of this report.

**LONG-TERM DEBT**

As of June 30, 2021, the School has long-term debt of \$26,558 for capital lease obligations.

**Economic Factors and Next Year’s Budgets and Rates**

The School’s primary source of revenue, per pupil funding from School District of Philadelphia, is expected to decrease from \$10,788 to \$10,639 per regular education student and increase from \$30,306 to \$31,099 per special education student.

**Contacting the School’s Financial Management**

The financial report is designed to provide interested parties a general overview of the School’s finances. Questions regarding any of the information provided in this report should be addressed to the Chief Financial Officer, Mastery Charter School — Smedley Campus, 5700 Wayne Avenue, Philadelphia, PA 19144.

**MASTERY CHARTER SCHOOL – SMEDLEY ELEMENTARY**  
**STATEMENT OF NET POSITION**  
**JUNE 30, 2021**  
(WITH COMPARATIVE TOTALS FOR JUNE 30, 2020)

	2021	2020
<b>ASSETS</b>		
<b>CURRENT ASSETS</b>		
Cash and Investments	\$ 4,926,055	\$ 3,624,262
Federal Subsidies Receivable	290,675	490,955
Other Receivables	53,746	99,083
Due from Other Governmental Entities	-	4,834
Prepaid Expenses	52,886	184,042
Total Current Assets	5,323,362	4,403,176
<b>CAPITAL ASSETS, NET</b>		
	1,202,549	905,626
Total Assets	6,525,911	5,308,802
<b>DEFERRED OUTFLOWS</b>		
Deferred Outflows from Pensions - See Note 8	1,231,447	928,822
Deferred Outflows from OPEB - See Note 9	41,000	34,000
Total Deferred Outflows	1,272,447	962,822
<b>LIABILITIES</b>		
<b>CURRENT LIABILITIES</b>		
Capital Lease Obligation - Current Maturities	8,314	9,652
Accounts Payable	524,170	706,294
Accrued Expenses	1,416,876	1,534,090
Unearned Revenue	82,203	-
Total Current Liabilities	2,031,563	2,250,036
<b>LONG-TERM LIABILITIES</b>		
Capital Lease Obligation - Net of Current Portion	18,244	26,558
Net OPEB Liability	359,000	349,000
Net Pension Liability	8,174,000	7,672,000
Total Long-Term Liabilities	8,551,244	8,047,558
Total Liabilities	10,582,807	10,297,594
<b>DEFERRED INFLOWS</b>		
Deferred Outflows from Pensions - See Note 8	912,000	1,918,201
Deferred Outflows from OPEB - See Note 9	81,000	104,000
Total Deferred Outflows	993,000	2,022,201
<b>NET POSITION</b>		
Net Investment in Capital Assets	1,175,991	869,416
Unrestricted	(4,953,440)	(6,917,587)
Total Net Position	\$ (3,777,449)	\$ (6,048,171)

See accompanying Notes to Financial Statements.

**MASTERY CHARTER SCHOOL – SMEDLEY ELEMENTARY**  
**STATEMENT OF ACTIVITIES**  
**YEAR ENDED JUNE 30, 2021**  
(WITH COMPARATIVE TOTALS FOR THE YEAR ENDED JUNE 30, 2020)

Functions	Expenses	Program Revenues Operating Grants and Contributions	2021	2020
			Net (Expense) Revenue and Changes in Net Position	Net (Expense) Revenue and Changes in Net Position
			Total Governmental Activities	Total Governmental Activities
<b>GOVERNMENTAL ACTIVITIES</b>				
Instruction	\$ 4,881,304	\$ 1,171,983	\$ (3,709,321)	\$ (4,022,027)
Special Education	2,883,128	190,683	(2,692,445)	(3,167,699)
Student Support Services	2,206	-	(2,206)	(15,029)
Instruction Support Services	436,446	-	(436,446)	(511,255)
Administration Support	1,826,250	-	(1,826,250)	(1,712,524)
Pupil Health	284,793	-	(284,793)	(96,135)
Business Services	72,400	-	(72,400)	(62,488)
Operations and Maintenance	462,916	-	(462,916)	(448,327)
Other Support Services	72,563	-	(72,563)	(60,624)
Student Activities	34,800	-	(34,800)	(37,257)
Food Services	521,193	588,851	67,658	170,760
Interest Expense	1,914	-	(1,914)	(2,713)
Depreciation Expense	110,025	-	(110,025)	(117,469)
Total	<u>\$ 11,589,938</u>	<u>\$ 1,951,517</u>	(9,638,421)	(10,082,787)
<b>GENERAL REVENUES</b>				
Local Educational Agencies			11,661,801	10,794,140
State Grants and Reimbursements			89,158	314,125
Other Grants and Contributions			51,777	12,894
Other Local Sources			96,095	143,156
Interest			10,312	29,815
Total General Revenues			<u>11,909,143</u>	<u>11,294,130</u>
<b>CHANGE IN NET POSITION</b>			2,270,722	1,211,343
Net Position - Beginning of Year			<u>(6,048,171)</u>	<u>(7,259,514)</u>
<b>NET POSITION - END OF YEAR</b>			<u>\$ (3,777,449)</u>	<u>\$ (6,048,171)</u>

See accompanying Notes to Financial Statements.

**MASTERY CHARTER SCHOOL – SMEDLEY ELEMENTARY**  
**BALANCE SHEET – GOVERNMENTAL FUNDS**  
**JUNE 30, 2021**  
(WITH COMPARATIVE TOTALS AT JUNE 30, 2020)

	2021	2020
	General	General
	Fund	Fund
<b>ASSETS</b>		
Cash and Investments	\$ 4,926,055	\$ 3,624,262
Federal Subsidies Receivable	290,675	490,955
Other Receivables	53,746	99,083
Due from Other Governmental Entities	-	4,834
Prepaid Expenses	52,886	184,042
Total Assets	\$ 5,323,362	\$ 4,403,176
<b>LIABILITIES AND FUND BALANCE</b>		
<b>LIABILITIES</b>		
Accounts Payable	\$ 524,170	\$ 706,294
Accrued Expenses	1,416,876	1,534,090
Unearned Revenue	82,203	-
Total Liabilities	2,023,249	2,240,384
<b>FUND BALANCE</b>		
Nonspendable:		
Prepaid Expenses	52,886	184,042
Committed to:		
Facilities Reserves	1,800,000	433,500
Assigned to:		
Future Budget Deficits	1,447,227	1,545,250
Total Fund Balance	3,300,113	2,162,792
Total Liabilities and Fund Balance	\$ 5,323,362	\$ 4,403,176

See accompanying Notes to Financial Statements.

**MASTERY CHARTER SCHOOL – SMEDLEY ELEMENTARY  
RECONCILIATION OF THE BALANCE SHEET OF GOVERNMENTAL FUNDS  
TO THE STATEMENT OF NET POSITION  
JUNE 30, 2021**

**Total Fund Balance for Governmental Funds** \$ 3,300,113

Total net position reported for governmental activities in the statement of net position is different because:

Capital assets used in governmental funds are not financial resources and, therefore, are not reported in the funds. Those assets consist of:

Capital Assets, Net 1,202,549

Capital lease obligations used in governmental funds are not financial resources and, therefore, are not reported in the fund liabilities. The total capital lease obligations, both current and long-term, are reported in the statement of net position.

Balances at year-end are: (26,558)

Long-term liabilities that pertain to governmental funds, including net pension obligations, net OPEB liability, deferred outflows and deferred inflows are not due and payable in the current period and, therefore, are not reported as fund liabilities. All liabilities, both current and long-term, are reported in the statement of net position.

Pension (7,854,553)

OPEB (399,000)

**Total Net Position of Governmental Activities** \$ (3,777,449)

**MASTERY CHARTER SCHOOL – SMEDLEY ELEMENTARY**  
**STATEMENT OF REVENUES, EXPENDITURES, AND CHANGES IN FUND BALANCE –**  
**GOVERNMENTAL FUNDS**  
**YEAR ENDED JUNE 30, 2021**  
(WITH COMPARATIVE TOTALS FOR THE YEAR ENDED JUNE 30, 2020)

	2021	2020
	General	General
	Fund	Fund
<b>REVENUES</b>		
Local Educational Agencies	\$ 11,661,801	\$ 10,794,140
State Sources	89,158	314,125
Federal Sources	1,951,517	1,993,072
Other Grants and Contributions	51,777	12,894
Other Local Sources	96,095	143,156
Interest	10,312	29,815
Total Revenues	13,860,660	13,287,202
<b>EXPENDITURES</b>		
Instruction	8,516,610	9,023,120
Support Services	3,648,503	3,111,347
Noninstructional Services	558,226	897,198
Capital Lease Expenditures	-	39,320
Total Expenditures	12,723,339	13,070,985
<b>EXCESS OF REVENUES OVER EXPENDITURES</b>	1,137,321	216,217
<b>OTHER FINANCING SOURCES AND USES</b>		
Proceeds from Capital Lease Obligation	-	39,320
<b>NET CHANGE IN FUND BALANCE</b>	1,137,321	255,537
Fund Balance - Beginning of Year	2,162,792	1,907,255
<b>FUND BALANCE - END OF YEAR</b>	\$ 3,300,113	\$ 2,162,792

See accompanying Notes to Financial Statements.

**MASTERY CHARTER SCHOOL – SMEDLEY ELEMENTARY  
RECONCILIATION OF THE STATEMENT OF REVENUES, EXPENDITURES, AND  
CHANGES IN FUND BALANCES OF GOVERNMENTAL FUNDS TO  
THE STATEMENT OF ACTIVITIES  
YEAR ENDED JUNE 30, 2021**

**Net Change in Fund Balance — Total Governmental Funds** \$ 1,137,321

Amounts reported for governmental activities in the statement of activities are different because:

Governmental funds report capital outlays as expenditures. However, in the statement of activities, assets are capitalized and the cost is allocated over their estimated useful lives and reported as depreciation expense. This is the amount by which depreciation exceeded capital outlays in the current period.

Capital Outlays	406,948
Depreciation Expense	(110,025)

Governmental Funds report school pension and OPEB contributions as expenditures. However, in the statement of activities, the cost incurred for future pension and OPEB benefits is reported as pension and OPEB expense, as follows:

Change in Pension Expense	806,826
Change in OPEB Expense	20,000

Governmental funds report capital lease obligations proceeds as financing sources, while repayment is reported as expenditures. In the statement of net position, however, the capital lease obligations increases liabilities and does not affect the statement of activities and repayment of principal reduces the obligations. The net effect of these differences in the treatment of the capital lease obligations is as follows:

Capital Lease Obligations	9,652
---------------------------	-------

**Change in Net Position of Governmental Activities** \$ 2,270,722



**MASTERY CHARTER SCHOOL – SMEDLEY ELEMENTARY**  
**NOTES TO FINANCIAL STATEMENTS**  
**JUNE 30, 2021**

**NOTE 1 BACKGROUND AND SUMMARY OF SIGNIFICANT ACCOUNTING POLICIES**

**Background**

Mastery Charter School – Smedley Elementary (the School) was formed as a Pennsylvania nonprofit corporation in July 2010. The School was granted a charter by the Commonwealth of Pennsylvania to operate an independent public school for an initial five-year term beginning July 1, 2010, in accordance with Pennsylvania Act 22 of 1997. The charter was renewed for an additional five-year term of July 1, 2020 through June 30, 2025. During the year ended June 30, 2021, the School served approximately 760 students in grades kindergarten through six.

**Basis of Presentation**

The financial statements of the School have been prepared in conformity with accounting principles generally accepted in the United States of America (U.S. GAAP) as applied to governmental units. The Governmental Accounting Standards Board (GASB) is the accepted standard setting body for establishing government accounting and financial reporting principles. The GASB has issued a codification of governmental accounting and financial reporting standards.

**Comparative Financial Information**

The financial statements include certain prior year summarized comparative information in total. Such information does not include sufficient detail to constitute a presentation in conformity with U.S. GAAP. Accordingly, such information should be read in conjunction with the School's financial statements for the year ended June 30, 2020, from which the summarized information was derived.

**Government-Wide and Fund Financial Statements**

The government-wide financial statements (the statement of net position and the statement of activities) report on the School as a whole. The statement of activities demonstrates the degree to which the direct expenses of the School's functions are offset by program revenues.

The fund financial statements (governmental fund balance sheet and statement of governmental fund revenues, expenditures, and changes in fund balance) report on the School's General Fund.

**Measurement Focus, Basis of Accounting, and Financial Statement Presentation**

**Government-Wide Financial Statements**

The statement of net position and the statement of activities are prepared using the economic resources measurement focus and the accrual basis of accounting. Revenues are recorded when earned and expenses are recorded when a liability is incurred regardless of the timing of the related cash flows. Grants and similar items are recognized as soon as all eligibility requirements imposed by provider have been met.

Net position represents the total of assets and deferred outflows of resources less liabilities and deferred inflows of resources.

**MASTERY CHARTER SCHOOL – SMEDLEY ELEMENTARY**  
**NOTES TO FINANCIAL STATEMENTS**  
**JUNE 30, 2021**

**NOTE 1 BACKGROUND AND SUMMARY OF SIGNIFICANT ACCOUNTING POLICIES  
(CONTINUED)**

**Measurement Focus, Basis of Accounting, and Financial Statement Presentation  
(Continued)**

Fund Financial Statements

Governmental fund financial statements are reported using the current financial resources measurement focus and the modified accrual basis of accounting. Revenues are recognized as soon as they are measurable and available. Revenues are considered to be available when they are collectible within the current period or soon enough thereafter to pay liabilities of the current period. For this purpose, the School considers revenues to be available if they are collected within 120 days of the end of the current period. Expenditures generally are recorded when a liability is incurred, as under accrual accounting.

The government reports the following major governmental fund:

General Fund – The General Fund is the operating fund of the School and accounts for all revenues and expenditures of the School.

**Method of Accounting**

Accounting standards requires a statement of net position and a statement of activities. It requires the classification of net position into three components — net investment in capital assets, restricted, and unrestricted. These calculations are defined as follows:

- Net investment in capital assets – This component of net position consists of capital assets, including restricted capital assets, net of accumulated depreciation and reduced by the outstanding balances of any bonds, mortgages, notes, or other borrowings that are attributable to the acquisition, construction, or improvement of those assets. If there are significant unspent related debt proceeds at year-end, the portion of the debt attributable to the unspent proceeds are not included in the calculation of net investment in capital assets. Rather, that portion of the debt is included in the same net position component as the unspent proceeds.
- Restricted – This component of net position consists of constraints placed on net position use through external constraints imposed by creditors such as through debt covenants, grantors, contributors, or laws or regulations of other governments or constraints imposed by law through constitutional provisions or enabling legislation. The School presently has no restricted net position.
- Unrestricted net position – This component of net position consists of net position that do not meet the definition of “restricted” or “net investment in capital assets.”

**MASTERY CHARTER SCHOOL – SMEDLEY ELEMENTARY**  
**NOTES TO FINANCIAL STATEMENTS**  
**JUNE 30, 2021**

**NOTE 1 BACKGROUND AND SUMMARY OF SIGNIFICANT ACCOUNTING POLICIES  
(CONTINUED)**

**Method of Accounting (Continued)**

In the fund financial statements, governmental funds report nonspendable portions of fund balance related to prepaid expenses, long-term receivables, and corpus on any permanent fund. Restricted funds are constrained from outside parties (statute, grantors, bond agreements, etc.). Committed fund balances represent amounts constrained for a specific purpose by a governmental entity using its highest level of decision-making authority. Committed fund balances are established and modified by a resolution approved by the board of trustees. Assigned fund balances are intended by the School to be used for specific purposes, but are neither restricted nor committed. Unassigned fund balances are considered the remaining amounts.

When expenditures are incurred for purposes for which both restricted and unrestricted fund balance are available, it is currently the School's policy to use restricted first, then unrestricted fund balance. When expenditures are incurred for purposes for which committed, assigned, and unassigned amounts are available, it is currently the School's policy to use committed first, then assigned, and finally unassigned amounts.

**Budgets and Budgetary Accounting**

Budgets are adopted on a basis consistent with U.S. GAAP. An annual budget is adopted for the General Fund.

The budgetary comparison schedule presents both the original and the final appropriated budgets for the reporting period. The School only has a general fund budget; an original budget was filed and accepted by the Labor, Education, and Community Services Comptroller's Office in June 2020. An amended budget was approved by the board of trustees in January 2021. The budget is required supplementary information.

**Use of Estimates**

The preparation of financial statements in conformity with U.S. GAAP requires management to make estimates and assumptions that affect the reported amounts of assets and liabilities and disclosure of contingent assets and liabilities at the date of the financial statements, and the reported amounts of revenues and expenses during the reporting period. Actual results could differ from those estimates.

**Concentration of Credit Risk**

Periodically, the School may maintain deposits in excess of the Federal Deposit Insurance Corporation's (FDIC) limit of \$250,000, with financial institutions. At times, cash in bank may exceed FDIC insurable limits.

**MASTERY CHARTER SCHOOL – SMEDLEY ELEMENTARY**  
**NOTES TO FINANCIAL STATEMENTS**  
**JUNE 30, 2021**

**NOTE 1 BACKGROUND AND SUMMARY OF SIGNIFICANT ACCOUNTING POLICIES  
(CONTINUED)**

**Significant Accounting Estimates – Self-Insured Claims**

The School participates in a self-funded benefit payment plan (the Plan). The Mastery Charter High School is the sponsor of the Plan. The Plan covers eligible employees/members and dependents of the School as defined in the agreement. The School is primarily self-insured, up to certain limits, for employee group health claims. The Plan contains stop-loss insurance, which will reimburse the Plan for amounts of paid claims in excess of \$175,000 on any individual covered by the Plan in the policy year ended June 30, 2021. The stop-loss insurance also provides up to \$1,000,000 of coverage beyond the aggregate annual claims limit of \$19,885,618 for the fiscal year ended June 30, 2021. The annual claims limit is based on the average enrollment of 1,469 covered employees, but is ultimately derived based on the actual covered employees times a monthly claims factor of \$1,128, for each month of the policy period.

During the year ended June 30, 2021, the School paid premiums to Mastery Charter High School based on 1) the Plan's historical claims experience, 2) actual claims for the year ended June 30, 2021, and 3) the estimated claims incurred but not reported. Such estimates were provided by the School's benefits consultant.

The expense under the program was approximately \$16,612,373, which includes the School's portion of \$874,714 for the year ended June 30, 2021.

**Cash and Cash Equivalents**

The School's cash is considered to be cash on hand and amounts held at financial institutions.

**Investments**

Money market funds are stated at net asset value as a practical expedient to fair value.

**Fair Value**

Fair value is defined as the price that would be received to sell an asset or paid to transfer a liability in an orderly transaction between market participants at the measurement date. Observable inputs are developed based on market data obtained from sources independent of the reporting entity. Unobservable inputs are developed based on the best information available about the assumptions market participants would use. The fair value hierarchy categorizes the inputs to valuation techniques used to measure fair value in three levels based on the extent to which inputs used in measuring fair value are observable in the market:

*Level 1* – Unadjusted price quotations in active markets/exchanges for identical assets or liabilities.

*Level 2* – Other observable inputs (including, but not limited to, quoted prices for similar assets or liabilities in markets that are active, quoted prices for identical or similar assets or liabilities in markets that are not active, inputs other than quoted prices that are observable for the assets and liabilities (such as interest rates, yield curves, volatilities, loss severities, credit risks and default rates) or other market-corroborated inputs).

**MASTERY CHARTER SCHOOL – SMEDLEY ELEMENTARY**  
**NOTES TO FINANCIAL STATEMENTS**  
**JUNE 30, 2021**

**NOTE 1 BACKGROUND AND SUMMARY OF SIGNIFICANT ACCOUNTING POLICIES  
(CONTINUED)**

**Fair Value (Continued)**

*Level 3* – Unobservable inputs based on the best information available in the circumstances, to the extent observable inputs are not available.

The hierarchy gives the highest priority to unadjusted quoted prices in active markets for identical assets or liabilities (Level 1 measurements) and the lowest priority to unobservable inputs (Level 3 measurements). Accordingly, the degree of judgment exercised in determining fair value is greatest for assets or liabilities categorized in Level 3. The inputs used to measure fair value may fall into different levels of the fair value hierarchy. In such cases, for disclosure purposes, the fair value hierarchy classification is determined based on the lowest level input that is significant to the fair value measurement in its entirety.

**Accounts Receivable**

Accounts receivable primarily consist of amounts due from the Pennsylvania Department of Education for federal and state subsidy programs. Accounts receivable are stated at the amount management expects to collect from outstanding balances. As of June 30, 2021, no allowance for doubtful accounts was deemed warranted based on historical experience.

**Prepaid Expenses**

Prepaid expenses include payments to vendors for services applicable to future accounting periods such as insurance premiums.

**Capital Assets**

Capital assets, which include property and equipment, are reported in the government-wide financial statements. All capital assets are capitalized at cost and updated for additions and retirements during the year. The School does not possess any infrastructure. Improvements are capitalized; the cost of normal maintenance and repairs that do not add to the value of the asset or materially extend an asset's life are not. Capital assets of the School are depreciated using the straight-line method over the estimated useful lives of the assets except for leasehold improvements which are limited to the shorter of the life of the School's Charter or the estimated useful lives of the improvements. Software costs are depreciated over 36 months using the straight-line method.

**Pensions**

For purposes of measuring the net pension liability, deferred outflows of resources and deferred inflows resources to pensions, and pension expense, information about the fiduciary net position of the Public School Employees' Retirement System (PSERS or the System) and additions to/deductions from PSERS' fiduciary net position have been determined on the same basis as they reported by PSERS. For this purpose, benefit payments (including refunds of employee contributions) are recognized when due and payable in accordance with the benefit terms investments are reported at fair value.

**MASTERY CHARTER SCHOOL – SMEDLEY ELEMENTARY**  
**NOTES TO FINANCIAL STATEMENTS**  
**JUNE 30, 2021**

**NOTE 1 BACKGROUND AND SUMMARY OF SIGNIFICANT ACCOUNTING POLICIES**  
**(CONTINUED)**

**Pensions (Continued)**

***General Information about the Pension Plan***

Plan Description

PSERS is a governmental cost-sharing multiemployer defined benefit pension plan that provides retirement benefits to public school employees of the Commonwealth of Pennsylvania. The members eligible to participate in the System include all full-time public school employees, part-time hourly public school employees who render at least 500 hours of service in the school year, and part-time per diem public school employees who render at least 80 days of service in the school year in any of the reporting entities in Pennsylvania. PSERS issues a publicly available financial report that can be obtained at [www.psers.pa.gov](http://www.psers.pa.gov).

Benefits Provided

PSERS provides retirement, disability, and death benefits. Members are eligible for monthly retirement benefits upon reaching (a) age 62 with at least one year of credited service; (b) age 60 with 30 or more years of credited service; or (c) 35 or more years of service regardless of age. Act 120 of 2010 (Act 120) preserves the benefits of existing members and introduced benefit reductions for individuals who become new members on or after July 1, 2011. Act 120 created two new membership classes, Membership Class T-E (Class T-E) and Membership Class T-F (Class T-F).

To qualify for normal retirement, Class T-E and Class T-F members must work until age 65 with a minimum of three years of service or attain a total combination of age and service that is equal to or greater than 92 with a minimum of 35 years of service. Benefits are generally equal to 2% or 2.5%, depending upon membership class, or the member's final average salary (as defined in the Code) multiplied by the number of years of credited service. For members whose membership started prior to July 1, 2011, after completion of five years of service, a member's right to the defined benefits is vested and early retirement benefits may be elected. For Class T-E and Class T-F members, the right to benefits is vested after 10 years of service.

Participants are eligible for disability retirement benefits after completion of five years of credited service. Such benefits are generally equal to 2% or 2.5%, depending upon membership class, of the member's final average salary (as defined in the Code) multiplied by the number of years of credited service, but not less than one-third of such salary nor greater than the benefit the member would have had at normal retirement age. Members over normal retirement age may apply for disability benefits.

Death benefits are payable upon the death of an active member who has reached age 62 with at least one year of credited service (age 65 with at least three years of credited service for Class T-E and Class T-F members) or who has at least five years of credited service (10 years for Class T-E and Class T-F members). Such benefits are actuarially equivalent to the benefit that would have been effective if the member had retired on the day before death.

**MASTERY CHARTER SCHOOL – SMEDLEY ELEMENTARY**  
**NOTES TO FINANCIAL STATEMENTS**  
**JUNE 30, 2021**

**NOTE 1 BACKGROUND AND SUMMARY OF SIGNIFICANT ACCOUNTING POLICIES  
(CONTINUED)**

**Pensions (Continued)**

***General Information about the Pension Plan (Continued)***

**Contributions**

**Member Contributions:**

Active members who joined the System prior to July 22, 1983, contribute at 5.25% (Membership Class T-C) or at 6.50% (Membership Class T-D) of the member's qualifying compensation.

Members who joined the System on or after July 22, 1983, and who were active or inactive as of July 1, 2001, contribute at 6.25% (Membership Class T-C) or at 7.50% (Membership Class T-D) of the member's qualifying compensation.

Members who joined the System after June 30, 2001 and before July 1, 2011, contribute at 7.50% (automatic Membership Class T-D). For all new hires and for members who elected Class T-D membership, the higher contribution rates began with service rendered on or after January 1, 2002.

Members who joined the System after June 30, 2011, automatically contribute at the Membership Class T-E rate of 7.5% (base rate) of the member's qualifying compensation. All new hires after June 30, 2011, who elect Class T-F membership, contribute at 10.3% (base rate) of the member's qualifying compensation. Membership Class T-E and Class T-F are affected by a "shared risk" provision in Act 120 of 2010 that in future fiscal years could cause the Membership Class T-E contribution rate to fluctuate between 7.5% and 9.5% and Membership Class T-F contribution rate to fluctuate between 10.3% and 12.3%.

**Employer Contributions:**

The employers contractually required contribution rate for fiscal year ended June 30, 2021 was 33.46% of covered payroll, actuarially determined as an amount that, when combined with employee contributions is expected to finance the cost of benefits earned by employees during the year, with an additional amount to finance any unfunded accrued liability. Contributions to the pension plan from the employer were \$756,000 for the year ended June 30, 2021.

**Other Postemployment Benefits**

For purposes of measuring the net OPEB liability, deferred outflows of resources and deferred inflows of resources related to OPEB, and OPEB expense, information about the fiduciary net position of the Public School Employees' Retirement System (PSERS) and additions to /deductions from PSERS's fiduciary net position have been determined on the same basis as they are reported by PSERS. For this purpose, benefit payments are recognized when due and payable in accordance with the benefit terms. Investments are reported at fair value.

**MASTERY CHARTER SCHOOL – SMEDLEY ELEMENTARY**  
**NOTES TO FINANCIAL STATEMENTS**  
**JUNE 30, 2021**

**NOTE 1 BACKGROUND AND SUMMARY OF SIGNIFICANT ACCOUNTING POLICIES  
(CONTINUED)**

**Other Postemployment Benefits (Continued)**

***General Information about the Health Insurance Premium Assistance Program***

Health Insurance Premium Assistance Program

PSERS provides Premium Assistance which, is a governmental cost sharing, multiple-employer other postemployment benefit plan (OPEB) for all eligible retirees who qualify and elect to participate. Employer contribution rates for Premium Assistance are established to provide reserves in the Health Insurance Account that are sufficient for the payment of Premium Assistance benefits for each succeeding year.

Premium Assistance Eligibility Criteria

Retirees of the System can participate in the Premium Assistance program if they satisfy the following criteria:

- Have 24½ or more years of service, or
- Are a disability retiree, or
- Have 15 or more years of service and retired after reaching superannuation age, and
- Participate in the HOP or employer-sponsored health insurance program.

Benefits Provided

Participating eligible retirees are entitled to receive premium assistance payments equal to the lesser of \$100 per month or their out-of-pocket monthly health insurance premium. To receive premium assistance, eligible retirees must obtain their health insurance through either their school employer or the PSERS' Health Options Program. As of June 30, 2020, there were no assumed future benefit increases to participating eligible retirees.

Employer Contributions

The School's contractually required contribution rate for the fiscal year ended June 30, 2021 was 0.84% of covered payroll, actuarially determined as an amount that, when combined with employee contributions, is expected to finance the costs of benefits earned by employees during the year, with an additional amount to finance any unfunded accrued liability. Contributions to the OPEB plan from the School were \$18,000 for the year ended June 30, 2021.

**Income Tax Status**

The School is exempt from federal income taxes under Section 501(c)(3) of the Internal Revenue Code (IRC). No provision for income taxes has been established.



**MASTERY CHARTER SCHOOL – SMEDLEY ELEMENTARY**  
**NOTES TO FINANCIAL STATEMENTS**  
**JUNE 30, 2021**

**NOTE 2 CASH AND INVESTMENTS**

**Deposits**

Custodial credit risk is the risk that in the event of a bank failure, the School's deposits may not be returned to it. The School invests in repurchase agreements with its bank wherein the funds are secured by obligations of the U.S. government or agencies or instrumentalities of the U.S. government. As of June 30, 2021, \$3,515,430 of the School's bank balance was exposed to custodial credit risk as follows:

Uninsured and Uncollateralized	\$ 3,515,430
Total Custodial Credit Risk	<u>\$ 3,515,430</u>

Reconciliation to the financial statements:

Custodial Credit Risk from Above	\$ 3,515,430
Plus: Insured Amount	257,790
Less: Outstanding Checks	<u>(97,127)</u>
Total Cash	3,676,093
Investments	<u>1,249,962</u>
Total Cash and Investments	<u>\$ 4,926,055</u>

**Investments**

As of June 30, 2021, the School's investments are stated at net asset value as a practical expedient to fair value. Investments are comprised of a money market fund and totaled \$1,249,962 as of June 30, 2021.

**NOTE 3 CAPITAL ASSETS**

Capital assets are stated at cost. Depreciation has been calculated on such assets using the straight-line method over the following estimated lives:

Leasehold Improvements	2 to 5 Years
Equipment	5 to 10 Years
Furniture and Fixtures	7 Years
Software	3 Years
Capital Lease Equipment	5 Years

**MASTERY CHARTER SCHOOL – SMEDLEY ELEMENTARY**  
**NOTES TO FINANCIAL STATEMENTS**  
**JUNE 30, 2021**

**NOTE 3 CAPITAL ASSETS (CONTINUED)**

Capital asset activity for the year is summarized below:

Description	Balance July 1, 2020	Deletions	Additions	Balance June 30, 2021
Leasehold Improvements	\$ 3,061,577	\$ -	\$ 271,530	\$ 3,333,107
Furniture and Equipment	1,193,649	-	135,418	1,329,067
Capital Lease Equipment	275,371	-	-	275,371
Software	35,077	-	-	35,077
Total	4,565,674	-	406,948	4,972,622
Less: Accumulated Depreciation	3,660,048	-	110,025	3,770,073
Capital Assets, Net	<u>\$ 905,626</u>	<u>\$ -</u>	<u>\$ 296,923</u>	<u>\$ 1,202,549</u>

Depreciation expense charged to governmental functions amounted to \$110,025 for the year ended June 30, 2021 and is unallocated.

**NOTE 4 CAPITAL LEASE OBLIGATIONS**

The School leases a copier under a capital lease that expires in June 2024, requiring monthly payments of principal and interest amounting to \$810, at a rate of 6.172% per annum. As of June 30, 2021, leased copiers are reflected at a cost of \$273,371 and related accumulated depreciation of \$251,779.

Future minimum payments under the capital lease as of June 30, 2021 are as follows:

Year Ending June 30,	Amount
2022	\$ 9,720
2023	9,720
2024	9,720
Total	29,160
Less: Amount Representing Interest	2,602
Present Value of Minimum Lease Payments	<u>\$ 26,558</u>

The following is a summary of changes in long-term debt for the year ended June 30, 2021:

	Balance July 1, 2020	Increases	Decreases	Balance June 30, 2021	Current Portion
Capital Lease Obligation	\$ 36,210	\$ -	\$ 9,652	\$ 26,558	\$ 8,314

**MASTERY CHARTER SCHOOL – SMEDLEY ELEMENTARY**  
**NOTES TO FINANCIAL STATEMENTS**  
**JUNE 30, 2021**

**NOTE 5 REVENUE**

Charter schools are funded by the local public school district in which each student resides. The rate per student is determined annually and is based on the budgeted total expenditure per average daily membership of the prior school year for each school district. The majority of the students for the School reside in Philadelphia. For the year ended June 30, 2021, the rate for the School District of Philadelphia was \$10,788 per year for regular education students plus additional funding for special education students. The annual rate is paid monthly by the School District of Philadelphia and is prorated if a student enters or leaves during the year. Total revenue from these sources was \$11,661,801 for the year ended June 30, 2021.

**NOTE 6 GOVERNMENT GRANTS AND REIMBURSEMENT PROGRAMS**

The School participates in numerous state and federal grant and reimbursement programs, which are governed by various rules and regulations of the grantor agencies. Costs charged to the respective grant programs and reimbursement programs for social security taxes, retirement expense, facility lease expense, and health services are subject to audit and adjustment by the grantor agencies; therefore, to the extent that the School has not complied with the rules and regulations governing the grants and reimbursement programs, refunds of any money received may be required and the collectability of any related receivable at June 30, 2021 may be impaired. In the opinion of the School, there are no significant contingent liabilities relating to compliance with the rules and regulations governing the respective grants; therefore, no provision has been recorded in the accompanying financial statements for such contingencies.

**NOTE 7 RETIREMENT PLAN**

Effective July 1, 2012, the School was part of the Mastery Charter School 403(b) Retirement Plan, a multiple-employer defined contribution plan under Section 403(b) of the IRC, which employees of the School can elect to contribute. Employees, who do not participate in the PSERS retirement plan, can contribute up to 5% of their qualified compensation, with the School matching up to 5% of their qualified compensation. Employees who participate in the PSERS retirement plan can also participate in the 403(b) plan, but these 403(b) contributions are not matched by the School. The School's contributions to the plan for the year ended June 30, 2021 was \$165,377.

Employees are immediately vested in their own contributions and earnings on those contributions. Employees become vested in School contributions and earnings on School contributions after one year of services. Nonvested contributions are forfeited upon termination of employment and such forfeitures are used to pay a portion of the plan's administrative expenses.

The School owed \$897 to the plan at June 30, 2021.

**MASTERY CHARTER SCHOOL – SMEDLEY ELEMENTARY**  
**NOTES TO FINANCIAL STATEMENTS**  
**JUNE 30, 2021**

**NOTE 8 PENSION LIABILITIES, PENSION EXPENSE, DEFERRED OUTFLOWS OF RESOURCES, AND DEFERRED INFLOWS OF RESOURCES RELATED TO PENSIONS**

At June 30, 2021, the School reported a liability of \$8,174,000 for its proportionate share of net pension liability for the PSERS Plan. The net pension liability was measured as of June 30, 2020, and the total pension liability used to calculate the net pension liability was determined by rolling forward the System's total pension liability as of June 30, 2019 to June 30, 2020. The School's proportion of the net pension liability was calculated utilizing the School's one-year reported contributions as it relates to the total one-year reported contributions. At June 30, 2021, the School's proportion was 0.0166%, which was an increase of 0.0002% from its proportion measured as of June 30, 2020.

For the year ended June 30, 2021, the School recognized a pension credit of (\$55,000). At June 30, 2021, the employer reported deferred outflows of resources and deferred inflows of resources related to pensions from the following sources:

	Deferred Outflows of Resources	Deferred Inflows of Resources
Difference Between Expected and Actual Experience	\$ 21,000	\$ (196,000)
Changes in Assumptions	-	-
Net Difference Between Projected and Actual Investment Earnings	359,000	-
Changes in Proportions	-	-
Difference Between Employer Contributions and Proportionate Share of Total Contributions	95,447	(716,000)
Contributions Subsequent to the Measurement Date	756,000	-
Total	<u>\$ 1,231,447</u>	<u>\$ (912,000)</u>

The amount of \$756,000 reported as deferred outflows of resources related to pensions resulting from School contributions subsequent to the measurement date will be recognized as a reduction of the net pension liability in the year ending June 30, 2022. Other amounts reported as deferred outflows of resources and deferred inflows of resources related to pensions will be recognized in pension expense as follows:

<u>Year Ending June 30,</u>	<u>Amount</u>
2022	\$ (681,848)
2023	15,987
2024	111,045
2025	118,263
Total	<u>\$ (436,553)</u>

**MASTERY CHARTER SCHOOL – SMEDLEY ELEMENTARY**  
**NOTES TO FINANCIAL STATEMENTS**  
**JUNE 30, 2021**

**NOTE 8 PENSION LIABILITIES, PENSION EXPENSE, DEFERRED OUTFLOWS OF RESOURCES AND DEFERRED INFLOWS OF RESOURCES RELATED TO PENSIONS (CONTINUED)**

**Actuarial Assumptions**

The total pension liability as of June 30, 2020 was determined by rolling forward the System’s total pension liability as of the June 30, 2019 actuarial valuation to June 30, 2020 using the following actuarial assumptions, applied to all periods included in the measurement:

- Actuarial Cost Method – Entry Age Normal – Level % of Pay
- Investment Return – The investment rate of return was 7.25%, including inflation at 2.75%.
- Salary Increases – Effective average of 5.00%, comprised of inflation of 2.75% and 2.25% for real wage growth and for merit or seniority increases.
- Mortality rates were based on the RP-2014 Mortality Tables for Males and Females, adjusted to reflect PSERS’ experience and projected using a modified version of the MP-2015 Mortality Improvement Scale.

The actuarial assumptions used in the June 30, 2020, valuation were based on the experience study that was performed for the five-year period ending June 30, 2015.

The long-term expected rate of return on pension plan investments was determined using a building-block method in which best estimate ranges of expected future rates of return (expected returns, net of pension plan investment expense and inflation) are developed for each major asset class. These ranges are combined to produce the long-term expected rate of return by weighting the expected future real rates of return by the target asset allocation percentage and by adding expected inflation.

The pension plan’s policy in regard to the allocation of invested plan assets is established and may be amended by the PSERS board. Plan assets are managed with a long-term objective of achieving and maintaining a fully funded status for the benefits provided through the pension.

This was the PSERS board’s adopted asset allocation policy and best estimates of geometric real rates of return for each major asset class as of June 30, 2020.

Asset Class	Target Allocation	Long-Term Expected Real Rate of Return
Global Public Equity	15 %	5.2%
Private Equity	15	7.2%
Fixed Income	36	1.1%
Commodities	8	1.8%
Absolute Return	10	2.5%
Infrastructure/MLPs	6	2.7%
Real Estate	10	5.5%
Risk Parity	8	3.3%
Cash	6	-1.0%
Financing (LIBOR)	(14)	-0.7%
Total	<u>100 %</u>	

**MASTERY CHARTER SCHOOL – SMEDLEY ELEMENTARY  
NOTES TO FINANCIAL STATEMENTS  
JUNE 30, 2021**

**NOTE 8 PENSION LIABILITIES, PENSION EXPENSE, DEFERRED OUTFLOWS OF RESOURCES AND DEFERRED INFLOWS OF RESOURCES RELATED TO PENSIONS (CONTINUED)**

**Discount Rate**

The discount rate used to measure the total pension liability was 7.25%. The projections of cash flows used to determine the discount rate assumed that contributions from plan members will be made at the current contribution rate and that contributions from employers will be made contractually required rates, actuarially determined. Based on those assumptions, the pension plan’s fiduciary net asset position was projected to be available to make all projected future benefit payments of current plan members. Therefore, the long-term expected rate of return on pension plan investments was applied to all periods of projected benefit payments to determine the total pension liability.

**Sensitivity of the Employer’s Proportionate Share of the Net Pension Liability to Changes in the Discount Rate**

The following presents the net pension liability, calculated using the discount rate of 7.25%, as well as what the net pension liability would be if it were calculated using a discount rate that is 1 percentage point lower (6.25%), or 1 percentage point higher (8.25%) than the current rate (in thousands):

	1% Decrease 6.25%	Current Discount Rate 7.25%	1% Increase 8.25%
Employer's Proportionate Share of the Net Pension Liability	\$ 10,113	\$ 8,174	\$ 6,531

**Pension Plan Fiduciary Net Position**

Detailed information about PSERS’ fiduciary net position is available in PSERS Comprehensive Annual Financial Report which can be found on the System’s website at [www.psers.pa.gov](http://www.psers.pa.gov).

**NOTE 9 OTHER POSTEMPLOYMENT BENEFITS, BENEFIT EXPENSE, DEFERRED OUTFLOWS OF RESOURCES, AND DEFERRED INFLOWS OF RESOURCES RELATED TO OTHER POSTEMPLOYMENT BENEFITS**

At June 30, 2021, the School reported a liability of \$359,000 for its proportionate share of the net OPEB liability. The net OPEB liability was measured as of June 30, 2020, and the total OPEB liability used to calculate the net OPEB liability was determined by rolling forward the System’s total OPEB liability as of June 30, 2019 to June 30, 2020. The School’s proportion of the net OPEB liability was calculated utilizing the employer’s one-year reported covered payroll as it relates to the total one-year reported covered payroll. At June 30, 2021, the School’s proportion was 0.0166%, which was an increase of 0.0002% from its proportion measured as of June 30, 2020.

**MASTERY CHARTER SCHOOL – SMEDLEY ELEMENTARY**  
**NOTES TO FINANCIAL STATEMENTS**  
**JUNE 30, 2021**

**NOTE 9 OTHER POSTEMPLOYMENT BENEFITS, BENEFIT EXPENSE, DEFERRED OUTFLOWS OF RESOURCES, AND DEFERRED INFLOWS OF RESOURCES RELATED TO OTHER POSTEMPLOYMENT BENEFITS (CONTINUED)**

For the year ended June 30, 2021, the School recognized OPEB credit of \$2,000. At June 30, 2021, the School reported deferred outflows of resources and deferred inflows of resources related to OPEB from the following sources:

	<u>Deferred Outflows of Resources</u>	<u>Deferred Inflows of Resources</u>
Difference Between Expected and Actual Experience	\$ 3,000	\$ -
Changes in Assumptions	15,000	(8,000)
Net Difference Between Projected and Actual Investment Earnings	1,000	-
Changes in Proportions	4,000	(71,000)
Difference Between Employer Contributions and Proportionate Share of Total Contributions	-	(2,000)
Contributions Subsequent to the Measurement Date	<u>18,000</u>	<u>-</u>
Total	<u><u>\$ 41,000</u></u>	<u><u>\$ (81,000)</u></u>

The amount of \$18,000 reported as deferred outflows of resources related to OPEB resulting from School contributions subsequent to the measurement date will be recognized as a reduction of the net OPEB liability in the year ending June 30, 2022. Other amounts reported as deferred outflows of resources and deferred inflows of resources related to OPEB will be recognized in OPEB expense as follows:

<u>Year Ending June 30,</u>	<u>Amount</u>
2022	\$ (20,541)
2023	(20,290)
2024	(13,274)
2025	(6,932)
2026	1,574
Thereafter	<u>1,463</u>
Total	<u><u>\$ (58,000)</u></u>

**MASTERY CHARTER SCHOOL – SMEDLEY ELEMENTARY**  
**NOTES TO FINANCIAL STATEMENTS**  
**JUNE 30, 2021**

**NOTE 9 OTHER POSTEMPLOYMENT BENEFITS, BENEFIT EXPENSE, DEFERRED OUTFLOWS OF RESOURCES, AND DEFERRED INFLOWS OF RESOURCES RELATED TO OTHER POSTEMPLOYMENT BENEFITS (CONTINUED)**

**Actuarial Assumptions and Other Inputs**

The total OPEB liability as of June 30, 2020, was determined by rolling forward the PSERS total OPEB liability as of June 30, 2019, to June 30, 2020, using the following actuarial assumptions, applied to all periods included in the measurement:

- Actuarial cost method was entry age normal, level percent of pay.
- Investment return – 2.79% - S&P 20 Year Municipal Bond Rate.
- Effective average salary growth of 5.0%, comprising 2.75% for inflation and 2.25% for real wage growth and for merit and seniority increases.
- Premium Assistance reimbursement benefits capped at \$1,200 per year.
- Assumed healthcare cost trends were applied to retirees with less than \$1,200 in premium assistance per year.
- Mortality rates were based on the RP-2014 Mortality Tables for Males and Females, adjusted to reflect PSERS' experience and projected using a modified version of the MP-2015 Mortality Improvement Scale.
- Participation rate:
  - Eligible retirees will elect to participate pre-age 65 at 50%,
  - Eligible retirees will elect to participate post-age 65 at 70%.

The actuarial assumptions used in the June 30, 2019 valuation were based on the results of an actuarial experience study that was performed for the five year the period ending June 30, 2015.

The following assumptions were used to determine the contribution rate:

- The results of the actuarial valuation as of June 30, 2018, determined the employer contribution rate for fiscal year 2020.
- Cost method was developed using the amount necessary to assure solvency of Premium Assistance through the third fiscal year after the valuation date.
- Asset valuation method was market value.
- Participation rate assumed that 63% of eligible retirees will elect premium assistance.
- Mortality rates and retirement ages were based on the RP-2000 Combined Healthy Annuitant Tables with age set back 3 for both males and females for healthy annuitants and for dependent beneficiaries. For disabled annuitants, the RP-2000 Combined Disabled Tables with age set back 7 years for males and 3 years for females for disabled annuitants. (A unisex table based on the RP-2000 Combined Healthy Annuitant Tables with age set back 3 years for both genders assuming the population consists of 25% males and 75% females is used to determine actuarial equivalent benefits).

Investments consist primarily of short-term assets designed to protect the principal of the plan assets. The expected rate of return on OPEB plan investments was determined using the OPEB asset allocation policy and best estimates of geometric real rates of return for each asset class.



**MASTERY CHARTER SCHOOL – SMEDLEY ELEMENTARY  
NOTES TO FINANCIAL STATEMENTS  
JUNE 30, 2021**

**NOTE 9 OTHER POSTEMPLOYMENT BENEFITS, BENEFIT EXPENSE, DEFERRED OUTFLOWS OF RESOURCES, AND DEFERRED INFLOWS OF RESOURCES RELATED TO OTHER POSTEMPLOYMENT BENEFITS (CONTINUED)**

**Actuarial Assumptions and Other Inputs (Continued)**

The OPEB plan’s policy with regard to the allocation of invested plan assets is established and may be amended by the PSERS board. Under the program, as defined in the retirement code, employer contribution rates for Premium Assistance are established to provide reserves in the Health Insurance Account that are sufficient for the payment of premium assistance benefits for each succeeding year. Following is the PSERS board’s adopted asset allocation policy and best estimates of geometric real rates of return for each major asset class, as of June 30, 2020.

<u>Asset Class</u>	<u>Target Allocation</u>	<u>Long-Term Expected Real Rate of Return</u>
Cash	50.3 %	-1.00%
U.S. Core Fixed Income	46.5	-0.10%
Non-U.S. Developed Fixed	3.5	-0.10%
	<u>100.3 %</u>	

**Discount Rate**

The discount rate used to measure the total OPEB liability was 2.66% at June 30, 2020. Under the plan’s funding policy, contributions are structured for short-term funding of Premium Assistance. The funding policy sets contribution rates necessary to assure solvency of Premium Assistance through the third fiscal year after the actuarial valuation date. The Premium Assistance account is funded to establish reserves that are sufficient for the payment of Premium Assistance benefits for each succeeding year. Due to the short-term funding policy, the OPEB plan’s fiduciary net position was not projected to be sufficient to meet projected future benefit payments; therefore, the plan is considered to be a pay-as-you-go plan. A discount rate of 2.66%, which represents the S&P 20-year Municipal Bond Rate at June 30, 2020, was applied to all projected benefit payments to measure the total OPEB liability.

**Sensitivity of the System Net OPEB Liability to Change in Healthcare Cost Trend Rates**

Healthcare cost trends were applied to retirees receiving less than \$1,200 in annual Premium Assistance. As of June 30, 2020, retirees Premium Assistance benefits are not subject to future healthcare cost increases. The annual Premium Assistance reimbursement for qualifying retirees is capped at a maximum of \$1,200. As of June 30, 2020, 93,693 retirees were receiving the maximum amount allowed of \$1,200 per year and 688 members were receiving less than the maximum amount allowed of \$1,200 per year. The actual number of retirees receiving less than the \$1,200 per year cap is a small percentage of the total population and has a minimal impact on Healthcare Cost Trends as depicted below.

**MASTERY CHARTER SCHOOL – SMEDLEY ELEMENTARY**  
**NOTES TO FINANCIAL STATEMENTS**  
**JUNE 30, 2021**

**NOTE 9 OTHER POSTEMPLOYMENT BENEFITS, BENEFIT EXPENSE, DEFERRED OUTFLOWS OF RESOURCES, AND DEFERRED INFLOWS OF RESOURCES RELATED TO OTHER POSTEMPLOYMENT BENEFITS (CONTINUED)**

**Sensitivity of the System Net OPEB Liability to Change in Healthcare Cost Trend Rates (Continued)**

The following presents the School’s share of the Premium Assistance net OPEB liability at June 30, 2020, calculated using Healthcare Cost Trends as well as what the System net OPEB liability would be if the Healthcare Cost Trends were 1 percentage point lower or 1 percentage point higher than the current rate:

Sensitivity of the Premium Assistance Net OPEB Liability to Changes in the Healthcare Cost Trend Rate (in Thousands)		
1% Decrease	Health Care Cost Trend Current Rate	1% Increase
\$ 359	\$ 359	\$ 359

**Sensitivity of the School’s Proportionate Share of the Net OPEB Liability to Changes in the Discount Rate**

The following presents the net OPEB liability, calculated using the discount rate of 2.66%, as well as what the net OPEB liability would be if it were calculated using a discount rate that is 1-percentage point lower (1.66%) or one percentage point higher (3.66%) than the current rate (2.66%).

Sensitivity of the Premium Assistance Net OPEB Liability to Changes in the Discount Rate (in Thousands)		
1% Decrease 1.79%	Current Rate 2.79%	1% Increase 3.79%
\$ 409	\$ 359	\$ 317

**OPEB Plan Fiduciary Net Position**

Detailed information about PSERS’ fiduciary net position is available in the PSERS Comprehensive Annual Financial Report which can be found on the System’s website at [www.psers.pa.gov](http://www.psers.pa.gov).

**NOTE 10 RISK MANAGEMENT**

The School is exposed to various risks of loss related to torts: theft of, damage to, and destruction of assets; errors and omissions; injuries to employees; and natural disasters. The School carries commercial insurance for such risks. Settled claims resulting from these risks have not exceeded commercial insurance coverage in the past three years.

**MASTERY CHARTER SCHOOL – SMEDLEY ELEMENTARY**  
**NOTES TO FINANCIAL STATEMENTS**  
**JUNE 30, 2021**

**NOTE 11 MANAGEMENT AGREEMENT**

The Mastery Schools use the Network Support Team (NST) for their educational, administrative, and financial services. The NST is a proprietary fund that is included in the total activities of the Mastery Charter High School.

As of July 1, 2020, the School entered into a one-year agreement with the Mastery Charter High School to provide educational, administrative, finance, and other back-office services. As a result of common usage of the NST, the Mastery Schools are considered related parties (see Note 12). The NST management fee is 10% of the per-pupil funding received from the local school district by each school. The total fee was \$1,166,180 for the year ended June 30, 2021. The management agreement also provides for technology subscription services. The subscription fee is set annually based on the technology deployed at each school. The technology subscription fee was \$189,000 for the year ended June 30, 2021. Unless specified notice is given, the management agreement renews each year during the term of the School's charter.

**NOTE 12 RELATED PARTY TRANSACTIONS**

Mastery Charter High School, Mastery Charter School – Shoemaker Campus, Mastery Charter School – Thomas Campus, Mastery Charter School – Pickett Campus, Mastery Charter School – Harrity Elementary, Mastery Charter School – Mann Elementary, Hardy Williams Academy Charter School, Mastery Charter School – Clymer Elementary, Mastery Charter School – Cleveland Elementary, Mastery Charter School – Gratz Campus, Francis D. Pastorius Mastery Charter School, Frederick Douglass Mastery Charter School, Mastery Charter School – John Wister Elementary, and Mastery Prep Elementary Charter School are considered related parties as a result of common members of the boards, the management of the schools, and common usage of the NST (see Note 11).

The School had no amounts due from and to related parties as of June 30, 2021.

**NOTE 13 NEWLY ADOPTED STATEMENTS ISSUED BY THE GOVERNMENTAL ACCOUNTING STANDARDS BOARD**

In January 2017, the GASB issued Statement No. 84, *Fiduciary Activities*, which is effective for fiscal years beginning after December 15, 2019. This statement improves guidance regarding the identification of fiduciary activities for accounting and financial reporting purposes and how those activities should be reported. Criteria for identifying fiduciary activities are generally defined as (1) whether a government is controlling the assets of the fiduciary activity and (2) the beneficiaries with whom a fiduciary relationship exists. Separate criteria are included to identify fiduciary component units and postemployment benefit arrangements that are fiduciary activities. An activity meeting the criteria should be reported in a fiduciary fund in the basic financial statements. This statement also defines four fiduciary funds that should be reported. The School adopted Statement No. 84 and determined the standard did not have any impact on its financial statements.

**MASTERY CHARTER SCHOOL – SMEDLEY ELEMENTARY**  
**NOTES TO FINANCIAL STATEMENTS**  
**JUNE 30, 2021**

**NOTE 13 NEWLY ADOPTED STATEMENTS ISSUED BY THE GOVERNMENTAL ACCOUNTING STANDARDS BOARD (CONTINUED)**

In August 2018, the GASB issued Statement No. 90, *Majority Equity Interests*, which is effective for fiscal years beginning after December 15, 2019. This statement modifies previous guidance for reporting a government's majority equity interest in a legally separate organization. This statement also provides guidance for reporting component unit if a government acquires a 100% equity interest in that component unit. An equity interest is a financial interest in a legally separate organization evidenced by the ownership of shares of the organization's stock or by otherwise having an explicit, measurable right to the net resources of the organization that is usually based on an investment of financial or capital resources by a government. An equity interest is explicit and measurable if the government has a present or future claim to the net resources of the entity and the method for measuring the government's share of the entity's net resources is determinable. The School adopted Statement No. 90 for its fiscal year 2021 and determined the standard did not have any impact on its financial statements.

In March 2020, the GASB issued Statement No. 93, *Replacement of Interbank Offered Rates*, which is effective for fiscal years beginning after June 15, 2021. This statement establishes accounting and financial reporting requirements related to the replacement of IBORs in hedging derivative instruments and leases. It also identifies appropriate benchmark interest rates for hedging derivative instruments. The School adopted Statement No. 93 for its fiscal year 2021 and determined the standard did not have any impact on its financial statements.

**NOTE 14 CONTINGENCIES**

The School is sometimes subject to litigation or the threat of litigation in the ordinary course of its business. In accordance with U.S. GAAP, the School recognizes such contingencies in the financial statements when it is both probable that a material liability has been incurred and the amount can be reasonably estimated.

**MASTERY CHARTER SCHOOL – SMEDLEY ELEMENTARY**  
**SCHEDULE OF REVENUES, EXPENDITURES, AND CHANGES IN FUND BALANCE**  
**BUDGET AND ACTUAL – GENERAL FUND**  
**(UNAUDITED)**  
**YEAR ENDED JUNE 30, 2021**

	<u>Budgeted Amounts</u>		<u>Actual Amounts</u>	<u>Over (Under) Final Budget</u>
	<u>Original</u>	<u>Final</u>		
<b>REVENUES</b>				
Local Sources	\$ 11,906,000	\$ 11,710,000	\$ 11,661,801	\$ (48,199)
State Sources	98,000	104,000	89,158	(14,842)
Federal Sources	1,913,000	2,017,000	1,951,517	(65,483)
Other Grants and Contributions	-	36,000	51,777	15,777
Other Local Sources	94,000	94,000	96,095	2,095
Interest	-	-	10,312	10,312
Total Revenues	<u>14,011,000</u>	<u>13,961,000</u>	<u>13,860,660</u>	<u>(100,340)</u>
<b>EXPENDITURES</b>				
Instruction	9,483,000	9,645,000	8,516,610	(1,128,390)
Support Services	3,440,000	4,049,000	3,648,503	(400,497)
Noninstructional Services	728,000	702,000	558,226	(143,774)
Total Expenditures	<u>13,651,000</u>	<u>14,396,000</u>	<u>12,723,339</u>	<u>(1,672,661)</u>
<b>NET CHANGE IN FUND BALANCE</b>	<u>\$ 360,000</u>	<u>\$ (435,000)</u>	1,137,321	<u>\$ 1,572,321</u>
Fund Balance - Beginning of Year			<u>2,162,792</u>	
<b>FUND BALANCE - END OF YEAR</b>			<u>\$ 3,300,113</u>	

**MASTERY CHARTER SCHOOL – SMEDLEY ELEMENTARY  
SCHEDULES OF PROPORTIONATE SHARE OF  
PSERS NET PENSION LIABILITY AND CONTRIBUTIONS  
(UNAUDITED)**

**Schedule of Proportionate Share of PSERS Net Pension Liability (NPL)  
PSERS Measurement Date (Unaudited)  
(in Thousands)**

Fiscal Year	PSERS Net Pension Liability		School's Covered Employee Payroll	School's Proportionate Share of NPL as a Percent of Covered Employee Payroll	PSERS Fiduciary Net Position as a Percent of Total Pension Liability
	School's Proportion	School's Proportion Share			
2014/15	0.0258 %	\$ 10,212	\$ 3,286	311 %	57.20 %
2015/16	0.0257	11,133	3,305	337	54.40
2016/17	0.0230	11,396	2,976	383	50.14
2017/18	0.0195	9,632	2,593	371	51.80
2018/19	0.0167	8,017	2,254	356	54.00
2019/20	0.0164	7,672	2,225	345	55.66
2020/21	0.0166	8,174	2,282	358	54.32

**PSERS Schedule of Contributions (Unaudited)  
(in Thousands)**

Fiscal Year	Contractually Required Contributions	Contributions Recognized by PSERS	Contribution Deficiency (Excess)	Covered Employee Payroll	Contributions as a Percent of Covered Employee Payroll
2014/15	\$ 628	\$ 628	\$ -	\$ 3,305	19.00 %
2015/16	708	708	-	2,976	23.79
2016/17	730	730	-	2,593	28.15
2017/18	706	706	-	2,254	31.32
2018/19	725	725	-	2,225	32.58
2019/20	762	762	-	2,282	33.39
2019/20	756	756	-	2,258	33.48

**MASTERY CHARTER SCHOOL – SMEDLEY ELEMENTARY  
SCHEDULES OF PROPORTIONATE SHARE OF  
PSERS NET OPEB LIABILITY AND CONTRIBUTIONS  
(UNAUDITED)**

**Schedule of Proportionate Share of PSERS Net OPEB Liability  
PSERS Measurement Date (Unaudited)  
(in Thousands)**

Fiscal Year	PSERS Net OPEB Liability		School's Covered Employee Payroll	School's Proportionate Share of Net OPEB Liability as a Percentage of Covered Employee Payroll	PSERS Fiduciary Net Position as a Percentage of Total OPEB Liability
	School's Proportion	School's Proportionate Share			
2017/18	0.0195 %	\$ 397	\$ 2,593	15.31 %	5.73 %
2018/19	0.0167	348	2,254	15.44	5.56
2019/20	0.0164	349	2,225	15.69	5.56
2020/21	0.0166	359	2,282	15.73	5.69

**PSERS OPEB Schedule of Contributions (Unaudited)  
(in Thousands)**

Fiscal Year	Contractually Required Contributions	Contributions Recognized by PSERS in FY	Contribution Deficiency (Excess)	Covered Employee Payroll	Contributions as a Percent of Covered Employee Payroll
2017/18	\$ 18	\$ 18	\$ -	\$ 2,254	0.80 %
2018/19	18	18	-	2,225	0.81
2019/20	19	19	-	2,282	0.83
2020/21	18	18	-	2,258	0.80

**MASTERY CHARTER SCHOOL – SMEDLEY ELEMENTARY  
SCHEDULE OF EXPENDITURES OF FEDERAL AWARDS  
YEAR ENDED JUNE 30, 2021**

Federal Grantor Pass-Through Grantor Program Title	Source Code	Federal Assistance Listing Number	Pass-Through Grantor's Number	Grant Period Beginning/ Ending Date	Grant Amount	Amount (Deferred) Revenue at July 1, 2020	Total Received for the Year	Federal Expenditures	Accrued (Deferred) Revenue at June 30, 2021
<b>U.S. Department of Education</b>									
Pass-Through Pennsylvania Department of Education:									
Title I - Improving Basic Programs	I	84.010	013 211094	8/6/20 - 9/30/21	\$ 723,540	\$ -	\$ 723,540	\$ 723,540	\$ -
Title II - Improving Teacher Quality	I	84.367	020 211094	8/6/20 - 9/30/21	55,310	-	55,310	55,310	-
Title IV - Student Support and Academic Enrichment	I	84.424	144 211094	8/6/20 - 9/30/21	52,185	-	52,185	52,185	-
Education Stabilization Fund:									
COVID-19, Elementary and Secondary School Emergency Relief Fund	I	84.425D	200 201094	3/13/20 - 9/30/21	565,169	-	327,203	245,000	(82,203)
Pass-Through Pennsylvania Department of Education:									
COVID-19, Special Education COVID-19 Impact Mitigation Grant	I	84.027	252 201094	7/1/20 - 9/30/21	5,948	-	5,948	5,948	-
Pass-Through School District of Philadelphia:									
Individual with Disabilities Education Act Part B	I	84.027	N/A	7/1/19 - 6/30/20	181,665	181,665	181,665	-	-
Individual with Disabilities Education Act Part B	I	84.027	N/A	7/1/20 - 6/30/21	190,683	-	-	190,683	190,683
Total Assistance Listing #84.027						<u>181,665</u>	<u>187,613</u>	<u>196,631</u>	<u>190,683</u>
Total U.S. Department of Education						<u>181,665</u>	<u>1,345,851</u>	<u>1,272,666</u>	<u>108,480</u>
<b>U.S. Department of the Treasury</b>									
Pass-Through Pennsylvania Commission on Crime and Delinquency:									
COVID-19, Coronavirus Relief Fund	I	21.019	2020-CS-01-34132	3/1/20 - 10/30/20	90,000	-	90,000	90,000	-
Total U.S. Department of the Treasury						<u>-</u>	<u>90,000</u>	<u>90,000</u>	<u>-</u>
<b>U.S. Department of Agriculture</b>									
Child Nutrition Cluster:									
Pass-Through Pennsylvania Department of Education:									
Food and Nutrition Services - School Breakfast Program	I	10.553	N/A	7/1/19 - 6/30/20	343,512	119,374	119,374	-	-
Food and Nutrition Services - School Lunch Program	I	10.555	N/A	7/1/19 - 6/30/20	623,035	189,916	189,916	-	-
Food and Nutrition Services - School Breakfast Program	I	10.553	N/A	7/1/20 - 6/30/21	208,760	-	173,864	208,761	34,897
Food and Nutrition Services - School Lunch Program	I	10.555	N/A	7/1/20 - 6/30/21	332,629	-	277,042	332,629	55,587
Pass-Through Pennsylvania Department of Agriculture:									
Food and Nutrition Services - School Lunch Program - Donated Commodities	I	10.555	N/A	7/1/20 - 6/30/21	19,556	-	19,556	19,556	-
Total Child Nutrition Cluster						<u>309,290</u>	<u>779,752</u>	<u>560,946</u>	<u>90,484</u>
Pass-Through Pennsylvania Department of Education:									
Food and Nutrition Services - Fresh Fruit and Vegetable Program	I	10.582	N/A	7/1/20 - 6/30/21	27,905	-	18,397	27,905	9,508
Total U.S. Department of Agriculture						<u>309,290</u>	<u>798,149</u>	<u>588,851</u>	<u>99,992</u>
Total Expenditures of Federal Awards						<u>\$ 490,955</u>	<u>\$ 2,234,000</u>	<u>\$ 1,951,517</u>	<u>\$ 208,472</u>

D - Direct Funding  
I - Indirect Funding

Note: There were no awards passed through to subrecipients.

See accompanying Notes to Schedule of Expenditures of Federal Awards.



**MASTERY CHARTER SCHOOL – SMEDLEY ELEMENTARY**  
**NOTES TO SCHEDULE OF EXPENDITURES OF FEDERAL AWARDS**  
**JUNE 30, 2021**

**NOTE 1 GENERAL INFORMATION**

The accompanying schedule of expenditures of federal awards presents the activities of the federal financial assistance programs of Mastery Charter School – Smedley Elementary (School). Financial awards received directly from federal agencies, as well as financial assistance passed through other governmental agencies or nonprofit organizations, are included in the schedule.

**NOTE 2 BASIS OF PRESENTATION**

The accompanying schedule of expenditures of federal awards includes the federal grant activity of the School and is presented on the accrual basis of accounting. The information in this schedule is presented in accordance with the requirements of Title 2 U.S. *Code of Federal Regulations* Part 200, *Uniform Administrative Requirements, Cost Principles, and Audit Requirements for Federal Awards*.

**NOTE 3 RELATIONSHIP TO FINANCIAL STATEMENTS**

The schedule of expenditures of federal awards presents only a selected portion of the activities of the School. It is not intended to, nor does it, present either the balance sheet, revenue, expenditures, or changes in fund balances of governmental funds. The financial activity for the aforementioned awards is reported in the School's statement of activities and statement of revenue, expenditures, and changes in fund balance – governmental funds.

**NOTE 4 INDIRECT COST RATE**

Mastery Charter School – Smedley Elementary has elected not to use the 10 percent de minimis indirect cost rate allowed under the Uniform Guidance.



**INDEPENDENT AUDITORS' REPORT ON INTERNAL CONTROL OVER  
FINANCIAL REPORTING AND ON COMPLIANCE AND OTHER MATTERS  
BASED ON AN AUDIT OF FINANCIAL STATEMENTS PERFORMED  
IN ACCORDANCE WITH *GOVERNMENT AUDITING STANDARDS***

Board of Trustees  
Mastery Charter School – Smedley Elementary  
Philadelphia, Pennsylvania

We have audited, in accordance with the auditing standards generally accepted in the United States of America and the standards applicable to financial audits contained in *Government Auditing Standards* issued by the Comptroller General of the United States, the financial statements of the governmental activities and the general fund of Mastery Charter School – Smedley Elementary, as of and for the year ended June 30, 2021, and the related notes to the financial statements, which collectively comprise Mastery Charter School – Smedley Elementary's basic financial statements, and have issued our report thereon dated December 9, 2021.

**Internal Control Over Financial Reporting**

In planning and performing our audit of the financial statements, we considered Mastery Charter School – Smedley Elementary's internal control over financial reporting (internal control) as a basis for designing audit procedures that are appropriate in the circumstances for the purpose of expressing our opinions on the financial statements, but not for the purpose of expressing an opinion on the effectiveness of Mastery Charter School – Smedley Elementary's internal control. Accordingly, we do not express an opinion on the effectiveness of Mastery Charter School – Smedley Elementary's internal control.

A *deficiency in internal control* exists when the design or operation of a control does not allow management or employees, in the normal course of performing their assigned functions, to prevent, or detect and correct, misstatements on a timely basis. A *material weakness* is a deficiency, or a combination of deficiencies, in internal control, such that there is a reasonable possibility that a material misstatement of the entity's financial statements will not be prevented, or detected and corrected on a timely basis. A *significant deficiency* is a deficiency, or a combination of deficiencies, in internal control that is less severe than a material weakness, yet important enough to merit attention by those charged with governance.


Our consideration of internal control was for the limited purpose described in the first paragraph of this section and was not designed to identify all deficiencies in internal control that might be material weaknesses or significant deficiencies. Given these limitations, during our audit we did not identify any deficiencies in internal control that we consider to be material weaknesses. However, material weaknesses may exist that have not been identified.

**Compliance and Other Matters**

As part of obtaining reasonable assurance about whether Mastery Charter School – Smedley Elementary’s financial statements are free from material misstatement, we performed tests of its compliance with certain provisions of laws, regulations, contracts, and grant agreements, noncompliance with which could have a direct and material effect on the financial statements. However, providing an opinion on compliance with those provisions was not an objective of our audit and, accordingly, we do not express such an opinion. The results of our tests disclosed no instances of noncompliance or other matters that are required to be reported under *Government Auditing Standards*.

**Purpose of this Report**

The purpose of this report is solely to describe the scope of our testing of internal control and compliance and the results of that testing, and not to provide an opinion on the effectiveness of the entity’s internal control or on compliance. This report is an integral part of an audit performed in accordance with *Government Auditing Standards* in considering the entity’s internal control and compliance. Accordingly, this communication is not suitable for any other purpose.



**CliftonLarsonAllen LLP**

Plymouth Meeting, Pennsylvania  
December 9, 2021



**INDEPENDENT AUDITORS' REPORT ON COMPLIANCE FOR EACH MAJOR  
FEDERAL PROGRAM AND REPORT ON INTERNAL CONTROL OVER  
COMPLIANCE REQUIRED BY THE UNIFORM GUIDANCE**

Board of Trustees  
Mastery Charter School – Smedley Elementary  
Philadelphia, Pennsylvania

**Report on Compliance for Each Major Federal Program**

We have audited Mastery Charter School – Smedley Elementary's compliance with the types of compliance requirements described in the *OMB Compliance Supplement* that could have a direct and material effect on each of Mastery Charter School – Smedley Elementary's major federal programs for the year ended June 30, 2021. Mastery Charter School – Smedley Elementary's major federal programs are identified in the summary of auditors' results section of the accompanying schedule of findings and questioned costs.

***Management's Responsibility***

Management is responsible for compliance with the requirements of federal statutes, regulations, and the terms and conditions of its federal awards applicable to its federal programs.

***Auditors' Responsibility***

Our responsibility is to express an opinion on compliance for each of Mastery Charter School – Smedley Elementary's major federal programs based on our audit of the types of compliance requirements referred to above. We conducted our audit of compliance in accordance with auditing standards generally accepted in the United States of America; the standards applicable to financial audits contained in *Government Auditing Standards*, issued by the Comptroller General of the United States; and the audit requirements of Title 2 U.S. *Code of Federal Regulations* Part 200, *Uniform Administrative Requirements, Cost Principles, and Audit Requirements for Federal Awards* (Uniform Guidance). Those standards and the Uniform Guidance require that we plan and perform the audit to obtain reasonable assurance about whether noncompliance with the types of compliance requirements referred to above that could have a direct and material effect on a major federal program occurred. An audit includes examining, on a test basis, evidence about Mastery Charter School — Smedley Elementary's compliance with those requirements and performing such other procedures as we considered necessary in the circumstances.

We believe that our audit provides a reasonable basis for our audit opinion on compliance for each major federal program. However, our audit does not provide a legal determination of Mastery Charter School – Smedley Elementary's compliance.

**Opinion on Each Major Federal Program**

In our opinion, Mastery Charter School – Smedley Elementary complied, in all material respects, with the types of compliance requirements referred to above that could have a direct and material effect on its major federal program for the year ended June 30, 2021.


**Report on Internal Control Over Compliance**

Management of Mastery Charter School – Smedley Elementary is responsible for establishing and maintaining effective internal control over compliance with the types of compliance requirements referred to above. In planning and performing our audit of compliance, we considered Mastery Charter School – Smedley Elementary’s internal control over compliance with the types of requirements that could have a direct and material effect on each major federal program to determine the auditing procedures that are appropriate in the circumstances for the purpose of expressing an opinion on compliance for each major federal program and to test and report on internal control over compliance in accordance with Uniform Guidance, but not for the purpose of expressing an opinion on the effectiveness of internal control over compliance. Accordingly, we do not express an opinion on the effectiveness of Mastery Charter School – Smedley Elementary’s internal control over compliance.

*A deficiency in internal control over compliance* exists when the design or operation of a control over compliance does not allow management or employees, in the normal course of performing their assigned functions, to prevent, or detect and correct, noncompliance with a type of compliance requirement of a federal program on a timely basis. *A material weakness in internal control over compliance* is a deficiency, or a combination of deficiencies, in internal control over compliance, such that there is a reasonable possibility that material noncompliance with a type of compliance requirement of a federal program will not be prevented, or detected and corrected, on a timely basis. *A significant deficiency in internal control over compliance* is a deficiency, or a combination of deficiencies, in internal control over compliance with a type of compliance requirement of a federal program that is less severe than a material weakness in internal control over compliance, yet important enough to merit attention by those charged with governance.

Our consideration of internal control over compliance was for the limited purpose described in the first paragraph of this section and was not designed to identify all deficiencies in internal control over compliance that might be material weaknesses or significant deficiencies. We did not identify any deficiencies in internal control over compliance that we consider to be material weaknesses. However, material weaknesses may exist that have not been identified.

The purpose of this report on internal control over compliance is solely to describe the scope of our testing of internal control over compliance and the results of that testing based on the requirements of Uniform Guidance. Accordingly, this report is not suitable for any other purpose.



**CliftonLarsonAllen LLP**

Plymouth Meeting, Pennsylvania  
December 9, 2021

**MASTERY CHARTER SCHOOL – SMEDLEY ELEMENTARY  
SCHEDULE OF FINDINGS AND QUESTIONED COSTS  
YEAR ENDED JUNE 30, 2021**

---

**Section I – Summary of Auditors’ Results**

---

**Financial Statements**

1. Type of auditors’ report issued: Unmodified
2. Internal control over financial reporting:
- Material weakness(es) identified? \_\_\_\_\_ yes        X   no
  - Significant deficiency(ies) identified that are not considered to be material weakness(es)? \_\_\_\_\_ yes        X   none reported
3. Noncompliance material to financial statements noted? \_\_\_\_\_ yes        X   no

**Federal Awards**

1. Internal control over major federal programs:
- Material weakness(es) identified? \_\_\_\_\_ yes        X   no
  - Significant deficiency(ies) identified that are not considered to be material weakness(es)? \_\_\_\_\_ yes        X   none reported
2. Type of auditors’ report issued on compliance for major federal programs: Unmodified
3. Any audit findings disclosed that are required to be reported in accordance with 2 CFR 200.516(a)? \_\_\_\_\_ yes        X   no

**Identification of Major Federal Programs**

Federal Assistance Listing Number(s)	Name of Federal Program or Cluster
84.027	Pass-Through School District of Philadelphia – Individual with Disabilities Education Act Part B
84.425D	Pass-Through Pennsylvania Department of Education – COVID-19, Education Stabilization Fund

- Dollar threshold used to distinguish between Type A or Type B programs was: \$   750,000
- Auditee qualified as low-risk auditee        X   yes      \_\_\_\_\_ no

**MASTERY CHARTER SCHOOL – SMEDLEY ELEMENTARY  
SCHEDULE OF FINDINGS AND QUESTIONED COSTS (CONTINUED)  
YEAR ENDED JUNE 30, 2021**

---

***Section II – Financial Statement Findings***

---

Our audit did not disclose any matters required to be reported in accordance with *Government Auditing Standards*.

---

***Section III – Findings and Questioned Costs – Major Federal Programs***

---

Our audit did not disclose any matters required to be reported in accordance with 2 CFR 200.516(a).

---

***Section IV – Prior Audit Findings***

---

There were no prior year findings required to be reported under the Uniform Grant Guidance.

Investment advisory services are offered through CliftonLarsonAllen Wealth Advisors, LLC, an SEC-registered investment advisor. CLA is an independent member of Nexia International, a leading, global network of independent accounting and consulting firms. See [nexia.com/member-firm-disclaimer](https://www.nexia.com/member-firm-disclaimer) for details. **CliftonLarsonAllen LLP**

