



APPLY PHILLY CHARTER GUIDE SY 2022-2023



Create an Account

Go to applyphillycharter.org

Select “Apply” below the image

- If you have enrolled a student through applyphillycharter before, log in using your email and password.
- If you have not used applyphillycharter before, select “Create an Account”

Fill out the parent information

You’ll get an email with a link to create a password, then sign in using the password you created



Update Family Profile

Once logged into applyphillycharter.org:

- Click **"Update Family Profile"** and enter your address.

- This should be the address where you and your student live.

- Then click **"Save & Add Student"** on the bottom of the screen

- Create an account for each child you want to enroll in the new school.

- You do NOT have to fill this out for children who are not switching schools.



Update Family Profile Cont.

When finished, click “Save.” If you are enrolling more than one student, click “Save and Add Another Student.”

Student Info

When you click Save, the student will be created and added to your profile. You can then add another student, or return to the home screen to start an application.

Please do not use nicknames for your student.

Student First Name	Student Middle Name	Student Last Name	Student Suffix
<input type="text"/>	<input type="text"/>	<input type="text"/>	--None--
Date of Birth	Gender	Relationship to Student	
<input type="text"/>	--None--	--None--	

Cancel

Save And Add Another Student

Save



Choosing a School

To apply for a new school for NEXT year, click “Apply for September 2022,” then click “Confirm”

My Students

Peter [REDACTED]	
Date Of Birth: [REDACTED]/2008	
Application for September 2022	
Status	Not Started
Action	Apply for September 2022

You may add information for a second parent/guardian or additional contact if you would like, but you do not have to. Once finished, click “Save & Next”

Select your child’s current school, their current grade,, and the grade they are applying for. Then click “Save & Next”



Choosing a School Cont.

Select Current School:

You must select a school from the dropdown












Student's Current Grade

No Current Grade



Grade Student is Applying For



Type in or find the name of the Mastery School you want to enroll in , and check the box next to it.

School Name 		Info	Grade
<input checked="" type="checkbox"/>	Mastery Charter Gratz Prep Middle School		7-8
<input checked="" type="checkbox"/>	Mastery Charter School: Frederick Douglass		K-8
<input checked="" type="checkbox"/>	Mastery Charter School: Grover Cleveland Campus		K-8
<input checked="" type="checkbox"/>	Mastery Charter School: Hardy Williams High School		7-12
<input checked="" type="checkbox"/>	Mastery Charter School: Harrity Elementary		K-8
<input checked="" type="checkbox"/>	Mastery Charter School: Lenfest Campus		7-12
<input checked="" type="checkbox"/>	Mastery Charter School: Pastorius-Richardson Elementary		K-8
<input checked="" type="checkbox"/>	Mastery Charter School: Pickett Campus		6-12
<input checked="" type="checkbox"/>	Mastery Charter School: Shoemaker Campus		7-12
<input checked="" type="checkbox"/>	Mastery Charter School: Thomas High Campus		7-12




Choosing a School Cont.

 **The school name will now appear at the bottom of the screen in the gray box. Then click “Save & Next”**

-  **If your child has a sibling that currently attends the Mastery School you are applying to, click the check box next to “Has Sibling Attending” and enter that student’s name, grade, and date of birth. If there is not a sibling currently enrolled at the Mastery school, ignore this page.**
-  **Click “Save & Next”**



Review & Submit

 **Review the information on the next page, then scroll to the bottom and check off the “Certifications” then click “Submit Application”**

Certifications

Please read each of the statements below and check the box to certify that you agree with the statement. For more information, call (800) 891-3999.

- ☒ All the information provided in this application is true and correct, including information that can void my application.
- ☒ I understand that this application only enters my child(ren) into the lottery. I do not mean that my child has been selected for an open seat. I further understand that if my child(ren) is selected for the current school year, my child(ren) will be placed on the charter school's waitlist. If a seat becomes available for enrollment in accordance with its approved admission application deadline has passed or for the current school year does not make a seat available, my child(ren) will not be guaranteed a seat.
- ☒ I understand that the school(s) to which I applied will contact me with information regarding the enrollment procedure if my child is selected in that charter school's lottery.
- ☒ I understand that this application cannot be used to apply to any non-public school which run a separate enrollment process.

[Back](#)

[Cancel](#)

[Submit Application](#)

For a video on how to apply, visit:
<https://youtu.be/9Jgom513Hj8>.

