

MASTERY CHARTER SCHOOL – CLYMER ELEMENTARY

**FINANCIAL STATEMENTS AND
SUPPLEMENTARY INFORMATION**

**YEAR ENDED JUNE 30, 2013
(WITH COMPARATIVE TOTALS FOR JUNE 30, 2012)**

MASTERY CHARTER SCHOOL – CLYMER ELEMENTARY
TABLE OF CONTENTS
YEAR ENDED JUNE 30, 2013

INDEPENDENT AUDITORS' REPORT	1
REQUIRED SUPPLEMENTARY INFORMATION	
MANAGEMENT'S DISCUSSION AND ANALYSIS (UNAUDITED)	4
BASIC FINANCIAL STATEMENTS	
STATEMENT OF NET POSITION	7
STATEMENT OF ACTIVITIES	8
BALANCE SHEET – GOVERNMENTAL FUNDS	9
RECONCILIATION OF THE BALANCE SHEET OF GOVERNMENTAL FUNDS TO THE STATEMENT OF NET POSITION	10
STATEMENT OF REVENUES, EXPENDITURES AND CHANGES IN FUND BALANCE – GOVERNMENTAL FUNDS	11
RECONCILIATION OF THE STATEMENT OF REVENUES, EXPENDITURES AND CHANGES IN FUND BALANCES OF GOVERNMENTAL FUNDS TO THE STATEMENT OF ACTIVITIES	12
NOTES TO FINANCIAL STATEMENTS	13
SUPPLEMENTARY INFORMATION	
SCHEDULE OF REVENUES, EXPENDITURES AND CHANGES IN FUND BALANCE – BUDGET AND ACTUAL – GENERAL FUND (UNAUDITED)	22
SINGLE AUDIT REQUIREMENTS	
SCHEDULE OF EXPENDITURES OF FEDERAL AWARDS	23
NOTES TO SCHEDULE OF EXPENDITURES OF FEDERAL AWARDS	24
INDEPENDENT AUDITORS' REPORT ON INTERNAL CONTROL OVER FINANCIAL REPORTING AND ON COMPLIANCE AND OTHER MATTERS BASED ON AN AUDIT OF FINANCIAL STATEMENTS PERFORMED IN ACCORDANCE WITH <i>GOVERNMENTAL AUDITING STANDARDS</i>	25
INDEPENDENT AUDITORS' REPORT ON COMPLIANCE WITH REQUIREMENTS THAT COULD HAVE A DIRECT AND MATERIAL EFFECT ON EACH MAJOR PROGRAM AND ON INTERNAL CONTROL OVER COMPLIANCE IN ACCORDANCE WITH OMB CIRCULAR A-133	27
SCHEDULE OF FINDINGS AND QUESTIONED COSTS	29

INDEPENDENT AUDITORS' REPORT

Board of Trustees
Mastery Charter School - Clymer Elementary
Philadelphia, Pennsylvania

Report on the Financial Statements

We have audited the accompanying financial statements of the governmental activities and the general fund of Mastery Charter School – Clymer Elementary, as of and for the year ended June 30, 2013, the related notes to the financial statements, which collectively comprise the entity's basic financial statements as listed in the table of contents.

Management's Responsibility for the Financial Statements

Management is responsible for the preparation and fair presentation of these financial statements in accordance with accounting principles generally accepted in the United States of America; this includes the design, implementation, and maintenance of internal control relevant to the preparation and fair presentation of financial statements that are free from material misstatement, whether due to fraud or error.

Auditors' Responsibility

Our responsibility is to express opinions on these financial statements based on our audit. We conducted our audit in accordance with auditing standards generally accepted in the United States of America and the standards applicable to financial audits contained in *Government Auditing Standards*, issued by the Comptroller General of the United States. Those standards require that we plan and perform the audit to obtain reasonable assurance about whether the financial statements are free from material misstatement.

An audit involves performing procedures to obtain audit evidence about the amounts and disclosures in the financial statements. The procedures selected depend on the auditors' judgment, including the assessment of the risks of material misstatement of the financial statements, whether due to fraud or error. In making those risk assessments, the auditor considers internal control relevant to the entity's preparation and fair presentation of the financial statements in order to design audit procedures that are appropriate in the circumstances, but not for the purpose of expressing an opinion on the effectiveness of the entity's internal control. Accordingly, we express no such opinion. An audit also includes evaluating the appropriateness of accounting policies used and the reasonableness of significant accounting estimates made by management, as well as evaluating the overall presentation of the financial statements.

We believe that the audit evidence we have obtained is sufficient and appropriate to provide a basis for our audit opinions.

Opinions

In our opinion, the financial statements referred to above present fairly, in all material respects, the respective financial position of the governmental activities and general fund of Mastery Charter School – Clymer Elementary as of June 30, 2013, and the respective changes in financial position for the year then ended in accordance with accounting principles generally accepted in the United States of America

Change in Accounting Principle

As discussed in Note 1 to the financial statements, Mastery Charter School – Clymer Elementary implemented the provisions of the Governmental Accounting Standards Board (GASB) Statements No. 63 –*Financial Reporting of Deferred Outflows of Resources, Deferred Inflows of Resources, and Net Position* for the year ended June 30, 2013, which represents a change in accounting principle. The adoption of this standard did not have any financial impact on the School’s financial statements. Our opinion is not modified with respect to this matter.

Other Matters

Required Supplementary Information

Accounting principles generally accepted in the United States of America require that the management’s discussion and analysis and the schedule of revenues, expenditures and changes in fund balance- budget and actual on pages 4 through 6 and page 23 be presented to supplement the basic financial statements. Such information, although not a part of the basic financial statements, is required by the Governmental Accounting Standards Board who considers it to be an essential part of financial reporting for placing the basic financial statements in an appropriate operational, economic, or historical context. We have applied certain limited procedures to the required supplementary information in accordance with auditing standards generally accepted in the United States of America, which consisted of inquiries of management about the methods of preparing the information and comparing the information for consistency with management’s responses to our inquiries, the basic financial statements, and other knowledge we obtained during our audit of the basic financial statements. We do not express an opinion or provide any assurance on the information because the limited procedures do not provide us with sufficient evidence to express an opinion or provide any assurance.

Report on Summarized Comparative Information

We have previously audited Mastery Charter School – Clymer Elementary’s 2012 financial statements, and we expressed an unmodified audit opinion on those audited financial statements of the governmental activities and general fund in our report dated November 14, 2012. In our opinion, the summarized comparative information presented herein as of and for the year ended June 30, 2012, is consistent, in all material respects, with the audited financial statements from which it has been derived.

Other Information


Our audit was conducted for the purpose of forming opinions on the financial statements that collectively comprise the Mastery Charter School – Clymer Elementary’s basic financial statements. The schedule of expenditures of federal awards, as required by U.S. Office of Management and Budget Circular A-133, *Audits of States, Local Governments, and Non-Profit Organizations* is presented for purposes of additional analysis and is not a required part of the basic financial statements. The schedule of expenditures of federal awards is the responsibility of management and was derived from and relates directly to the underlying accounting and other records used to prepare the basic financial statements. Such information has been subjected to the auditing procedures applied in the audit of the basic financial statements and certain additional procedures, including comparing and reconciling such information directly to the underlying accounting and other records used to prepare the basic financial statements or to the basic financial statements themselves, and other additional

Board of Trustees
Mastery Charter School - Clymer Elementary

procedures in accordance with auditing standards generally accepted in the United States of America. In our opinion, the schedule of expenditures of federal awards is fairly stated, in all material respects, in relation to the basic financial statements as a whole.

Other Reporting Required by *Government Auditing Standards*

In accordance with *Government Auditing Standards*, we have also issued our report dated December 10, 2013 on our consideration of Mastery Charter School – Clymer Elementary’s internal control over financial reporting and on our tests of its compliance with certain provisions of laws, regulations, contracts, and grant agreements and other matters. The purpose of that report is to describe the scope of our testing of internal control over financial reporting and compliance and the result of that testing, and not to provide an opinion on internal control over financial reporting or on compliance. That report is an integral part of an audit performed in accordance with *Government Auditing Standards* in considering Mastery Charter School – Clymer Elementary’s internal control over financial reporting and compliance.

A handwritten signature in cursive script that reads "CliftonLarsonAllen LLP".

CliftonLarsonAllen LLP

Plymouth Meeting, Pennsylvania
December 10, 2013

**MASTERY CHARTER SCHOOL – CLYMER ELEMENTARY
MANAGEMENT’S DISCUSSION AND ANALYSIS (UNAUDITED)
JUNE 30, 2013**

The Board of Trustees of Mastery Charter School – Clymer Elementary (the School) offers readers of the School’s financial statements this narrative overview and analysis of the financial activities of the School for the fiscal year ended June 30, 2013. This is the School’s first year of operations. We encourage readers to consider the information presented here in conjunction with the School’s financial statements.

Financial Highlights

- Total revenues increased by \$457,414 to \$7,119,975 primarily due to an increase in the student subsidies for the year ended June 30, 2013.
- At the close of the current fiscal year, the School reports an ending general fund balance of \$541,263. The general fund balance increased from the previous year end general fund deficit as the result of a \$548,736 excess of revenues over expenditures for the year ended June 30, 2013.
- The School’s cash balance at June 30, 2013 was \$719,351.

Overview of the Financial Statements

The discussion and analysis is intended to serve as an introduction to the School’s basic financial statements. The School’s basic financial statements as presented comprise four components: Management’s Discussion and Analysis (this section), the basic financial statements, required supplementary schedule and reporting requirements under *Government Auditing Standards* and OMB Circular A-133.

Government-Wide Financial Statements

The government-wide financial statements are designed to provide readers with a broad overview of the School’s finances, in a manner similar to a private-sector business.

The *statement of net position* presents information on all of the School’s assets and liabilities, with the difference between the two reported as net position. Over time, increases or decreases in net position may serve as a useful indicator of whether the financial position of the School is improving or deteriorating.

The *statement of activities* presents information showing how the School’s net position changed during the most recent fiscal year. All changes in net position are reported as soon as the underlying event giving rise to the change occurs, regardless of the timing of related cash flows.

The government-wide financial statements report on the function of the School that is principally supported by subsidies from school districts whose constituents attend the School.

Fund Financial Statements

A *fund* is a group of related accounts that are used to maintain control over resources that have been segregated for specific activities or purposes. The School, like governmental type entities, utilizes fund accounting to ensure and demonstrate compliance with finance-related legal requirements. The School has only one fund type, the governmental general fund.

Notes to the Financial Statements

The notes provide additional information that is essential to a full understanding of the data provided in the government-wide and fund financial statements.

**MASTERY CHARTER SCHOOL – CLYMER ELEMENTARY
MANAGEMENT’S DISCUSSION AND ANALYSIS (UNAUDITED)
JUNE 30, 2013**

Government-Wide Financial Analysis

Net position may serve over time as a useful indicator of a government’s financial position. In the case of the School, assets exceeded liabilities by \$1,456,539 as of June 30, 2013.

	<u>2013</u>	<u>2012</u>
Total Assets	\$ 2,190,039	\$ 2,301,990
Total Liabilities	<u>733,500</u>	<u>1,618,130</u>
Total Net Position	<u>\$ 1,456,539</u>	<u>\$ 683,860</u>

The School’s revenues are predominately from the School District of Philadelphia, based on the student enrollment and awards from federal sources.

	<u>2013</u>	<u>2012</u>
REVENUES		
Local Educational Agencies	\$ 5,658,460	\$ 4,849,968
State Sources	216,632	216,743
Federal Sources	982,971	1,095,993
Other Local Sources	<u>261,912</u>	<u>499,857</u>
Total Revenues	7,119,975	6,662,561
EXPENDITURES		
Instruction	2,422,090	2,905,312
Special Education	1,831,579	1,309,682
Student Support Services	471,424	389,453
Administration Support	805,841	814,848
Pupil Health	69,023	1,834
Business Services	62,526	-
Operations and Maintenance	331,411	424,732
Other Support Services	66,942	46,213
Student Activities	14,757	76
Transportation Expense	4,030	-
Depreciation Expense	<u>267,673</u>	<u>86,551</u>
Total Expenditures	<u>6,347,296</u>	<u>5,978,701</u>
Change in Net Position	772,679	683,860
Net Position, Beginning	<u>683,860</u>	-
Net Position, Ending	<u>\$ 1,456,539</u>	<u>\$ 683,860</u>

**MASTERY CHARTER SCHOOL – CLYMER ELEMENTARY
MANAGEMENT’S DISCUSSION AND ANALYSIS (UNAUDITED)
JUNE 30, 2013**

Government Fund

The focus of the School’s *governmental fund* is to provide information on near-term inflows, outflows, and balances of spendable resources. Such information is useful in assessing the School’s financing requirements. In particular, *fund balance* may serve as a useful measure of a government’s net resources available for spending for program purposes at the end of the fiscal year.

The School’s governmental fund, (the General Fund), reported an ending fund balance of \$541,263. For the year ended June 30, 2013, the School’s revenues (\$7,119,975) exceeded expenditures (\$6,571,239) by \$548,736.

General Fund Budgetary Highlights

Actual revenues were less than budgeted revenue by \$22,398 due to lower than budgeted state and other sources. Actual expenditures were lower than budgeted expenditures by \$267,841 due to lower than budgeted instruction, support, and non-instructional services expenditures.

Capital Asset

As of June 30, 2013, the School’s investment in capital assets for its governmental activities totaled \$915,276 (net of accumulated depreciation). This investment in capital assets includes leasehold improvements, furniture and fixtures and equipment.

Major capital asset purchases during the year included the following:

- Capital expenditures of \$360,580 for equipment
- Capital expenditures of \$55,946 for furniture
- Capital expenditures of \$61,120 for leasehold improvements
- Capital expenditures of \$13,970 for software

Additional information on the School’s capital assets can be found in Note 3 of this report.

Economic Factors and Next Year’s Budgets and Rates

The School’s primary source of revenue, the School District of Philadelphia subsidy, will increase 6% from \$8,096 to \$8,597 for regular education students and increase 13% from \$19,660 to \$22,242 for special education students.

Future Events that will Financially Impact the School

Due to the budget deficits at the Commonwealth of PA and the School District of Philadelphia, we expect funding cuts will occur in future years. These cuts can have a significant impact financially.

Contacting the School’s Financial Management

The financial report is designed to provide interested parties a general overview of the School’s finances. Questions regarding any of the information provided in this report should be addressed to the Chief Financial Officer, Mastery Charter School – Pickett Campus, 5700 Wayne Avenue, Philadelphia, PA 19144.

MASTERY CHARTER SCHOOL – CLYMER ELEMENTARY
STATEMENT OF NET POSITION
JUNE 30, 2013
(WITH COMPARATIVE TOTALS AT JUNE 30, 2012)

	Governmental Activities	
	2013	2012
ASSETS		
CURRENT ASSETS		
Cash	\$ 719,351	\$ 620,540
State Subsidies Receivable	53,436	161,368
Federal Subsidies Receivable	306,984	564,242
Other Receivables	192,732	30,954
Prepaid Expenses	2,260	10,375
Due from Other Governmental Entities	-	223,178
Total Current Assets	1,274,763	1,610,657
CAPITAL ASSETS, NET	915,276	691,333
Total Assets	2,190,039	2,301,990
LIABILITIES		
CURRENT LIABILITIES		
Accounts Payable	225,180	155,252
Accrued Expenses	485,651	492,218
Due to Other Governmental Entities	22,669	-
Due to Mastery Charter School Foundation	-	970,660
Total Current Liabilities	733,500	1,618,130
NET POSITION		
Net Investment in Capital Assets	915,276	691,333
Unrestricted	541,263	(7,473)
Total Net Position	\$ 1,456,539	\$ 683,860

See accompanying Notes to Financial Statements.

MASTERY CHARTER SCHOOL – CLYMER ELEMENTARY
STATEMENT OF ACTIVITIES
YEAR ENDED JUNE 30, 2013
(WITH COMPARATIVE TOTALS FOR THE YEAR ENDED JUNE 30, 2012)

Functions	Expenses	Program Revenues Operating Grants and Contributions	2013	2012
			Net(Expense) Revenue and Changes in Net Position	Net(Expense) Revenue and Changes in Net Position
			Total Governmental Activities	Total Governmental Activities
Governmental Activities:				
Instruction	\$ 2,422,090	\$ 982,971	\$ (1,439,119)	\$ (1,809,319)
Special Education	1,831,579	-	(1,831,579)	(1,309,682)
Student Support Services	471,424	-	(471,424)	(389,453)
Administration Support	805,841	-	(805,841)	(814,848)
Pupil Health	69,023	-	(69,023)	(1,834)
Business Services	62,526	-	(62,526)	-
Operations and Maintenance	331,411	-	(331,411)	(424,732)
Other Support Services	66,942	-	(66,942)	(46,213)
Student Activities	14,757	-	(14,757)	(76)
Transportation Expense	4,030	-	(4,030)	-
Depreciation Expense	267,673	-	(267,673)	(86,551)
Total	\$ 6,347,296	\$ 982,971	(5,364,325)	(4,882,708)
General Revenues:				
Local Educational Agencies			5,658,460	4,849,968
State Grants and Reimbursements			216,632	216,743
Other Local Revenue			261,912	499,857
Total General Revenues			6,137,004	5,566,568
Change in Net Position			772,679	683,860
Net Position - Beginning of Year			683,860	-
Net Position - End of Year			\$ 1,456,539	\$ 683,860

See accompanying Notes to Financial Statements.

MASTERY CHARTER SCHOOL – CLYMER ELEMENTARY
BALANCE SHEET – GOVERNMENTAL FUNDS
JUNE 30, 2013
(WITH COMPARATIVE TOTALS AT JUNE 30, 2012)

	2013	2012
	General Fund	General Fund
ASSETS		
Cash	\$ 719,351	\$ 620,540
State Subsidies Receivable	53,436	161,368
Federal Subsidies Receivable	306,984	564,242
Other Receivables	192,732	30,954
Prepaid Expenses	2,260	10,375
Due From Other Governmental Entities	-	223,178
	\$ 1,274,763	\$ 1,610,657
LIABILITIES AND FUND BALANCE (DEFICIT)		
LIABILITIES		
Accounts Payable	\$ 225,180	\$ 155,252
Accrued Expenses	485,651	492,218
Due to Other Governmental Entities	22,669	-
Due to Mastery Charter School Foundation	-	970,660
Total Liabilities	733,500	1,618,130
FUND BALANCE (DEFICIT)		
Nonspendable		
Prepaid Expenses	2,260	10,375
Committed to:		
Designated for Future Budget Deficits	501,789	-
Unassigned	37,214	(17,848)
Total Fund Balance (Deficit)	541,263	(7,473)
Total Liabilities and Fund Balance (Deficit)	\$ 1,274,763	\$ 1,610,657

See accompanying Notes to Financial Statements.

**MASTERY CHARTER SCHOOL – CLYMER ELEMENTARY
RECONCILIATION OF THE BALANCE SHEET OF GOVERNMENTAL FUNDS
TO THE STATEMENT OF NET POSITION
JUNE 30, 2013**

Total Fund Balance for Governmental Funds	\$ 541,263
Total net position reported for governmental activities in the statement of net position is different because:	
Capital assets used in governmental funds are not financial resources and, therefore, are not reported in the funds. Those assets consist of:	
Capital Assets, Net	<u>915,276</u>
Total Net Position of Governmental Activities	<u><u>\$ 1,456,539</u></u>

MASTERY CHARTER SCHOOL – CLYMER ELEMENTARY
STATEMENT OF REVENUES, EXPENDITURES AND CHANGES IN FUND BALANCE
GOVERNMENTAL FUNDS
YEAR ENDED JUNE 30, 2013
(WITH COMPARATIVE TOTALS FOR THE YEAR ENDED JUNE 30, 2012)

	2013	2012
	General Fund	General Fund
REVENUES		
Local Educational Agencies	\$ 5,658,460	\$ 4,849,968
State Sources	216,632	216,743
Federal Sources	982,971	1,095,993
Other Local Revenue	261,912	499,857
Total Revenues	7,119,975	6,662,561
EXPENDITURES		
Instruction	4,454,434	4,401,281
Support Services	2,102,048	2,268,677
Non-Instructional Services	14,757	76
Total Expenditures	6,571,239	6,670,034
NET CHANGE IN FUND BALANCE	548,736	(7,473)
Fund Balance (Deficit) - Beginning of Year	(7,473)	-
FUND BALANCE (DEFICIT) - END OF YEAR	\$ 541,263	\$ (7,473)

See accompanying Notes to Financial Statements.

**MASTERY CHARTER SCHOOL – CLYMER ELEMENTARY
RECONCILIATION OF THE STATEMENT OF REVENUES, EXPENDITURES AND
CHANGES IN FUND BALANCES OF GOVERNMENTAL FUNDS TO
THE STATEMENT OF ACTIVITIES
YEAR ENDED JUNE 30, 2013**

Net Change in Fund Balance - Total Governmental Funds \$ 548,736

Amounts reported for governmental activities in the statement of activities are different because:

Governmental funds report capital outlays as expenditures. However, in the statement of activities, assets are capitalized and the cost is allocated over their estimated useful lives and reported as depreciation expense. This is the amount by which capital outlays exceeded depreciation in the current period.

	Capital Outlays	491,616
	Depreciation Expense	<u>(267,673)</u>

Change in Net Position of Governmental Activities \$ 772,679

MASTERY CHARTER SCHOOL – CLYMER ELEMENTARY
NOTES TO FINANCIAL STATEMENTS
JUNE 30, 2013

NOTE 1 BACKGROUND AND SUMMARY OF SIGNIFICANT ACCOUNTING POLICIES

Background

Mastery Charter School – Clymer Elementary (School) was formed as a Pennsylvania nonprofit corporation to operate in accordance with Pennsylvania Act 22 of 1997. The initial charter was granted by the Commonwealth on April 27, 2011. The current charter is for a five-year term from July 1, 2011 to June 30, 2016. During the year ended June 30, 2013, the School served approximately 515 students in grades kindergarten through eight.

Basis of Presentation

The financial statements of the School have been prepared in conformity with U.S. generally accepted accounting principles (GAAP) as applied to governmental units. The Governmental Accounting Standards Board (GASB) is the accepted standard setting body for establishing government accounting and financial reporting principles. The GASB has issued a codification of governmental accounting and financial reporting standards.

Comparative Financial Information

The financial statements include certain prior year summarized comparative information in total. Such information does not include sufficient detail to constitute a presentation in conformity with generally accepted accounting principles. Accordingly, such information should be read in conjunction with the School's financial statements for the year ended June 30, 2012 from which the summarized information was derived. Certain items in prior year financial statements have been reclassified to conform to current year presentation.

Government-Wide and Fund Financial Statements

The government-wide financial statements (the statement of net position and the statement of activities) report on the School as a whole. The statement of activities demonstrates the degree to which the direct expenses of the School's function are offset by program revenues.

The fund financial statements (governmental fund balance sheet and statement of governmental fund revenues, expenditures and changes in fund balance) report on the School's General Fund.

Measurement Focus, Basis of Accounting and Financial Statement Presentation

Government-wide Financial Statements:

The statement of net position and the statement of activities are prepared using the economic resources measurement focus and the accrual basis of accounting. Revenues are recorded when earned and expenses are recorded when a liability is incurred regardless of the timing of the related cash flows. Grants and similar items are recognized as soon as all eligibility requirements imposed by provider have been met.

MASTERY CHARTER SCHOOL – CLYMER ELEMENTARY
NOTES TO FINANCIAL STATEMENTS
JUNE 30, 2013

NOTE 1 BACKGROUND AND SUMMARY OF SIGNIFICANT ACCOUNTING POLICIES (CONTINUED)

Measurement Focus, Basis of Accounting and Financial Statement Presentation (Continued)

Fund Financial Statements:

Governmental fund financial statements are reported using the current financial resources measurement focus and the modified accrual basis of accounting. Revenues are recognized as soon as they are measurable and available. Revenues are considered to be available when they are collectible within the current period or soon enough thereafter to pay liabilities of the current period. For this purpose, the School considers revenues to be available if they are collected within 60 days of the end of the current period. Expenditures generally are recorded when a liability is incurred, as under accrual accounting.

The government reports the following major governmental fund:

General Fund – The General Fund is the operating fund of the School and accounts for all revenues and expenditures of the School.

Method of Accounting

Accounting standards requires a statement of net position, a statement of activities and changes in net position. It requires the classification of net position into three components – net investment in capital assets; restricted; and unrestricted. These calculations are defined as follows:

- Net investment in capital assets – This component of net position consists of capital assets, including restricted capital assets, net of accumulated depreciation and reduced by the outstanding balances of any bonds, mortgages, notes, or other borrowings that are attributable to the acquisition, construction, or improvement of those assets. If there are significant unspent related debt proceeds at year-end, the portion of the debt attributable to the unspent proceeds are not included in the calculation of net investment in capital assets. Rather, that portion of the debt is included in the same net position component as the unspent proceeds. The School presently has no debt related to the capital assets.

- Restricted – This component of net position consists of constraints placed on net position use through external constraints imposed by creditors such as through debt covenants, grantors, contributors, or laws or regulations of other governments or constraints imposed by law through constitutional provisions or enabling legislation. The School presently has no restricted net position.

- Unrestricted net position – This component of net position consists of net position that do not meet the definition of “restricted” or “net investment in capital assets.”

MASTERY CHARTER SCHOOL – CLYMER ELEMENTARY
NOTES TO FINANCIAL STATEMENTS
JUNE 30, 2013

NOTE 1 BACKGROUND AND SUMMARY OF SIGNIFICANT ACCOUNTING POLICIES (CONTINUED)

Method of Accounting (Continued)

In the fund financial statements, governmental funds report nonspendable portions of fund balance related to prepaid expenses, long term receivables, and corpus on any permanent fund. Restricted funds are constrained from outside parties (statute, grantors, bond agreements, etc.). Committed fund balances represent amounts constrained for a specific purpose by a governmental entity using its highest level of decision-making authority. Committed fund balances are established and modified by a resolution approved by the Board of Trustees. Assigned fund balances are intended by the School to be used for specific purposes, but are neither restricted nor committed. Unassigned fund balances are considered the remaining amounts.

When expenditures are incurred for purposes for which both restricted and unrestricted fund balance are available, it is currently the School's policy to use restricted first, then unrestricted fund balance. When expenditures are incurred for purposes for which committed, assigned, and unassigned amounts are available, it is currently the School's policy to use committed first, then assigned, and finally unassigned amounts.

Budgets and Budgetary Accounting

Budgets are adopted on a basis consistent with U.S. generally accepted accounting principles. An annual budget is adopted for the General Fund.

The Budgetary Comparison Schedule should present both the original and the final appropriated budgets for the reporting period. The School only has a general fund budget; an original budget was filed and accepted by the Labor, Education and Community Services Comptroller's Office in June 2012. An amended budget was approved by the Board of Trustees in January 2013. The budget is required supplementary information.

Use of Estimates

The preparation of financial statements in conformity with U.S. generally accepted accounting principles requires management to make estimates and assumptions that affect the reported amounts of assets and liabilities and disclosure of contingent assets and liabilities at the date of the financial statements, and the reported amounts of revenues and expenses during the reporting period. Actual results could differ from those estimates.

Concentration of Credit Risk

Periodically, the School may maintain deposits in excess of the Federal Deposit Insurance Corporation's limit of \$250,000, with financial institutions. At times, cash in bank may exceed FDIC insurable limits.

MASTERY CHARTER SCHOOL – CLYMER ELEMENTARY
NOTES TO FINANCIAL STATEMENTS
JUNE 30, 2013

NOTE 1 BACKGROUND AND SUMMARY OF SIGNIFICANT ACCOUNTING POLICIES (CONTINUED)

Significant Accounting Estimates—Self-Insured Claims

As of July 1, 2011, the School entered into a self funded benefit payment plan (“plan”), which covers eligible employees/members and dependents of each of the Mastery Charter Schools and NST (“the Schools”), as defined in the agreement. The Mastery Charter High School (“MCHS”) is the plan sponsor of the plan. The Schools are primarily self-insured, up to certain limits, for employee group health claims. The plan has purchased stop-loss insurance, which will reimburse MCHS for individual claims in excess of \$100,000 annually or aggregate claims exceeding \$1,000,000 annually.

During the year ended June 30, 2013, each school paid premiums to MCHS based on an 1) previous years claims and premiums experience, 2) actual claims for the year ended June 30, 2013 and 3) claims incurred but not reported. Such estimates were provided by the School’s benefits consultant. The self-insured claims liability for all schools, which includes incurred but not reported losses, amounts to \$1,396,931 as of June 30, 2013 and is reflected on the books of MCHS as an accrued liability. The total expense under the program was approximately \$5,610,533, which includes the School’s portion of \$279,010 for the year ended June 30, 2013.

The determination of such claims, premiums and expenses and the appropriateness of the related liability is continually reviewed and updated. It is reasonably possible that the accrued estimated liability for self-insured claims may need to be revised in the near term.

Cash

The School’s cash is considered to be cash on hand and demand deposits.

Accounts Receivable

Accounts receivable primarily consist of amounts due from the Pennsylvania Department of Education for federal, state and local subsidy programs. Accounts receivable are stated at the amount management expects to collect from outstanding balances. As of June 30, 2013, no allowance for doubtful accounts was deemed warranted based on historical experience.

Prepaid Expenses

Prepaid expenses include payments to vendors for services applicable to future accounting periods such as insurance premiums.

Capital Assets

Capital assets, which include property and equipment, are reported in the government-wide financial statements. All capital assets are capitalized at cost and updated for additions and retirements during the year. The School does not possess any infrastructure. Improvements are capitalized; the cost of normal maintenance and repairs that do not add to the value of the asset or materially extend an asset’s life are not. Capital assets of the School are depreciated using the straight-line method over the estimated useful lives of the assets except for leasehold improvements which are limited to the shorter of the life of the School’s Charter or the estimated useful lives of the improvements. Software costs are depreciated over thirty-six months using the straight-line method.

MASTERY CHARTER SCHOOL – CLYMER ELEMENTARY
NOTES TO FINANCIAL STATEMENTS
JUNE 30, 2013

NOTE 1 BACKGROUND AND SUMMARY OF SIGNIFICANT ACCOUNTING POLICIES (CONTINUED)

Income Tax Status

The School has applied to the Internal Revenue Service (pending approval) to be exempt from federal, state and local income taxes under Section 501(c)(3) of the Internal Revenue Code and similar state and local laws, therefore, no provision for income taxes has been made for the School in the accompanying financial statements.

New Accounting Standards

The School adopted GASB Statement No. 62, Codification of Accounting and Financial Reporting Guidance Contained in Pre-November 30, 1989 FASB and AICPA Pronouncements, as of June 30, 2013, which incorporates into the GASB's authoritative literature certain FASB and AICPA pronouncements issued on or before November 30, 1989 which do not conflict with or contradict GASB pronouncements.

The School also adopted GASB Statement No. 63, *Financial Reporting of Deferred Outflows of Resources, Deferred Inflows of Resources, and Net Position*, as of June 30, 2013, which changed the statement of net assets to the statement of net position and provides guidance for reporting deferred outflows and inflows of resources.

NOTE 2 CASH

Deposits

Custodial credit risk is the risk that in the event of a bank failure, the School's deposits may not be returned to it. The School invests in repurchase agreements with its bank wherein the funds are secured by obligations of the U.S. Government or agencies or instrumentalities of the U.S. Government. As of June 30, 2013, \$490,410 of the School's bank balance was exposed to custodial credit risk as follows:

Uninsured and Uncollateralized	\$	-
Collateralized		-
Uninsured and collateral held by the pledging bank's trust department not in the School's name		490,410
Total Custodial Credit Risk	<u>\$</u>	<u>490,410</u>

Reconciliation to the Financial Statements:

Custodial Credit Risk from Above	\$	490,410
Plus: Insured Amount		250,000
Less: Outstanding Checks		(21,559)
Plus: Petty Cash		500
Total Cash Per Financial Statements	<u>\$</u>	<u>719,351</u>

MASTERY CHARTER SCHOOL – CLYMER ELEMENTARY
NOTES TO FINANCIAL STATEMENTS
JUNE 30, 2013

NOTE 3 CAPITAL ASSETS

Capital assets are stated at cost. Depreciation has been calculated on such assets using the straight line method over the following estimated lives:

Leasehold Improvements	5 Years
Equipment	5 Years
Furniture and Fixtures	7 Years
Software	3 Years

Capital asset activity for the year is summarized below:

Description	Balance July 01, 2012	Deletions	Additions	Balance June 30, 2013
Equipment	\$ 11,075	\$ -	\$ 360,580	\$ 371,655
Furniture and Fixtures	217,188	-	55,946	273,134
Leasehold Improvements	541,040	-	61,120	602,160
Software	8,581	-	13,970	22,551
Total	<u>777,884</u>	<u>-</u>	<u>491,616</u>	<u>1,269,500</u>
Less: Accumulated Depreciation	86,551	-	267,673	354,224
Capital Assets, Net	<u>\$ 691,333</u>	<u>\$ -</u>	<u>\$ 223,943</u>	<u>\$ 915,276</u>

NOTE 4 REVENUE

Charter schools are funded by the local public school district in which each student resides. The rate per student is determined annually and is based on the budgeted total expenditure per average daily membership of the prior school year for each school district. The majority of the students for the School reside in Philadelphia. For the year ended June 30, 2013, the rate for the School District of Philadelphia was \$8,096 per year for regular education students plus additional funding for special education students and transportation. The annual rate is paid monthly by the School District of Philadelphia and is prorated if a student enters or leaves during the year. Total revenue from these sources was \$5,658,460 for the year ended June 30, 2013.

NOTE 5 GOVERNMENT GRANTS AND REIMBURSEMENT PROGRAMS

The School participates in numerous state and federal grant and reimbursement programs, which are governed by various rules and regulations of the grantor agencies. Costs charged to the respective grant programs and reimbursement programs for social security taxes, retirement expense, facility lease expense and health services are subject to audit and adjustment by the grantor agencies; therefore, to the extent that the School has not complied with the rules and regulations governing the grants and reimbursement programs, refunds of any money received may be required and the collectability of any related receivable at June 30, 2013 may be impaired. In the opinion of the School, there are no significant contingent liabilities relating to compliance with the rules and regulations governing the respective grants; therefore, no provision has been recorded in the accompanying financial statements for such contingencies.

MASTERY CHARTER SCHOOL – CLYMER ELEMENTARY
NOTES TO FINANCIAL STATEMENTS
JUNE 30, 2013

NOTE 6 PENSION PLAN

Plan Description:

The School contributes to the Public School Employees' Retirement System (the System), a governmental cost-sharing multiple-employer defined benefit pension plan. The plan provides retirement and disability benefits, legislatively mandated *ad hoc* cost-of-living adjustments, and healthcare insurance premium assistance to qualifying annuitants. The Public School Employees' Retirement Code (Act No. 96 of October 2, 1975, as amended) (24 Pa.C.S. 8101-8535) assigns the authority to establish and amend benefit provisions to the System. The System issues a comprehensive annual financial report that includes financial statements and required supplementary information for the plan. A copy of the report may be obtained by writing to Diane J. Wert, Office of Financial Management, Public School Employees' Retirement System, P.O. Box 125, Harrisburg, Pennsylvania 17108-0125. This publication is also available on the PSERS website at www.psers.state.pa.us/publications/cafr/index.htm.

Funding Policy:

The contribution policy is established in the Public School Employees' Retirement Code and requires contributions by active members, employers and the Commonwealth of Pennsylvania.

Member contributions are as follows:

- Active members who joined the System prior to July 22, 1983, contribute at 5.25% (Membership Class T-C) or at 6.5% (Membership Class T-D) of the member's qualifying compensation.
- Members who joined the System on or after July 22, 1983, and who were active or inactive as of July 1, 2001, contribute at 6.25% (Membership Class T-C) or at 7.5% (Membership Class T-D) of the member's qualifying compensation.
- Members who joined the System after June 30, 2001, contribute at 7.5% (automatic Membership Class T-D). For all new hires and for members who elected Class T-D membership, the higher contribution rates began with service rendered on or after January 1, 2002.
- Members who joined the System after June 30, 2011 would become Class T-E member or, alternatively, elect to become a class T-F member. The base contribution rate for Class T-E members is 7.50% of compensation. The base contribution rate for Class T-F members is 10.30% of compensation. Class T-E and Class T-f members are subject to a "shared risk" employee contribution rate.

Employer contributions are based upon an actuarial valuation. For fiscal year ended June 30, 2013, the rate of employer's contribution was 12.36% of covered payroll. The 12.36% rate is composed of a pension contribution rate of 11.50% for pension benefits and 0.86% for health care insurance premium assistance.

Payroll expense for employees covered by the System for the year ended June 30, 2013 was approximately \$3.1 million.

MASTERY CHARTER SCHOOL – CLYMER ELEMENTARY
NOTES TO FINANCIAL STATEMENTS
JUNE 30, 2013

NOTE 6 PENSION PLAN (CONTINUED)

In accordance with Act 29 of 1994, the Commonwealth of Pennsylvania will pay school entities for contributions made to the System based on the formula in Act 29 of 1994, but not less than one-half of the school entities contributions. The School’s contributions to the Plan for the years ended June 30, 2013 and 2012 totaled \$290,478 and \$248,234, respectively.

Effective July 1, 2012, the School was part of the Mastery Charter School 403(b) Retirement Plan, a multiple employer defined contribution plan under Section 403(b) of the Internal Revenue Code, which employees of the School can elect to contribute. Employees, who do not participate in the PSERS retirement plan, can contribute up to 5% of their qualified compensation, with the School matching up to 5% of their qualified compensation. Employees who participate in the PSERS retirement plan can also participate in the 403b plan, but these 403b contributions are not matched by the School. The School’s contribution to the Plan for the year ended June 30, 2013 was \$25,167.

NOTE 7 RISK MANAGEMENT

The School is exposed to various risks of loss related to torts: theft of, damage to, and destruction of assets; errors and omissions; injuries to employees; and natural disasters. The School carries commercial insurance for such risks. Settled claims resulting from these risks have not exceeded commercial insurance coverage.

NOTE 8 LEASE AGREEMENTS

During fiscal year 2012, the School entered into a lease obligation for office equipment, which has been classified as an operating lease. The lease requires the School to pay sixty monthly installments of \$176 through September 30, 2015. The total expense on this lease agreement was \$2,112 for the year ended June 30, 2013.

Minimum annual rents for each year subsequent to June 30, 2013 are as follows:

<u>Year Ending June 30,</u>	<u>Amount</u>
2014	\$ 2,112
2015	2,112
2016	528
Total	<u>\$ 4,752</u>

MASTERY CHARTER SCHOOL – CLYMER ELEMENTARY
NOTES TO FINANCIAL STATEMENTS
JUNE 30, 2013

NOTE 9 MANAGEMENT AGREEMENT

The Mastery Charter Schools use a Network Support Team (NST) for their educational, administrative and financial services. The NST is a separate department that is included in the operations of the Mastery Charter High School.

As of July 1, 2012, the School entered into a one year agreement with the Mastery Charter High School to provide educational, administrative and financial services for the School by the NST. As a result of common usage of the NST, the Mastery Charter Schools are considered related parties (see Note 10). The NST management fee is 8.5% of local school funds plus reimbursement for any costs NST incurs in providing the educational, administrative and financial services. Unless specified notice is given, the agreement renews each year during the term of the School’s charter. The total fee was \$408,824 for the fiscal year.

NOTE 10 RELATED PARTY TRANSACTIONS

Mastery Charter High School, Mastery Charter School – Shoemaker Campus, Mastery Charter School – Thomas Campus, Mastery Charter School – Pickett Campus, Mastery Charter School – Harrity Elementary, Mastery Charter School – Mann Elementary, Mastery Charter School – Smedley Elementary, Hardy Williams Academy Charter School, Grover Cleveland Mastery Charter School and Mastery Charter School – Gratz Campus are considered related parties as a result of common members of the boards and the management of the schools.

High Tech High Philadelphia Foundation (HTHPF) and Mastery Charter Schools Foundation (MCSF) are considered related parties due to the mission of each organization, which is to support the Mastery Charter Schools. The School received grants from the MCSF totaling \$9,004 in the year ended June 30, 2013.

During the year end June 30, 2012, MCSF provided interest free advances totaling \$970,660 for start-up costs during the year. The amount was included in the Due to Mastery Charter School Foundation balance at June 30, 2012. These advances were paid back to the Foundation during the year ended June 30, 2013.

The following represents amounts due from and to related parties as of June 30, 2013:

	Due From (Receivable)	Due to (Payable)
Due to Other Governmental Entities (All Schools)	\$ -	\$ 22,669
	\$ -	\$ 22,669

MASTERY CHARTER SCHOOL – CLYMER ELEMENTARY
SCHEDULE OF REVENUES, EXPENDITURES AND CHANGES IN FUND BALANCE
BUDGET AND ACTUAL
GENERAL FUND
(UNAUDITED)
YEAR ENDED JUNE 30, 2013

	Budgeted Amounts		Actual Amounts	Over (Under) Final Budget
	Original	Final		
REVENUES				
Local Sources	\$ 4,888,129	\$ 5,555,851	\$ 5,658,460	\$ 102,609
State Sources	68,968	312,212	216,632	(95,580)
Federal Sources	914,199	911,906	982,971	71,065
Other Revenue	326,000	362,404	261,912	(100,492)
Total Revenues	6,197,296	7,142,373	7,119,975	(22,398)
EXPENDITURES				
Instruction	3,692,813	4,474,970	4,454,434	(20,536)
Support Services	2,185,188	2,337,110	2,102,048	(235,062)
Non-Instructional Services	27,000	27,000	14,757	(12,243)
Total Expenditures	5,905,001	6,839,080	6,571,239	(267,841)
NET CHANGE IN FUND BALANCE	\$ 292,295	\$ 303,293	548,736	\$ 245,443
Fund Deficit - Beginning of Year			(7,473)	
FUND BALANCE - END OF YEAR			\$ 541,263	

**MASTERY CHARTER SCHOOL – CLYMER ELEMENTARY
SCHEDULE OF EXPENDITURES OF FEDERAL AWARDS
YEAR ENDED JUNE 30, 2013**

Federal Grantor		Federal	Pass-through	Grant Period		Amount	Total	Accrued	
Pass-Through Grantor	Source	CFDA	Grantor's	Beginning/	Grant	(Deferred)	Received	(Deferred)	
Program Title	Code	Number	Number	Ending Date	Amount	Revenue at	for the Year	Revenue at	
						July 1, 2012		June 30, 2013	
							Federal		
							Expenditures		
<u>U.S. Department of Education</u>									
Pass-Through Pennsylvania Department of Education:									
Title I - Improving Basic Programs	I	84.010	013-121113	7/7/11-9/30/12	\$ 315,513	\$ 210,342	\$ 210,342	\$ -	
Title I - Improving Basic Programs	I	84.010	013-131113	7/1/12-9/30/13	339,711	-	339,711	339,711	
ARRA - Title I School Improvement Grant 1003g	I	84.388	139-111113	8/31/11-9/30/12	655,080	268,830	48,281	-	
ARRA - Title I School Improvement Grant 1003g	I	84.388	139-123113	7/18/12-9/30/13	448,402	-	448,402	448,402	
Title II - Improving Teacher Quality	I	84.367	020-121113	7/7/11-9/30/12	30,990	20,660	20,660	-	
Title II - Improving Teacher Quality	I	84.367	020-131113	7/1/12-9/30/13	31,364	-	31,016	31,364	
Total U.S. Department of Education						499,832	1,098,412	819,477	220,897
<u>Pass-Through School District of Philadelphia</u>									
Individuals w/Disabilities Education Act- Part B	I	84.027	N/A	7/1/12-6/30/13	133,805	-	66,903	133,806	
Total U.S. Department of Education						-	66,903	133,806	66,903
<u>U.S. Department of Health and Human Services</u>									
Pass-Through Pennsylvania Department of Public Welfare									
Medical Assistance	I	93.778	044-007674	7/1/11 - 6/30/12	94,410	64,410	64,410	-	
Medical Assistance	I	93.778	044-007674	7/1/12 - 6/30/13	27,338	-	10,504	27,338	
Total U.S. Department of Health and Human Services						64,410	74,914	27,338	16,834
Total Expenditures of Federal Awards						\$ 564,242	\$ 1,240,229	\$ 980,621	\$ 304,634
D - Direct Funding									
I - Indirect Funding									

See accompanying Notes to Schedule of Expenditures of Federal Awards.

MASTERY CHARTER SCHOOL – CLYMER ELEMENTARY
NOTES TO SCHEDULE OF EXPENDITURES OF FEDERAL AWARDS
YEAR ENDED JUNE 30, 2013

NOTE 1 GENERAL INFORMATION

The accompanying Schedule of Expenditures of Federal Awards presents the activities of the federal financial assistance programs of Mastery Charter School – Clymer Elementary (the School). Financial awards received directly from federal agencies, as well as financial assistance passed through other governmental agencies or non-profit organizations, are included in the schedule.

NOTE 2 BASIS OF PRESENTATION

The accompanying Schedule of Expenditures of Federal Awards includes the federal grant activity of the School and is presented on the accrual basis of accounting. The information in this schedule is presented in accordance with the requirements of OMB Circular A-133, *Audits of States, Local Governments, and Non-Profit Organizations*.

NOTE 3 RELATIONSHIP TO FINANCIAL STATEMENTS

The Schedule of Expenditures of Federal Awards presents only a selected portion of the activities of the School. It is not intended to, nor does it, present either the balance sheet, revenue, expenditures, or changes in fund balances of governmental funds. The financial activity for the aforementioned awards is reported in the School's statement of activities and statement of revenue, expenditures, and changes in fund balance – governmental funds.

INDEPENDENT AUDITORS' REPORT ON INTERNAL CONTROL OVER FINANCIAL REPORTING AND ON COMPLIANCE AND OTHER MATTERS BASED ON AN AUDIT OF FINANCIAL STATEMENTS PERFORMED IN ACCORDANCE WITH *GOVERNMENT AUDITING STANDARDS*

Board of Trustees
Mastery Charter School – Clymer Elementary
Philadelphia, Pennsylvania

We have audited, in accordance with the auditing standards generally accepted in the United States of America and the standards applicable to financial audits contained in *Government Auditing Standards* issued by the Comptroller General of the United States, the financial statements of the governmental activities and the general fund of Mastery Charter School – Clymer Elementary, as of and for the year ended June 30, 2013, and the related notes to the financial statements, which collectively comprise Mastery Charter School – Clymer Elementary's basic financial statements, and have issued our report thereon dated December 10, 2013.

Internal Control Over Financial Reporting

In planning and performing our audit of the financial statements, we considered Mastery Charter School – Clymer Elementary's internal control over financial reporting (internal control) to determine the audit procedures that are appropriate in the circumstances for the purpose of expressing our opinions on the financial statements, but not for the purpose of expressing an opinion on the effectiveness of Mastery Charter School – Clymer Elementary's internal control. Accordingly, we do not express an opinion on the effectiveness of Mastery Charter School – Clymer Elementary's internal control.

A deficiency in internal control exists when the design or operation of a control does not allow management or employees, in the normal course of performing their assigned functions, to prevent, or detect and correct, misstatements on a timely basis. *A material weakness* is a deficiency, or a combination of deficiencies, in internal control, such that there is a reasonable possibility that a material misstatement of the entity's financial statements will not be prevented, or detected and corrected on a timely basis. *A significant deficiency* is a deficiency, or a combination of deficiencies, in internal control that is less severe than a material weakness, yet important enough to merit attention by those charged with governance.


Our consideration of internal control was for the limited purpose described in the first paragraph of this section and was not designed to identify all deficiencies in internal control that might be material weaknesses or significant deficiencies. Given these limitations, during our audit we did not identify any deficiencies in internal control that we consider to be material weaknesses. However, material weaknesses may exist that have not been identified.

Compliance and Other Matters

As part of obtaining reasonable assurance about whether Mastery Charter School – Clymer Elementary’s financial statements are free from material misstatement, we performed tests of its compliance with certain provisions of laws, regulations, contracts, and grant agreements, noncompliance with which could have a direct and material effect on the determination of financial statement amounts. However, providing an opinion on compliance with those provisions was not an objective of our audit, and accordingly, we do not express such an opinion. The results of our tests disclosed no instances of noncompliance or other matters that are required to be reported under *Government Auditing Standards*.

Purpose of this Report

The purpose of this report is solely to describe the scope of our testing of internal control and compliance and the result of that testing, and not to provide an opinion on the effectiveness of the entity’s internal control or on compliance. This report is an integral part of an audit performed in accordance with *Government Auditing Standards* in considering the entity’s internal control and compliance. Accordingly, this communication is not suitable for any other purpose.



CliftonLarsonAllen LLP

Plymouth Meeting, Pennsylvania
December 10, 2013



INDEPENDENT AUDITORS' REPORT ON COMPLIANCE WITH REQUIREMENTS THAT COULD HAVE A DIRECT AND MATERIAL EFFECT ON EACH MAJOR PROGRAM AND ON INTERNAL CONTROL OVER COMPLIANCE IN ACCORDANCE WITH OMB CIRCULAR A-133

Board of Trustees
Mastery Charter School – Clymer Elementary
Philadelphia, Pennsylvania

Report on Compliance for Each Major Federal Program

We have audited Mastery Charter School – Clymer Elementary's compliance with the types of compliance requirements described in the *OMB Circular A-133 Compliance Supplement* that could have a direct and material effect on each of Mastery Charter School – Clymer Elementary's major federal programs for the year ended June 30, 2013. Mastery Charter School – Clymer Elementary's major federal programs are identified in the summary of auditors' results section of the accompanying schedule of findings and questioned costs.

Management's Responsibility

Management is responsible for compliance with the requirements of laws, regulations, contracts, and grants applicable to its federal programs.

Auditors' Responsibility

Our responsibility is to express an opinion on compliance for each of Mastery Charter School – Clymer Elementary's major federal programs based on our audit of the types of compliance requirements referred to above. We conducted our audit of compliance in accordance with auditing standards generally accepted in the United States of America; the standards applicable to financial audits contained in *Government Auditing Standards*, issued by the Comptroller General of the United States; and OMB Circular A-133, *Audits of States, Local Governments, and Non-Profit Organizations*. Those standards and OMB Circular A-133 require that we plan and perform the audit to obtain reasonable assurance about whether noncompliance with the types of compliance requirements referred to above that could have a direct and material effect on a major federal program occurred. An audit includes examining, on a test basis, evidence about Mastery Charter School – Clymer Elementary's compliance with those requirements and performing such other procedures as we considered necessary in the circumstances.

We believe that our audit provides a reasonable basis for our opinion on compliance for each major federal program. However, our audit does not provide a legal determination of Mastery Charter School – Clymer Elementary's compliance.

Opinion on Each Major Federal Program

In our opinion, Mastery Charter School – Clymer Elementary complied, in all material respects, with the types of compliance requirements referred to above that could have a direct and material effect on each of its major federal programs for the year ended June 30, 2013.


Report on Internal Control Over Compliance

Management of Mastery Charter School – Clymer Elementary is responsible for establishing and maintaining effective internal control over compliance with the types of compliance requirements referred to above. In planning and performing our audit of compliance, we Mastery Charter School – Clymer Elementary’s internal control over compliance with the types of requirements that could have a direct and material effect on each major federal program to determine the auditing procedures that are appropriate in the circumstances for the purpose of expressing an opinion on compliance for each major federal program and to test and report on internal control over compliance in accordance with OMB Circular A-133, but not for the purpose of expressing an opinion on the effectiveness of internal control over compliance. Accordingly, we do not express an opinion on the effectiveness of Mastery Charter School – Clymer Elementary’s internal control over compliance.

A deficiency in internal control over compliance exists when the design or operation of a control over compliance does not allow management or employees, in the normal course of performing their assigned functions, to prevent, or detect and correct, noncompliance with a type of compliance requirement of a federal program on a timely basis. *A material weakness in internal control over compliance* is a deficiency, or combination of deficiencies, in internal control over compliance, such that there is a reasonable possibility that material noncompliance with a type of compliance requirement of a federal program will not be prevented, or detected and corrected, on a timely basis. *A significant deficiency in internal control over compliance* is a deficiency, or a combination of deficiencies, in internal control over compliance with a type of compliance requirement of a federal program that is less severe than a material weakness in internal control over compliance, yet important enough to merit attention by those charged with governance.

Our consideration of internal control over compliance was for the limited purpose described in the first paragraph of this section and was not designed to identify all deficiencies in internal control over compliance that might be material weaknesses or significant deficiencies. We did not identify any deficiencies in internal control over compliance that we consider to be material weaknesses. However, material weaknesses may exist that have not been identified.

The purpose of this report on internal control over compliance is solely to describe the scope of our testing of internal control over compliance and the result of that testing based on the requirements of OMB Circular A-133. Accordingly, this report is not suitable for any other purpose.



CliftonLarsonAllen LLP

Plymouth Meeting, Pennsylvania
December 10, 2013

**MASTERY CHARTER SCHOOL – CLYMER ELEMENTARY
SCHEDULE OF FINDINGS AND QUESTIONED COSTS
YEAR ENDED JUNE 30, 2013**

Section I – Summary of Auditors’ Results

Financial Statements

1. Type of auditors’ report issued: Unmodified
2. Internal control over financial reporting:
- Material weakness(es) identified? _____ yes X no
 - Significant deficiency(ies) identified that are not considered to be material weakness(es)? _____ yes X none reported
3. Noncompliance material to financial statements noted? _____ yes X no

Federal Awards

1. Internal control over major federal programs:
- Material weakness(es) identified? _____ yes X no
- Significant deficiency(ies) identified that are not considered to be material weakness(es)? _____ yes X none reported
2. Type of auditor’s report issued on compliance for major federal programs: Unmodified
3. Any audit findings disclosed that are required to be reported in accordance with section 510(a) of Circular A-133? _____ yes X no

Identification of Major Federal Programs

CFDA Number(s)	Name of Federal Program or Cluster
84.010	Pass-Through Pennsylvania Department of Education – Title I Improving Basic Programs
84.388	Pass-Through Pennsylvania Department of Education – ARRA – Title I School Improvement Grant

Dollar threshold used to distinguish between Type A or Type B programs was: \$ 300,000

- Auditee qualified as low-risk auditee pursuant to OMB Circular A-133? _____ yes X no

**MASTERY CHARTER SCHOOL – CLYMER ELEMENTARY
SCHEDULE OF FINDINGS AND QUESTIONED COSTS
YEAR ENDED JUNE 30, 2013**

Section II – Financial Statement Findings

Our audit did not disclose any matters required to be reported in accordance with Government Auditing Standards.

Section III – Findings and Questioned Costs – Major Federal Programs

Our audit did not disclose any matters required to be reported in accordance with Section 510(a) of OMB Circular A-133.

Section IV – Prior Audit Findings

There were no prior year findings required to be reported under the Federal Single Audit Act.