

MASTERY CHARTER HIGH SCHOOL

**FINANCIAL STATEMENTS AND
SUPPLEMENTARY INFORMATION**

YEAR ENDED JUNE 30, 2015
(WITH COMPARATIVE TOTALS FOR JUNE 30, 2014)

**MASTERY CHARTER HIGH SCHOOL
TABLE OF CONTENTS
YEAR ENDED JUNE 30, 2015**

INDEPENDENT AUDITORS' REPORT	1
REQUIRED SUPPLEMENTARY INFORMATION	
MANAGEMENT'S DISCUSSION AND ANALYSIS (UNAUDITED)	4
BASIC FINANCIAL STATEMENTS	
STATEMENT OF NET POSITION	8
STATEMENT OF ACTIVITIES	9
BALANCE SHEET – GOVERNMENTAL FUNDS	10
RECONCILIATION OF THE BALANCE SHEET OF GOVERNMENTAL FUNDS TO THE STATEMENT OF NET POSITION	11
STATEMENT OF REVENUES, EXPENDITURES AND CHANGES IN FUND BALANCE – GOVERNMENTAL FUNDS	12
RECONCILIATION OF THE STATEMENT OF REVENUES, EXPENDITURES AND CHANGES IN FUND BALANCES OF GOVERNMENT FUNDS TO THE STATEMENT OF ACTIVITIES	13
NOTES TO FINANCIAL STATEMENTS	14
REQUIRED SUPPLEMENTARY INFORMATION	
SCHEDULE OF REVENUES, EXPENDITURES AND CHANGES IN FUND BALANCE – BUDGET AND ACTUAL – GENERAL FUND (UNAUDITED)	30
SCHEDULES OF PROPORTIONATE SHARE OF PSERS NET PENSION LIABILITY AND CONTRIBUTIONS	31
SINGLE AUDIT REQUIREMENTS	
SCHEDULE OF EXPENDITURES OF FEDERAL AWARDS	32
NOTES TO SCHEDULE OF EXPENDITURES OF FEDERAL AWARDS	33
INDEPENDENT AUDITORS' REPORT ON INTERNAL CONTROL OVER FINANCIAL REPORTING AND ON COMPLIANCE AND OTHER MATTERS BASED ON AN AUDIT OF FINANCIAL STATEMENTS PERFORMED IN ACCORDANCE WITH <i>GOVERNMENTAL AUDITING STANDARDS</i>	34

**MASTERY CHARTER HIGH SCHOOL
TABLE OF CONTENTS
YEAR ENDED JUNE 30, 2015**

INDEPENDENT AUDITORS' REPORT ON COMPLIANCE WITH REQUIREMENTS THAT COULD HAVE A DIRECT AND MATERIAL EFFECT ON EACH MAJOR PROGRAM AND ON INTERNAL CONTROL OVER COMPLIANCE IN ACCORDANCE WITH OMB CIRCULAR A-133	36
SCHEDULE OF FINDINGS AND QUESTIONED COSTS	38



CliftonLarsonAllen

CliftonLarsonAllen LLP
CLAconnect.com

INDEPENDENT AUDITORS' REPORT

Board of Trustees
Mastery Charter High School
Philadelphia, Pennsylvania

Report on the Financial Statements

We have audited the accompanying financial statements of the governmental activities and the general fund of Mastery Charter High School, as of and for the year ended June 30, 2015, and the related notes to the financial statements, which collectively comprise the entity's basic financial statements as listed in the table of contents.

Management's Responsibility for the Financial Statements

Management is responsible for the preparation and fair presentation of these financial statements in accordance with accounting principles generally accepted in the United States of America; this includes the design, implementation, and maintenance of internal control relevant to the preparation and fair presentation of financial statements that are free from material misstatement, whether due to fraud or error.

Auditors' Responsibility

Our responsibility is to express opinions on these financial statements based on our audit. We conducted our audit in accordance with auditing standards generally accepted in the United States of America and the standards applicable to financial audits contained in *Government Auditing Standards*, issued by the Comptroller General of the United States. Those standards require that we plan and perform the audit to obtain reasonable assurance about whether the financial statements are free from material misstatement.

An audit involves performing procedures to obtain audit evidence about the amounts and disclosures in the financial statements. The procedures selected depend on the auditors' judgment, including the assessment of the risks of material misstatement of the financial statements, whether due to fraud or error. In making those risk assessments, the auditor considers internal control relevant to the entity's preparation and fair presentation of the financial statements in order to design audit procedures that are appropriate in the circumstances, but not for the purpose of expressing an opinion on the effectiveness of the entity's internal control. Accordingly, we express no such opinion. An audit also includes evaluating the appropriateness of accounting policies used and the reasonableness of significant accounting estimates made by management, as well as evaluating the overall presentation of the financial statements.

We believe that the audit evidence we have obtained is sufficient and appropriate to provide a basis for our audit opinions.

Opinions

In our opinion, the financial statements referred to above present fairly, in all material respects, the respective financial position of the governmental activities and general fund of Mastery Charter High School as of June 30, 2015, and the respective changes in financial position for the year then ended in accordance with accounting principles generally accepted in the United States of America.

Emphasis of a Matter

During fiscal year ended June 30, 2015, the Mastery Charter High School adopted GASB Statement No. 68, Accounting and Financial Reporting for Pensions and the related GASB Statement No. 71 Pension Transition for Contributions Made Subsequent to the Measurement Date—an amendment of GASB Statement No. 68. As a result of the implementation of these standards, the Mastery Charter High School reported a restatement for the change in accounting principle (see Note 8). Our auditors' opinion was not modified with respect to the restatement.

Other Matters

Required Supplementary Information

Accounting principles generally accepted in the United States of America require that the management's discussion and analysis and the schedule of revenues, expenditures and changes in fund balance- budget and actual and the schedules of proportionate share of PSERS net pension liability and contributions on pages 4 through 7 and pages 30 and 31 be presented to supplement the basic financial statements. Such information, although not a part of the basic financial statements, is required by the Governmental Accounting Standards Board who considers it to be an essential part of financial reporting for placing the basic financial statements in an appropriate operational, economic, or historical context. We have applied certain limited procedures to the required supplementary information in accordance with auditing standards generally accepted in the United States of America, which consisted of inquiries of management about the methods of preparing the information and comparing the information for consistency with management's responses to our inquiries, the basic financial statements, and other knowledge we obtained during our audit of the basic financial statements. We do not express an opinion or provide any assurance on the information because the limited procedures do not provide us with sufficient evidence to express an opinion or provide any assurance.

Report on Summarized Comparative Information

We have previously audited the Mastery Charter High School's 2014 financial statements, and we expressed an unmodified audit opinion on those audited financial statements of the governmental activities and general fund in our report dated November 11, 2014. In our opinion, the summarized comparative information presented herein as of and for the year ended June 30, 2014, is consistent, in all material respects, with the audited financial statements from which it has been derived.


Other Information

Our audit was conducted for the purpose of forming opinions on the financial statements that collectively comprise the Mastery Charter High School's basic financial statements. The schedule of expenditures of federal awards, as required by U.S. Office of Management and Budget Circular A-133, *Audits of States, Local Governments, and Non-Profit Organizations* is presented for purposes of additional analysis and is not a required part of the basic financial statements. The schedule of expenditures of federal awards is the responsibility of management and was derived from and relates directly to the underlying accounting and other records used to prepare the basic financial statements. Such information has been subjected to the auditing procedures applied in the audit of the basic financial statements and certain additional procedures, including comparing and reconciling such information directly to the underlying accounting and other records used to prepare the basic financial statements or to the basic financial statements themselves, and other additional procedures in accordance with auditing standards generally accepted in the United States of America. In our opinion, the schedule of expenditures of federal awards is fairly stated, in all material respects, in relation to the basic financial statements as a whole.

Board of Trustees
Mastery Charter High School

Other Reporting Required by *Government Auditing Standards*

In accordance with *Government Auditing Standards*, we have also issued our report dated November 16, 2015 on our consideration of Mastery Charter High School's internal control over financial reporting and on our tests of its compliance with certain provisions of laws, regulations, contracts, and grant agreements and other matters. The purpose of that report is to describe the scope of our testing of internal control over financial reporting and compliance and the result of that testing, and not to provide an opinion on internal control over financial reporting or on compliance. That report is an integral part of an audit performed in accordance with *Government Auditing Standards* in considering Mastery Charter High School's internal control over financial reporting and compliance.

A handwritten signature in cursive script that reads "CliftonLarsonAllen LLP".

CliftonLarsonAllen LLP

Plymouth Meeting, Pennsylvania
November 16, 2015

**MASTERY CHARTER HIGH SCHOOL
MANAGEMENT'S DISCUSSION AND ANALYSIS (UNAUDITED)
JUNE 30, 2015**

The Board of Trustees of Mastery Charter High School (the School) offers readers of the School's financial statements this narrative overview and analysis of the financial activities of the School for the fiscal year ended June 30, 2015. We encourage readers to consider the information presented here in conjunction with the School's financial statements.

Financial Highlights

- Total revenues decreased by \$104,452 to \$23,815,292 primarily due to reductions in state sources, federal sources and other grants and contributions offset by increases in the local education agencies, other local sources, and management fees for the year ended June 30, 2015.
- At the close of the current fiscal year, the School reports ending net deficit of \$21,052,908. This net position balance represents a decrease in net position of \$33,002,429 for the year ended June 30, 2015 as a result of the current year decrease in net position of \$2,049,619 and the implementation of GASB 68, Accounting and Financial Reporting for Pensions, for the School's Non-Employer pension plan called Public School Employees' Retirement System (PSERS). As a result of this implementation, the School had recorded a liability of its unfunded portion of this plan. Please refer to Note 8 of this report.
- At the close of the current fiscal year, the School reports an ending general fund balance of \$631,883. The general fund balance decreased by \$2,192,345 from the previous year end general fund balance as the result of the net change in fund balance for the year ended June 30, 2015.
- The School's cash balance at June 30, 2015 was \$4,845,444 representing a decrease of \$1,896,388 from June 30, 2014.

Overview of the Financial Statements

The discussion and analysis is intended to serve as an introduction to the School's basic financial statements. The School's basic financial statements as presented comprise four components: Management's Discussion and Analysis (this section), the basic financial statements, budgetary comparison and reporting required under *Government Auditing Standards* and OMB Circular A-133 compliance supplement.

Government-Wide Financial Statements

The government-wide financial statements are designed to provide readers with a broad overview of the School's finances, in a manner similar to a private-sector business.

The *statement of net position* presents information on all of the School's assets and deferred outflows of resources, less liabilities and deferred inflows of resources as net position. Over time, increases or decreases in net position may serve as a useful indicator of whether the financial position of the School is improving or deteriorating.

The *statement of activities* presents information showing how the School's net position changed during the most recent fiscal year. All changes in net position are reported as soon as the underlying event giving rise to the change occurs, regardless of the timing of related cash flows.

The government-wide financial statements report on the function of the School that is principally supported by subsidies from school districts whose constituents attend the School.

**MASTERY CHARTER HIGH SCHOOL
MANAGEMENT'S DISCUSSION AND ANALYSIS (UNAUDITED)
JUNE 30, 2015**

Overview of the Financial Statements (Continued)

Fund Financial Statements

A *fund* is a group of related accounts that are used to maintain control over resources that have been segregated for specific activities or purposes. The School, like governmental type entities, utilizes fund accounting to ensure and demonstrate compliance with finance-related legal requirements. The School has one governmental fund – the general fund.

Notes to the Financial Statements

The notes provide additional information that is essential to a full understanding of the data provided in the government-wide and fund financial statements.

Government-Wide Financial Analysis

As noted earlier, net position may serve over time as a useful indicator of a government's financial position. In the case of the School, liabilities and deferred inflows exceeded assets and deferred outflows by \$21,052,908 as of June 30, 2015.

	2015	2014
Total Assets	\$ 16,470,072	\$ 17,463,717
Deferred Outflows	1,612,241	-
Total Liabilities	34,061,600	5,514,196
Deferred Inflows	5,073,621	-
Total Net Position	\$ (21,052,908)	\$ 11,949,521

* The 2014 Net Position balance has not been restated

The School's net position decreased by \$33,002,429, primarily as a result of the required implementation of GASB Statement No. 68.

**MASTERY CHARTER HIGH SCHOOL
MANAGEMENT'S DISCUSSION AND ANALYSIS (UNAUDITED)
JUNE 30, 2015**

Government-Wide Financial Analysis (Continued)

The School's revenues are predominately from the School District of Philadelphia, based on the student enrollment, management fees, and donations from private sources and awards from federal sources.

	<u>2015</u>	<u>2014</u>
REVENUES		
Local Educational Agencies	\$ 6,394,808	\$ 6,263,928
State Sources	124,801	1,096,673
Federal Sources	4,044,415	4,536,948
Management Fees	9,185,843	8,312,253
Other Grants and Contributions	1,534,999	2,711,484
Other Local Sources	2,510,573	992,674
Interest	<u>19,853</u>	<u>5,784</u>
Total Revenues	23,815,292	23,919,744
EXPENDITURES		
Instruction	6,300,491	5,809,335
Special Education	2,619,347	2,234,124
Student Support Services	1,198,365	935,616
Instruction Support Services	4,484,911	3,907,644
Administration Support	6,468,986	5,831,808
Pupil Health	69,818	64,383
Business Services	1,725,664	1,532,733
Operations and Maintenance	938,547	702,484
Food Services	214,949	164,923
Other Support Services	1,477,624	1,121,174
Student Activities	280,059	220,301
Amortization Expense	(739,575)	-
Depreciation Expense	820,966	937,292
Interest Expense	<u>4,759</u>	<u>8,686</u>
Total Expenditures	<u>25,864,911</u>	<u>23,470,503</u>
Change in Net Position	(2,049,619)	449,241
Net Position, Beginning	11,949,521	11,500,280
Prior Period Adjustment - Implementation of GASB Standard - See Note 8	<u>(30,952,810)</u>	<u>-</u>
Net Position - Beginning, as Restated	<u>(19,003,289)</u>	<u>-</u>
Net Position, Ending	<u>\$ (21,052,908)</u>	<u>\$ 11,949,521</u>

* The 2014 Net Position balance has not been restated

**MASTERY CHARTER HIGH SCHOOL
MANAGEMENT'S DISCUSSION AND ANALYSIS (UNAUDITED)
JUNE 30, 2015**

Government Fund

The focus of the School's *governmental fund* is to provide information on near-term inflows, outflows, and balances of spendable resources. Such information is useful in assessing the School's financing requirements. In particular, *fund balance* may serve as a useful measure of a government's net resources available for spending for program purposes at the end of the fiscal year.

The School's governmental fund, (the General Fund), reported an ending fund balance of \$631,883. For the year ended June 30, 2015, the School's expenditures (\$26,007,637) exceeded revenues and other financing sources (\$23,815,292) by \$2,192,345.

General Fund Budgetary Highlights

Actual revenues and other financing sources were less than budgeted revenues by \$1,671,483 primarily due to less than expected grants and contributions. Actual expenditures were more than budgeted expenditures by \$78,325 primarily due to greater than budgeted instruction expenditures.

Capital Asset and Debt Administration

CAPITAL ASSETS

As of June 30, 2015, the School's investment in capital assets for its governmental activities totaled \$9,364,589 (net of accumulated depreciation and related debt). This investment in capital assets includes building, building improvements and equipment.

Major capital asset purchases during the year included the following:

- Capital expenditures of \$147,432 for building improvements
- Capital expenditures of \$882,249 for furniture and equipment

Additional information on the School's capital assets can be found in Note 3 of this report.

LONG-TERM DEBT

As of June 30, 2015, the School has long-term debt of \$75,402 for capital lease obligations.

Economic Factors and Next Year's Budgets and Rates

The School's primary source of revenue, the School District of Philadelphia subsidy, will decrease 0.5% from \$7,990 to \$7,950 for regular education students and increase 3.5% from \$23,281 to \$24,107 for special education students.

Contacting the School's Financial Management

The financial report is designed to provide interested parties a general overview of the School's finances. Questions regarding any of the information provided in this report should be addressed to the Chief Financial Officer, Mastery Charter School – Pickett Campus, 5700 Wayne Avenue, Philadelphia, PA 19144.

MASTERY CHARTER HIGH SCHOOL
STATEMENT OF NET POSITION
JUNE 30, 2015
(WITH COMPARATIVE TOTALS AT JUNE 30, 2014)

	Governmental Activities	
	2015	2014
ASSETS		
CURRENT ASSETS		
Cash and Cash Equivalents	\$ 4,845,444	\$ 6,741,832
State Subsidies Receivable	-	243,506
Federal Subsidies Receivable	637,494	328,443
Other Receivables	323,816	53,060
Due from Other Governmental Entities	377,799	506,894
Due from High Tech High Philadelphia Foundation	1,125	-
Due from MCS Foundation	576,661	164,458
Prepaid Expenses	258,308	114,248
Deposits	9,434	80,000
Total Current Assets	7,030,081	8,232,441
CAPITAL ASSETS, NET	9,439,991	9,231,276
Total Assets	16,470,072	17,463,717
DEFERRED OUTFLOWS		
Deferred Outflows from Pensions - See Note 8	1,612,241	-
LIABILITIES		
CURRENT LIABILITIES		
Capital Lease Obligation - Current Portion	31,461	31,461
Accounts Payable	655,663	464,625
Accrued Expenses	2,734,903	3,157,148
Due to Other Governmental Entities	4,420	74,145
Due to MCS Foundation	2,500,000	350,000
Unearned Revenue	503,212	1,362,295
Total Current Liabilities	6,429,659	5,439,674
LONG-TERM LIABILITIES		
Capital Lease Obligation - Net of Current Portion	43,941	74,522
Net Pension Liability	27,588,000	-
Total Long-Term Liabilities	27,631,941	74,522
Total Liabilities	34,061,600	5,514,196
DEFERRED INFLOWS		
Deferred Inflows from Pensions - See Note 8	5,073,621	-
NET POSITION		
Net Investment in Capital Assets	9,364,589	9,125,293
Unrestricted (Deficit)	(30,417,497)	2,824,228
Total Net Position	\$ (21,052,908)	\$ 11,949,521

See accompanying Notes to Financial Statements.

**MASTERY CHARTER HIGH SCHOOL
STATEMENT OF ACTIVITIES
YEAR ENDED JUNE 30, 2015
(WITH COMPARATIVE TOTALS FOR THE YEAR ENDED JUNE 30, 2014)**

Functions	Expenses	Program Revenue		2015	2014
		Charges for Services	Operating Grants and Contributions	Net(Expense) Revenue and Changes in Net Position	Net(Expense) Revenue and Changes in Net Position
				Total Governmental Activities	Total Governmental Activities
Governmental Activities:					
Instruction	\$ 6,300,491	\$ -	\$ 3,916,005	\$ (2,384,486)	\$ (1,389,495)
Special Education	2,619,347	-	128,410	(2,490,937)	(2,117,016)
Student Support Services	1,198,365	-	-	(1,198,365)	(935,616)
Instruction Support Services	4,484,911	-	-	(4,484,911)	(3,907,644)
Administration Support	6,468,986	9,185,843	-	2,716,857	2,480,445
Pupil Health	69,818	-	-	(69,818)	(64,383)
Business Services	1,725,664	-	-	(1,725,664)	(1,532,733)
Operations and Maintenance	938,547	-	-	(938,547)	(702,484)
Other Support Services	1,477,624	-	-	(1,477,624)	(1,121,174)
Food Services	214,949	-	-	(214,949)	(164,923)
Student Activities	280,059	-	-	(280,059)	(220,301)
Amortization Expense	(739,575)	-	-	739,575	-
Depreciation	820,966	-	-	(820,966)	(937,292)
Interest Expense	4,759	-	-	(4,759)	(8,686)
Total	\$ 25,864,911	\$ 9,185,843	\$ 4,044,415	(12,634,653)	(10,621,302)
General Revenues:					
Local Educational Agencies				6,394,808	6,263,928
State Grants and Reimbursements				124,801	1,096,673
Other Grants and Contributions				1,534,999	2,711,484
Other Local Sources				2,510,573	992,674
Interest				19,853	5,784
Total General Revenues				10,585,034	11,070,543
Change in Net Position				(2,049,619)	449,241
Net Position - Beginning of Year				11,949,521	11,500,280
Prior Period Adjustment - Implementation of GASB Standard - See Note 8				(30,952,810)	-
Net Position - Beginning, as Restated				(19,003,289)	-
Net Position - End of Year				\$ (21,052,908)	\$ 11,949,521

See accompanying Notes to Financial Statements.

**MASTERY CHARTER HIGH SCHOOL
BALANCE SHEET – GOVERNMENTAL FUNDS
JUNE 30, 2015
(WITH COMPARATIVE TOTALS AT JUNE 30, 2014)**

	2015	2014
	General Fund	General Fund
ASSETS		
Cash and Cash Equivalents	\$ 4,845,444	\$ 6,741,832
State Subsidies Receivable	-	243,506
Federal Subsidies Receivable	637,494	328,443
Other Receivables	323,816	53,060
Due from Other Governmental Entities	377,799	506,894
Due from MCS Foundation	576,661	164,458
Prepaid Expenses	258,308	114,248
Deposits	9,434	80,000
	<u>\$ 7,030,081</u>	<u>\$ 8,232,441</u>
LIABILITIES AND FUND BALANCE		
LIABILITIES		
Accounts Payable	\$ 655,663	\$ 464,625
Accrued Expenses	2,734,903	3,157,148
Due to Other Governmental Entities	4,420	74,145
Due to MCS Foundation	2,500,000	350,000
Unearned Revenue	503,212	1,362,295
Total Liabilities	<u>6,398,198</u>	<u>5,408,213</u>
FUND BALANCE		
Nonspendable to:		
Prepaid Expenses	258,308	114,248
Deposits	9,434	80,000
Committed to:		
Designated for Future Budget Deficits	110,000	2,350,000
Designated for Facilities Reserve	250,000	250,000
Unassigned	4,141	29,980
Total Fund Balance	<u>631,883</u>	<u>2,824,228</u>
Total Liabilities and Fund Balance	<u>\$ 7,030,081</u>	<u>\$ 8,232,441</u>

See accompanying Notes to Financial Statements.

**MASTERY CHARTER HIGH SCHOOL
RECONCILIATION OF THE BALANCE SHEET OF GOVERNMENTAL FUNDS
TO THE STATEMENT OF NET POSITION
JUNE 30, 2015**

Total Fund Balance for Governmental Funds		\$ 631,883
Total net position reported for governmental activities in the statement of net position is different because:		
Capital assets used in governmental funds are not financial resources and, therefore, are not reported in the funds. Those assets consist of:		
	Capital Assets, Net	9,439,991
Capital lease obligations used in governmental funds are not financial resources and, therefore, are not reported in the fund liabilities. The total capital lease obligations, both current and long-term, are reported in the statement of net position.		
		(75,402)
Balances at year end are:		
Net pension liability is not due in payable in the current period and, therefore, is not reported in the funds:		
	Pension Liability	(27,588,000)
Deferred outflows is recorded as expenditure in the fund statements, but recorded as a deferred outflow and amortized in the statement of financial position.		
	Deferred Outflow	1,612,241
Deferred inflows is recorded as recorded net difference between between projected and actual investment earnings and the changes in the proportions		
	Deferred Inflow	<u>(5,073,621)</u>
Total Net Position of Governmental Activities		<u><u>\$ (21,052,908)</u></u>

MASTERY CHARTER HIGH SCHOOL
STATEMENT OF REVENUES, EXPENDITURES AND CHANGES IN FUND BALANCE
GOVERNMENTAL FUNDS
YEAR ENDED JUNE 30, 2015
(WITH COMPARATIVE TOTALS FOR THE YEAR ENDED JUNE 30, 2014)

	2015	2014
	General Fund	General Fund
REVENUES		
Local Educational Agencies	\$ 6,394,808	\$ 6,263,928
State Sources	124,801	1,096,673
Federal Sources	4,044,415	4,536,948
Management Fees	9,185,843	8,312,253
Other Grants and Contributions	1,534,999	2,711,484
Other Local Sources	2,510,573	992,674
Interest	19,853	5,784
Total Revenues	<u>23,815,292</u>	<u>23,919,744</u>
EXPENDITURES		
Instruction	8,699,226	8,058,045
Support Services	16,803,499	15,001,727
Non-Instructional Services	504,912	401,131
Capital Lease Expenditures	-	97,206
Total Expenditures	<u>26,007,637</u>	<u>23,558,109</u>
EXCESS (DEFICIT) OF REVENUES OVER EXPENDITURES	(2,192,345)	361,635
OTHER FINANCING SOURCES AND USES		
Proceeds from Capital Lease Obligation	-	97,206
NET CHANGE IN FUND BALANCE	(2,192,345)	458,841
Fund Balance - Beginning of Year	<u>2,824,228</u>	<u>2,365,387</u>
FUND BALANCE - END OF YEAR	<u><u>\$ 631,883</u></u>	<u><u>\$ 2,824,228</u></u>

See accompanying Notes to Financial Statements.

**MASTERY CHARTER HIGH SCHOOL
RECONCILIATION OF THE STATEMENT OF REVENUES, EXPENDITURES AND
CHANGES IN FUND BALANCES OF GOVERNMENTAL FUNDS TO
THE STATEMENT OF ACTIVITIES
YEAR ENDED JUNE 30, 2015**

Net Change in Fund Balance - Total Governmental Funds \$ (2,192,345)

Amounts reported for governmental activities in the statement of activities are different because:

Governmental funds report capital outlays as expenditures. However, in the statement of activities, assets are capitalized and the cost is allocated over their estimated useful lives and reported as depreciation expense. This is the amount by which capital outlays exceeded depreciation in the current period.

Depreciation Expense	(820,966)
Capital Outlays	1,029,681

Some expenses reported in the statement of activities do not require the use of current financial resources and, therefore, are not reported as expenditures in governmental funds:

Change in Pension Expense	(836,145)
Change in Amortization Expense	739,575

Governmental Funds report capital lease obligations proceeds as financing sources, while repayment is reported as expenditures. In the statement of net position, however, the capital lease obligations increases liabilities and does not affect the statement of activities and repayment of principal reduces the obligations. The net effect of these differences in the treatment of the capital lease obligations is as follows:

Capital Lease Obligations	<u>30,581</u>
---------------------------	---------------

Change in Net Position of Governmental Activities \$ (2,049,619)

**MASTERY CHARTER HIGH SCHOOL
NOTES TO FINANCIAL STATEMENTS
JUNE 30, 2015**

NOTE 1 BACKGROUND AND SUMMARY OF SIGNIFICANT ACCOUNTING POLICIES

Background

Mastery Charter High School (School), formerly known as High Tech High Philadelphia Charter School and located at the Lenfest Campus, was formed as a Pennsylvania nonprofit corporation in November 2000. The School was granted a charter by the Commonwealth to operate an independent public school for an initial five-year term beginning September 1, 2001, in accordance with Pennsylvania Act 22 of 1997. The charter was renewed in June 2015 for an additional five year-term of July 1, 2015 through June 30, 2020. During the year ended June 30, 2015, the school served 544 students in grades seven through twelve.

The Mastery Charter Schools use a Network Support Team (NST) for their educational, administrative and financial services. The NST is a separate department that is included in the operations of the School. See Note 10 for an additional description of the management agreement with the NST department.

Basis of Presentation

The financial statements of the School have been prepared in conformity with U.S. generally accepted accounting principles (GAAP) as applied to governmental units. The Governmental Accounting Standards Board (GASB) is the accepted standard setting body for establishing government accounting and financial reporting principles. The GASB has issued a codification of governmental accounting and financial reporting standards.

Comparative Financial Information

The financial statements include certain prior year summarized comparative information in total. Such information does not include sufficient detail to constitute a presentation in conformity with generally accepted accounting principles. Accordingly, such information should be read in conjunction with the School's financial statements for the year ended June 30, 2014 from which the summarized information was derived. Certain items in prior year financial statements have been reclassified to conform to current year presentation.

Government-Wide and Fund Financial Statements

The government-wide financial statements (the statement of net position and the statement of activities) report on the School as a whole. The statement of activities demonstrates the degree to which the direct expenses of the School's function are offset by program revenues.

The fund financial statements (governmental fund balance sheet and statement of governmental fund revenues, expenditures and changes in fund balance) report on the School's general fund.

Measurement Focus, Basis of Accounting and Financial Statement Presentation

Government-wide Financial Statements:

The statement of net position and the statement of activities are prepared using the economic resources measurement focus and the accrual basis of accounting. Revenues are recorded when earned and expenses are recorded when a liability is incurred regardless of the timing of the related cash flows. Grants and similar items are recognized as soon as all eligibility requirements imposed by provider have been met.

**MASTERY CHARTER HIGH SCHOOL
NOTES TO FINANCIAL STATEMENTS
JUNE 30, 2015**

NOTE 1 BACKGROUND AND SUMMARY OF SIGNIFICANT ACCOUNTING POLICIES (CONTINUED)

Measurement Focus, Basis of Accounting and Financial Statement Presentation (Continued)

Government-wide Financial Statements (Continued):

Net position represents the difference between assets and deferred outflows of resources less liabilities and deferred inflows of resources.

Fund Financial Statements:

Governmental fund financial statements are reported using the current financial resources measurement focus and the modified accrual basis of accounting. Revenues are recognized as soon as they are measurable and available. Revenues are considered to be available when they are collectible within the current period or soon enough thereafter to pay liabilities of the current period. For this purpose, the School considers revenues to be available if they are collected within 60 days of the end of the current period. Expenditures generally are recorded when a liability is incurred, as under accrual accounting.

The government reports the following major governmental fund:

General Fund – The General Fund is the operating fund of the School and accounts for all revenues and expenditures of the School.

Method of Accounting

Accounting standards requires a statement of net position, a statement of activities and changes in net position. It requires the classification of net position into three components – net investment in capital assets; restricted; and unrestricted.

These calculations are defined as follows:

- Net investment in capital assets – This component of net position consists of capital assets, including restricted capital assets, net of accumulated depreciation and reduced by the outstanding balances of any bonds, mortgages, notes and other borrowings that are attributable to the acquisition, construction, or improvement of those assets. If there are significant unspent related debt proceeds at year-end, the portion of the debt attributable to the unspent proceeds are not included in the calculation of net investment in capital assets. Rather, that portion of the debt is included in the same net position component as the unspent proceeds.
- Restricted – This component of net position consists of constraints placed on net position use through external constraints imposed by creditors such as through debt covenants, grantors, contributors, or laws or regulations of other governments or constraints imposed by law through constitutional provisions or enabling legislation.
- Unrestricted net position – This component of net position consists of net position that do not meet the definition of “restricted” or “net invested in capital assets.”

**MASTERY CHARTER HIGH SCHOOL
NOTES TO FINANCIAL STATEMENTS
JUNE 30, 2015**

NOTE 1 BACKGROUND AND SUMMARY OF SIGNIFICANT ACCOUNTING POLICIES (CONTINUED)

Method of Accounting (Continued)

In the fund financial statements, governmental funds report nonspendable portions of fund balance related to prepaid expenses, long term receivables, and corpus on any permanent fund. Restricted funds are constrained from outside parties (statute, grantors, bond agreements, etc.). Committed fund balances represent amounts constrained for a specific purpose by a governmental entity using its highest level of decision-making authority. Committed fund balances are established and modified by a resolution approved by the Board of Trustees. Assigned fund balances are intended by the School to be used for specific purposes, but are neither restricted nor committed. Unassigned fund balances are considered the remaining amounts.

When expenditures are incurred for purposes for which both restricted and unrestricted fund balance are available, it is currently the School's policy to use restricted first, then unrestricted fund balance. When expenditures are incurred for purposes for which committed, assigned, and unassigned amounts are available, it is currently the School's policy to use committed first, then assigned, and finally unassigned amounts.

Budgets and Budgetary Accounting

Budgets are adopted on a basis consistent with U.S. generally accepted accounting principles. An annual budget is adopted for the General Fund.

The Budgetary Comparison Schedule should present both the original and the final appropriated budgets for the reporting period. The School only has a general fund budget; an original budget was filed and accepted in 2014 by the Labor, Education and Community Services Comptroller's Office. An amended budget was approved by the Board of Trustees in January 2015. The budget is required supplementary information.

Use of Estimates

The preparation of financial statements in conformity with U.S. generally accepted accounting principles requires management to make estimates and assumptions that affect the reported amounts of assets and liabilities and disclosure of contingent assets and liabilities at the date of the financial statements, and the reported amounts of revenues and expenses during the reporting period. Actual results could differ from those estimates.

Concentration of Credit Risk

Periodically, the School may maintain deposits in excess of the Federal Deposit Insurance Corporation's limit of \$250,000, with financial institutions. At times, cash in bank may exceed FDIC insurable limits.

**MASTERY CHARTER HIGH SCHOOL
NOTES TO FINANCIAL STATEMENTS
JUNE 30, 2015**

NOTE 1 BACKGROUND AND SUMMARY OF SIGNIFICANT ACCOUNTING POLICIES (CONTINUED)

Significant Accounting Estimates—Self-Insured Claims

As of July 1, 2011, the Mastery Charter Schools and the Network Support Team (“the Schools”) adopted the self-funded benefit payment plan (“the plan”). The Mastery Charter High School is the plan sponsor for the plan. The plan covers eligible employees/members and dependents of the Schools (current and future schools) as defined in the agreement. The Schools are primarily self-insured, up to certain limits, for employee group health claims. The Plan contains stop-loss insurance, which will reimburse the Plan for individual claims in excess of \$150,000 annually. The stop-loss insurance provides \$1,000,000 of coverage in addition to our aggregate annual claims limit of \$8,689,466 for the fiscal year 2015. The annual claims limit is based on the average enrollment of 956 lives times a monthly claims factor of \$757. The aggregate limit is the maximum that can be paid for all employees and dependents in a policy year.

During the year ended June 30, 2015, each school paid premiums to Mastery Charter High School based on 1) previous year’s claims and premiums experience, 2) actual claims for the year ended June 30, 2015 and 3) the estimated claims incurred but not reported. Such estimates were provided by the School’s benefits consultant. A self-insured claims liability for all schools for unpaid claims and the associated claim expenses, including an estimated amount for incurred but not reported losses, is reflected in the statement of position as an accrued liability.

The liability amounted to \$774,593 as of June 30, 2015. Total expense under the program was approximately \$7,949,333, which includes Mastery Charter High School’s portion of \$1,435,154 for the year ended June 30, 2015.

Cash and Cash Equivalents

The School’s cash is considered to be cash on hand, amounts held at financial institutions, and certificate of deposits that are readily convertible to known amounts of cash.

Accounts Receivable

Accounts receivable primarily consist of amounts due from the Pennsylvania Department of Education for federal and state subsidy programs. Accounts receivable are stated at the amount management expects to collect from outstanding balances. As of June 30, 2015, no allowance for doubtful accounts was deemed warranted based on historical experience.

Prepaid Expenses

Prepaid expenses include payments to vendors for services applicable to future accounting periods such as rental payments and insurance premiums.

**MASTERY CHARTER HIGH SCHOOL
NOTES TO FINANCIAL STATEMENTS
JUNE 30, 2015**

NOTE 1 BACKGROUND AND SUMMARY OF SIGNIFICANT ACCOUNTING POLICIES (CONTINUED)

Capital Assets

Capital assets, which include property and equipment, are reported in the government-wide financial statements. All capital assets are capitalized at cost and updated for additions and retirements during the year. The School does not possess any infrastructure. Improvements are capitalized; the cost of normal maintenance and repairs that do not add to the value of the asset or materially extend an asset's life are not. Capital assets of the School are depreciated using the straight-line method over the estimated useful lives of the assets. Software costs are depreciated over thirty-six months using the straight-line method.

Pensions

For purposes of measuring the net pension liability, deferred outflows of resources and deferred inflows resources to pensions, and pension expense, information about the fiduciary net position of the Public School Employees' Retirement System (PSERS) and additions to/deductions from PSERS' fiduciary net position have been determined on the same basis as they reported by PSERS. For this purpose, benefit payments (including refunds of employee contributions) are recognized when due and payable in accordance with the benefit terms investments are reported at fair value.

General Information about the Pension Plan

Plan Description

PSERS is a governmental cost-sharing multi-employer defined benefit pension plan that provides retirement benefits to public school employees of the Commonwealth of Pennsylvania. The members eligible to participate in the System include all full-time public school employees, part-time hourly public school employees who render at least 500 hours of service in the school year, and part-time per diem public school employees who render at least 80 days of service in the school year in any of the reporting entities in Pennsylvania. PSERS issues a publicly available financial report that can be obtained at www.psers.state.pa.us.

Benefits Provided

PSERS provides retirement, disability, and death benefits. Members are eligible for monthly retirement benefits upon reaching (a) age 62 with at least 1 year of credited service; (b) age 60 with 30 or more years of credited service; or (c) 35 or more years of service regardless of age. Act 120 of 2010 (Act 120) preserves the benefits of existing members and introduced benefit reductions for individuals who become new members on or after July 1, 2011. Act 120 created two new membership classes, Membership Class T-E (Class T-E) and Membership Class T-F (Class T-F). To qualify for normal retirement, Class T-E and Class T-F members must work until age 65 with a minimum of 3 years of service or attain a total combination of age and service that is equal to or greater than 92 with a minimum of 35 years of service. Benefits are generally equal to 2% or 2.5%, depending upon membership class, or the member's final average salary (as defined in the Code) multiplied by the number of years of credited service. For members whose membership started prior to July 1, 2011, after completion of five years of service, a member's right to the defined benefits is vested and early retirement benefits may be elected. For Class T-E and Class T-F members, the right to benefits is vested after ten years of service.

**MASTERY CHARTER HIGH SCHOOL
NOTES TO FINANCIAL STATEMENTS
JUNE 30, 2015**

NOTE 1 BACKGROUND AND SUMMARY OF SIGNIFICANT ACCOUNTING POLICIES (CONTINUED)

Pensions (Continued)

Benefits Provided (Continued)

Participants are eligible for disability retirement benefits after completion of five years of credited service. Such benefits are generally equal to 2% or 2.5%, depending upon membership class, of the member's final average salary (as defined in the Code) multiplied by the number of years of credited service, but not less than one-third of such salary nor greater than the benefit the member would have had at normal retirement age. Members over normal retirement age may apply for disability benefits.

Death benefits are payable upon the death of an active member who has reached age 62 with at least one year of credited service (age 65 with at least three years of credited service for Class T-E and Class T-F members) or who has at least five years of credited service (ten years for Class T-E and Class T-F members). Such benefits are actuarially equivalent to the benefit that would have been effective if the member had retired on the day before death.

Contributions

Member Contributions:

Active members who joined the System prior to July 22, 1983, contribute at 5.25% (Membership Class T-C) or at 6.50% (Membership Class T-D) of the member's qualifying compensation

Members who joined the System on or after July 22, 1983, and who were active or inactive as of July 1, 2001, contribute at 6.25% (Membership Class T-C) or at 7.50% (Membership Class T-D) of the member's qualifying compensation.

Members who joined the System after June 30, 2001 and before July 1, 2011, contribute at 7.50% (automatic Membership Class T-D). For all new hires and for members who elected Class T-D membership, the higher contribution rates began with service rendered on or after January 1, 2002.

Members who joined the System after June 30, 2011, automatically contribute at the Membership Class T-E rate of 7.5% (base rate) of the member's qualifying compensation. All new hires after June 30, 2011, who elect Class T-F membership, contribute at 10.3% (base rate) of the member's qualifying compensation. Membership Class T-E and Class T-F are affected by a "shared risk" provision in Act 120 of 2010 that in future fiscal years could cause the Membership Class T-E contribution rate to fluctuate between 7.5% and 9.5% and Membership Class T-F contribution rate to fluctuate between 10.3% and 12.3%.

Employer Contributions:

The employers contractually required contribution rate for fiscal year ended June 30, 2015 was 20.50% of covered payroll, actuarially determined as an amount that, when combined with employee contributions is expected to finance the cost of benefits earned by employees during the year, with an additional amount to finance any unfunded accrued liability. Contributions to the pension plan from the employer were \$1,579,855 for the year ended June 30, 2015.

**MASTERY CHARTER HIGH SCHOOL
NOTES TO FINANCIAL STATEMENTS
JUNE 30, 2015**

NOTE 1 BACKGROUND AND SUMMARY OF SIGNIFICANT ACCOUNTING POLICIES (CONTINUED)

Income Tax Status

The School is exempt from federal income taxes under Section 501(c)(3) of the Internal Revenue Service Code. No provision for income taxes has been established, as the School has no unrelated business activity.

Reclassifications

Certain prior year financial statement amounts have been reclassified to the current year presentation.

NOTE 2 CASH AND CASH EQUIVALENTS

Deposits

Custodial credit risk is the risk that in the event of a bank failure, the School's deposits may not be returned to it. The School invests in repurchase agreements with its bank wherein the funds are secured by obligations of the U.S. Government or agencies or instrumentalities of the U.S. Government. As of June 30, 2015, \$4,215,691 of the School's bank balance was exposed to custodial credit risk as follows:

Uninsured and Uncollateralized	\$ 3,052,155
Collateralized	-
Uninsured and collateral held by the pledging bank's trust department not in the School's name	1,163,536
Total Custodial Credit Risk	\$ 4,215,691

Reconciliation to the Financial Statements:

Total Custodial Credit Risk	\$ 4,215,691
Plus: Insured Amount	750,000
Less: Outstanding Checks	(123,872)
Plus: Deposits in Transit	2,625
Petty Cash	1,000
Total Cash Per Financial Statements	\$ 4,845,444

**MASTERY CHARTER HIGH SCHOOL
NOTES TO FINANCIAL STATEMENTS
JUNE 30, 2015**

NOTE 3 CAPITAL ASSETS

Capital assets are stated at cost. Depreciation has been calculated on such assets using the straight line method over the following estimated lives:

Building and Improvements	30 Years
Furniture & Equipment	5 to 7 Years
Capital Lease Equipment	5 Years
Software	3 Years

Capital asset activity for the year is summarized below:

	Balance July 01, 2014	Deletions	Additions	Balance June 30, 2015
Land	\$ 267,500	\$ -	\$ -	\$ 267,500
Building and Improvements	12,294,433	-	147,432	12,441,865
Furniture and Equipment	1,617,849	-	882,249	2,500,098
Capital Lease Equipment	195,060	-	-	195,060
Software	576,562	-	-	576,562
Total	14,951,404	-	1,029,681	15,981,085
Less: Accumulated Depreciation	5,720,128	-	820,966	6,541,094
Total Capital Assets, Net	<u>\$ 9,231,276</u>	<u>\$ -</u>	<u>\$ 208,715</u>	<u>\$ 9,439,991</u>

NOTE 4 CAPITAL LEASE OBLIGATIONS

The School leases copiers under capital leases that expire February 2016 and May 2018. As of June 30, 2015, the leased copiers are reflected at a cost of \$195,060 and related accumulated depreciation of \$143,277. The leases require monthly payments of principal and interest ranging from \$884 to \$1,847 at rate ranging of 4.79% to 9.243% per annum.

Future minimum payments under the capital lease as of June 30, 2015 are as follows:

<u>Year Ending June 30,</u>	<u>Amount</u>
2015	\$ 30,948
2017	27,978
2018	20,317
Total	<u>79,243</u>
Less: Amount Representing Interest	3,841
Present Value of Minimum Lease Payments	<u>\$ 75,402</u>

The following is a summary of changes in long-term debt for the year ended June 30, 2015:

	Balance July 01, 2014	Increases	Decreases	Balance June 30, 2015
Capital Lease Obligation	\$ 105,983	\$ -	\$ 30,581	\$ 75,402
Total Long-Term Debt	<u>\$ 105,983</u>	<u>\$ -</u>	<u>\$ 30,581</u>	<u>\$ 75,402</u>

**MASTERY CHARTER HIGH SCHOOL
NOTES TO FINANCIAL STATEMENTS
JUNE 30, 2015**

NOTE 5 REVENUE

Charter schools are funded by the local public school district in which each student resides. The rate per student is determined annually and is based on the budgeted total expenditure per average daily membership of the prior school year for each school district. The majority of the students for the School reside in Philadelphia. For the year ended June 30, 2015, the rate for the School District of Philadelphia was \$7,990 per year for regular education students plus additional funding for special education students and transportation. The annual rate is paid monthly by the School District of Philadelphia and is prorated if a student enters or leaves during the year. Total revenue from these sources was \$6,394,808 for the year ended June 30, 2015.

NOTE 6 GOVERNMENT GRANTS AND REIMBURSEMENT PROGRAMS

The School participates in numerous state and federal grant and reimbursement programs, which are governed by various rules and regulations of the grantor agencies. Costs charged to the respective grant programs and reimbursement programs for social security taxes, retirement expense and health services are subject to audit and adjustment by the grantor agencies; therefore, to the extent that the School has not complied with the rules and regulations governing the grants and reimbursement programs, refunds of any money received may be required and the collectability of any related receivable at June 30, 2015 may be impaired. In the opinion of the School, there are no significant contingent liabilities relating to compliance with the rules and regulations governing the respective grants; therefore, no provision has been recorded in the accompanying financial statements for such contingencies.

NOTE 7 RETIREMENT PLAN

Effective July 1, 2012, the School was part of the Mastery Charter School 403(b) Retirement Plan, a multiple employer defined contribution plan under Section 403(b) of the Internal Revenue Code, which employees of the School can elect to contribute. Employees, who do not participate in the PSERS retirement plan, can contribute up to 5% of their qualified compensation, with the School matching up to 5% of their qualified compensation. Employees who participate in the PSERS retirement plan can also participate in the 403b plan, but these 403b contributions are not matched by the School. The School's contributions to the Plan for the years ended June 30, 2015, 2014, and 2013 were \$225,270, \$155,770 and \$79,536, respectively.

**MASTERY CHARTER HIGH SCHOOL
NOTES TO FINANCIAL STATEMENTS
JUNE 30, 2015**

NOTE 8 PENSION LIABILITIES, PENSION EXPENSE, AND DEFERRED OUTFLOWS OF RESOURCES AND DEFERRED INFLOWS OF RESOURCES RELATED TO PENSIONS

The net pension liability was measured as of June 30, 2014, and the total pension liability used to calculate the net pension liability was determined by rolling forward the System's total pension liability as of June 30, 2013 to June 30, 2014. The employer's proportion of the net pension liability was calculated utilizing the employer's one-year reported covered payroll as it relates to the total one-year reported covered payroll. At June 30, 2014, the employer's proportion was .0697 percent, which was a decrease of .0094 percent from its proportion measured as of June 30, 2013.

In prior years, the School had not recognized its portion of the net pension obligation of Public School Employees' Retirement System (PSERS). As of July 1, 2014, the School had implemented GASB issued Statement No. 68, Accounting and Financial Reporting for Pensions ("GASB 68"), where the portion of Mastery Charter High School's portion of this pension liability and associated expense was needed to be recorded through June 30, 2014. Under generally accepted accounting principles, pension expense should be recognized at the time when the expense had incurred and an associated liability should be recorded. Accordingly, a prior period adjustment is required to reflect the amount of net pension expense from the System which existed as of the date of the School's inception.

As of July 1, 2014, net assets have been restated as follows:

	Unrestricted	Net Investment in Capital Assets	Total
Net Position, July 1, 2014, as Previously Reported	\$ 2,824,228	\$ 9,125,293	\$ 11,949,521
Cumulative Effect of Application of GASB 68, Net Pension Liability	(32,381,000)	-	(32,381,000)
Cumulative Effect of Application of GASB 71, Deferred Outflow of Resources for Contributions Made to the Plan During the Year Ending June 30, 2014	<u>1,428,190</u>	<u>-</u>	<u>1,428,190</u>
Net Position, July 1, 2014, as Restated	<u><u>\$ (28,128,582)</u></u>	<u><u>\$ 9,125,293</u></u>	<u><u>\$ (19,003,289)</u></u>

**MASTERY CHARTER HIGH SCHOOL
NOTES TO FINANCIAL STATEMENTS
JUNE 30, 2015**

NOTE 8 PENSION LIABILITIES, PENSION EXPENSE, AND DEFERRED OUTFLOWS OF RESOURCES AND DEFERRED INFLOWS OF RESOURCES RELATED TO PENSIONS (CONTINUED)

For the year ended June 30, 2015, the employer recognized pension expense of \$2,416,000. At June 30, 2015, the employer reported deferred outflows of resources and deferred inflows of resources related to pensions from the following sources:

	<u>Deferred Outflows of Resources</u>	<u>Deferred Inflows of Resources</u>
Difference Between Expected and Actual Experience	\$ -	\$ -
Changes in Assumptions	-	-
Net Difference Between Projected and Actual Investment Earnings	-	(1,972,000)
Changes in proportions	-	(3,101,621)
Difference Between Employer Contributions and Proportionate Share of Total Contributions	32,386	-
Contributions Subsequent to the Measurement Date	1,579,855	-
	<u>\$ 1,612,241</u>	<u>\$ (5,073,621)</u>

\$1,579,855 reported as deferred outflows of resources related to pensions resulting from employer contributions subsequent to the measurement date will be recognized as a reduction of the net pension liability in the year ended June 30, 2016. Other amounts reported as deferred outflows of resources and deferred inflows of resources related to pensions will be recognized in pension expense as follows:

<u>Years Ended June 30</u>	<u>Amount</u>
2016	\$ (1,232,575)
2017	(1,232,575)
2018	(1,232,575)
2019	(1,232,575)
2020	(110,936)
	<u>\$ (5,041,236)</u>

**MASTERY CHARTER HIGH SCHOOL
NOTES TO FINANCIAL STATEMENTS
JUNE 30, 2015**

NOTE 8 PENSION LIABILITIES, PENSION EXPENSE, AND DEFERRED OUTFLOWS OF RESOURCES AND DEFERRED INFLOWS OF RESOURCES RELATED TO PENSIONS (CONTINUED)

Actuarial Assumptions

The total pension liability as of June 30, 2014 was determined by rolling forward the System's total pension liability as of the June 30, 2013 actuarial valuation to June 30, 2014 using the following actuarial assumptions, applied to all periods included in the measurement:

- Actuarial cost method – Entry Age Normal – level % of pay
- Investment return – 7.50%, includes inflation at 3%
- Salary increases – Effective average of 5.50%, which reflects an allowance for inflation of 3.00%, real wage growth of 1%, and merit or seniority increases of 1.50%.
- Mortality rates were based on the RP-2000 Combined Healthy Annuitant Tables (male and female) with age set back 3 years for both males and females. For disabled annuitants the RP-2000 Combined Disabled Tables (male and female) with age set back 7 years for males and 3 years for females

The actuarial assumptions used in the June 30, 2014 valuation were based on the experience study that was performed for the five-year period ending June 30, 2010. The recommended assumption changes based on this experience study were adopted by the Board at its March 11, 2011 Board meeting, and were effective beginning with the June 30, 2011 actuarial valuation.

The long-term expected rate of return on pension plan investments was determined using a building-block method in which best-estimate ranges of expected future rates of return (expected returns, net of pension plan investment expense and inflation) are developed for each major asset class. These ranges are combined to produce the long-term expected rate of return by weighting the expected future real rates of return by the target asset allocation percentage and by adding expected inflation.

**MASTERY CHARTER HIGH SCHOOL
NOTES TO FINANCIAL STATEMENTS
JUNE 30, 2015**

NOTE 8 PENSION LIABILITIES, PENSION EXPENSE, AND DEFERRED OUTFLOWS OF RESOURCES AND DEFERRED INFLOWS OF RESOURCES RELATED TO PENSIONS (CONTINUED)

Actuarial Assumptions (Continued)

The pension plan's policy in regard to the allocation of invested plan assets is established and may be amended by the Board. Plan assets are managed with a long-term objective of achieving and maintaining a fully funded status for the benefits provided through the pension.

<u>Asset Class</u>	<u>Target Allocation</u>	<u>Long-Term Expected Real Rate of Return</u>
Public Markets Global Equity	19%	5.0%
Private Markets (Equity)	21%	6.5%
Private Real Estate	13%	4.7%
Global Fixed Income	8%	2.0%
U.S. Long Treasuries	3%	1.4%
TIPS	12%	1.2%
High Yield Bonds	6%	1.7%
Cash	3%	0.9%
Absolute Return	10%	4.8%
Risk Parity	5%	3.9%
MLP's/Infrastructure	3%	5.3%
Commodities	6%	3.3%
Financing (LIBOR)	-9%	1.1%
	<u>100%</u>	

The above was the Board's adopted asset allocation policy and best estimates of geometric real rates of return for each major asset class as of June 30, 2014.

Discount Rate

The discount rate used to measure the total pension liability was 7.50%. The projections of cash flows used to determine the discount rate assumed that contributions from plan members will be made at the current contribution rate and that contributions from employers will be made contractually required rates, actuarially determined. Based on those assumptions, the pension plan's fiduciary net asset position was projected to be available to make all projected future benefit payments of current plan members. Therefore, the long-term expected rate of return on pension plan investments was applied to all periods of projected benefit payments to determine the total pension liability.

**MASTERY CHARTER HIGH SCHOOL
NOTES TO FINANCIAL STATEMENTS
JUNE 30, 2015**

NOTE 8 PENSION LIABILITIES, PENSION EXPENSE, AND DEFERRED OUTFLOWS OF RESOURCES AND DEFERRED INFLOWS OF RESOURCES RELATED TO PENSIONS (CONTINUED)

Sensitivity of the Employer’s Proportionate Share of the Net Pension Liability to Changes in the Discount Rate

The following presents the net pension liability, calculated using the discount rate of 7.50%, as well as what the net pension liability would be if it were calculated using a discount rate that is 1-percentage point lower (6.50%), or 1-percentage point higher (8.50%) than the current rate:

	1% Decrease 6.50%	Current Discount Rate 7.50%	1% Increase 8.50%
Employer's Proportionate Share of the Net Pension Liability	\$ 34,412,000	\$ 27,588,000	\$ 21,762,000

Pension Plan Fiduciary Net Position

Detailed information about PSERS’ fiduciary net position is available in PSERS Comprehensive Annual Financial Report which can be found on the System’s website at www.psers.state.pa.us.

NOTE 9 RISK MANAGEMENT

The School is exposed to various risks of loss related to torts: theft of, damage to, and destruction of assets; errors and omissions; injuries to employees; and natural disasters. The School carries commercial insurance for such risks. There has been no significant reduction in insurance coverage from the previous year in any of the School’s policies. Settled claims resulting from these risks have not exceeded commercial insurance coverage in the past three years.

NOTE 10 MANAGEMENT AGREEMENT

As of July 1, 2014, the School entered into a one year management agreement with the other Mastery Charter Schools, who are considered related parties (see Note 11). The Network Support Team (NST) provides educational, administrative and financial services. The NST management fee is 8.5% of local school funds plus reimbursement for any costs NST incurs in providing the educational and administrative services. Unless specified notice is given, the agreement renews each year during the term of the School’s charter.

As of October 2014, the School entered into a one year technology and equipment agreement with the other Mastery Charter Schools. A set fee was established with each of the other schools.

The NST management fee and technology and equipment fee for the Mastery charter schools totaled \$9,185,846 and \$857,329, respectively, for the current year. The NST revenue and the School’s fee have been eliminated for reporting purposes since the NST is considered part of the legal entity of the School.

**MASTERY CHARTER HIGH SCHOOL
NOTES TO FINANCIAL STATEMENTS
JUNE 30, 2015**

NOTE 11 RELATED PARTY TRANSACTIONS

Mastery Charter School – Thomas Campus, Mastery Charter School – Shoemaker Campus, Mastery Charter School – Pickett Campus, Mastery Charter School – Mann Elementary, Mastery Charter School – Smedley Elementary, Mastery Charter School – Harrity Elementary, Mastery Charter School – Gratz Campus, Mastery Charter School – Clymer Elementary, Mastery Charter School – Cleveland Elementary, Mastery Charter School – Pastorius Campus and Hardy Williams Academy Charter School are considered related parties as a result of common members of the boards, the management of the schools and common usage of the NST (see Note 10).

The following represents amounts due from and to related parties as of June 30, 2015 for balances due to/from other Mastery Charter Schools.

	Mastery Charter High School		NST		Total	
	Due From (Receivable)	Due to (Payable)	Due From (Receivable)	Due to (Payable)	Due From (Receivable)	Due to (Payable)
Due from Other Governmental Entities	\$ -	\$ 4,420	377,799	\$ -	\$ 377,799	\$ 4,420
	<u>\$ -</u>	<u>\$ 4,420</u>	<u>\$ 377,799</u>	<u>\$ -</u>	<u>\$ 377,799</u>	<u>\$ 4,420</u>

NOTE 12 SIGNIFICANT TRANSACTIONS

There are significant transactions with Mastery Charter Schools Foundation. During the year end June 30, 2015, MCSF provided a \$2,500,000 interest-free loan to the School for general operating costs of NST. The loan has a maturity date of June 30, 2016. The outstanding balance of \$2,500,000 is included in the Due to Mastery Charter School Foundation balance at June 30, 2015.

	Mastery Charter High School		NST		Total	
	Due From (Receivable)	Due to (Payable)	Due From (Receivable)	Due to (Payable)	Due From (Receivable)	Due to (Payable)
Due from MCSF	\$ 6,649	\$ -	\$ 570,012	\$ 2,500,000	\$ 576,661	\$ 2,500,000
	<u>\$ 6,649</u>	<u>\$ -</u>	<u>\$ 570,012</u>	<u>\$ 2,500,000</u>	<u>\$ 576,661</u>	<u>\$ 2,500,000</u>

**MASTERY CHARTER HIGH SCHOOL
NOTES TO FINANCIAL STATEMENTS
JUNE 30, 2015**

NOTE 13 NEW ACCOUNTING STANDARDS

In February 2015, GASB issued Statement No. 72, Fair Value Measurement and Application (“GASB 72”). The objective of this Statement is to improve financial reporting by clarifying the definition of fair value for financial reporting purposes, establishing general principles for measuring fair value, providing additional fair value application guidance, and for enhancing disclosures around fair value measurements. The provisions of this Statement are effective financial statements in periods beginning after June 15, 2015. The School has not yet completed the process of evaluating the impact of GASB 72 on its financial statements.

In June 2015, GASB issued Statement No. 76, The Hierarchy of Generally Accepted Accounting Principles for State and Local Governments (“GASB 76”). The objective of this Statement is to identify—in the context of the current governmental financial reporting environment—the hierarchy of generally accepted accounting principles (GAAP). The “GAAP hierarchy” consists of the sources of accounting principles used to prepare financial statements of state and local governmental entities in conformity with GAAP and the framework for selecting those principles.

This Statement supersedes Statement No. 55, The Hierarchy of Generally Accepted Accounting Principles for State and Local Governments. The requirements of this Statement are effective for financial statements for periods beginning after June 15, 2015, and should be applied retroactively. Earlier application is permitted. The School has not yet completed the process of evaluating the impact of GASB 76 on its financial statements.

**MASTERY CHARTER HIGH SCHOOL
SCHEDULE OF REVENUES, EXPENDITURES AND CHANGES IN FUND BALANCE
BUDGET AND ACTUAL
GENERAL FUND
(UNAUDITED)
YEAR ENDED JUNE 30, 2015**

	Budgeted Amounts		Actual Amounts	Over (Under) Final Budget
	Original	Final		
REVENUES				
Local Educational Agencies	\$ 6,524,328	\$ 6,412,912	\$ 6,394,808	\$ (18,104)
State Sources	54,096	54,096	124,801	70,705
Federal Sources	523,578	749,679	4,044,415	3,294,736
Management Fees	9,444,548	10,240,726	9,185,843	(1,054,883)
Other Grants and Contributions	7,932,593	7,738,352	1,534,999	(6,203,353)
Other Local Sources	-	291,010	2,510,573	2,219,563
Interest	-	-	19,853	19,853
Total Revenues	24,479,143	25,486,775	23,815,292	(1,671,483)
EXPENDITURES				
Instruction	7,686,737	7,748,620	8,699,226	950,606
Support Services	16,598,631	17,456,493	16,803,499	(652,994)
Non-Instructional Services	636,312	724,199	504,912	(219,287)
Total Expenditures	24,921,680	25,929,312	26,007,637	78,325
NET CHANGE IN FUND BALANCE	<u>\$ (442,537)</u>	<u>\$ (442,537)</u>	<u>(2,192,345)</u>	<u>\$ (1,749,808)</u>
Fund Balance - Beginning of Year			2,824,228	
FUND BALANCE - END OF YEAR			<u>\$ 631,883</u>	

MASTERY CHARTER HIGH SCHOOL

**Schedule of Proportionate Share of PSERS Net Pension Liability (NPL)
Determined as of June 30, 2014, PSERS Measurement Date (Unaudited)
(in Thousands)**

<u>Fiscal Year</u>	<u>PSERS Net Pension Liability</u>		<u>School's Covered Employee Payroll</u>	<u>School's Proportionate Share of NPL as a % of Covered-Employee Payroll</u>	<u>PSERS Fiduciary Net Position as a % of Total Pension Liability</u>
	<u>School's Proportion</u>	<u>School's Proportion Share</u>			
2014/15	0.06970%	\$ 27,588	\$ 8,894	310%	57.2%

**PSERS Schedule of Contributions (Unaudited)
(in thousands)**

<u>Fiscal Year</u>	<u>Contractually Required Contributions</u>	<u>Contributions Recognized by PSERS in FY 2014/15</u>	<u>Contribution Deficiency (Excess)</u>	<u>Covered-Employee Payroll</u>	<u>Contributions as a % of Covered-Employee Payroll</u>
2014/15	\$ 1,580	\$ 1,580	\$ -	\$ 8,894	17.8%

**MASTERY CHARTER HIGH SCHOOL
SCHEDULE OF EXPENDITURES OF FEDERAL AWARDS
YEAR ENDED JUNE 30, 2015**

Federal Grantor/ Pass-Through Grantor/ Program Title	Source Code	Federal CFDA Number	Pass- Through Grantor's Number	Grant/ Contract Period	Grant Amount	Accrued (Deferred) Revenue at 7/1/14	Total Received for the Year	Federal Disbursements/ Expenditures	Accrued (Deferred) at 6/30/15
U.S. Department of Education:									
Charter School Program Grant	D	84.282	U28M100039	10/01/10-9/30/15	\$ 7,950,000	\$ 64,321	\$ 1,243,567	\$ 1,277,950	\$ 98,704
Teacher Incentive Fund Grant	D	84.374	S374A100028	10/01/10-9/30/15	7,446,283	176,235	1,914,027	2,095,626	357,834
Pass-through Pennsylvania Department of Education:									
Title I Grant - Improving Basic Programs	I	84.010	013-151023	8/7/14-9/0/15	366,826	-	366,826	366,826	-
Title II Improving Teacher Quality	I	84.367	020-141023	8/8/13-9/30/14	7,369	62	-	(62)	-
Title II Improving Teacher Quality	I	84.367	020-151023	8/7/14-9/30/15	7,240	-	7,240	7,240	-
Pass-through School District of Philadelphia:									
Individuals with Disabilities Act Part B	I	84.027	N/A	7/1/13-6/30/14	117,108	58,554	58,554	-	-
Individuals with Disabilities Act Part B	I	84.027	N/A	7/1/14-6/30/15	128,410	-	-	128,410	128,410
Total US Department of Education						299,172	3,590,214	3,875,990	584,948
U.S. Department of Agriculture									
Pass-Through Pennsylvania Department of Education:									
Food and Nutrition Services - School Breakfast Program	I	10.553	N/A	7/1/13 - 6/30/14	34,425	6,771	6,771	-	-
Food and Nutrition Services - School Lunch Program	I	10.555	N/A	7/1/13 - 6/30/14	108,315	20,926	20,926	-	-
Food and Nutrition Services - School Breakfast Program	I	10.553	N/A	7/1/14 - 6/30/15	33,766	-	21,975	33,766	11,791
Food and Nutrition Services - School Lunch Program	I	10.555	N/A	7/1/14 - 6/30/15	126,569	-	89,122	126,570	37,448
Total U.S. Department of Agriculture						27,697	138,794	160,336	49,239
U.S. Department of Health and Human Services									
Pass-Through Pennsylvania Department of Public Welfare									
Medical Assistance	I	93.778	044-007568	7/1/12 - 6/30/13	7,499	240	240	-	-
Medical Assistance	I	93.778	044-007568	7/1/13 - 6/30/14	1,334	1,334	1,334	-	-
Medical Assistance	I	93.778	044-007568	7/1/14 - 6/30/15	8,089	-	7,526	8,089	563
Total U.S. Department of Health and Human Services						1,574	9,100	8,089	563
Total Expenditures of Federal Awards						\$ 328,443	\$ 3,738,108	\$ 4,044,415	\$ 634,750

D - Direct Funding

See accompanying Notes to Schedule of Expenditures of Federal Awards.

**MASTERY CHARTER HIGH SCHOOL
NOTES TO SCHEDULE OF EXPENDITURES OF FEDERAL AWARDS
YEAR ENDED JUNE 30, 2015**

NOTE 1 GENERAL INFORMATION

The accompanying Schedule of Expenditures of Federal Awards presents the activities of the federal financial assistance programs of Mastery Charter High School (the School). Financial awards received directly from federal agencies, as well as financial assistance passed through other governmental agencies or non-profit organizations, are included in the schedule.

NOTE 2 BASIS OF PRESENTATION

The accompanying Schedule of Expenditures of Federal Awards includes the federal grant activity of the School and is presented on the accrual basis of accounting. The information in this schedule is presented in accordance with the requirements of OMB Circular A-133, *Audits of States, Local Governments, and Non-Profit Organizations*.

NOTE 3 RELATIONSHIP TO FINANCIAL STATEMENTS

The Schedule of Expenditures of Federal Awards presents only a selected portion of the activities of the School. It is not intended to, nor does it, present either the balance sheet, revenue, expenditures, or changes in fund balances of governmental funds. The financial activity for the aforementioned awards is reported in the School's statement of activities and statement of revenue, expenditures, and changes in fund balance – governmental funds.

INDEPENDENT AUDITORS' REPORT ON INTERNAL CONTROL OVER FINANCIAL REPORTING AND ON COMPLIANCE AND OTHER MATTERS BASED ON AN AUDIT OF FINANCIAL STATEMENTS PERFORMED IN ACCORDANCE WITH *GOVERNMENT AUDITING STANDARDS*

Board of Trustees
Mastery Charter High School
Philadelphia, Pennsylvania

We have audited, in accordance with the auditing standards generally accepted in the United States of America and the standards applicable to financial audits contained in *Government Auditing Standards* issued by the Comptroller General of the United States, the financial statements of the governmental activities and the general fund of Mastery Charter High School, as of and for the year ended June 30, 2015, and the related notes to the financial statements, which collectively comprise Mastery Charter High School's basic financial statements, and have issued our report thereon dated November 16, 2015.

Internal Control Over Financial Reporting

In planning and performing our audit of the financial statements, we considered Mastery Charter High School's internal control over financial reporting (internal control) to determine the audit procedures that are appropriate in the circumstances for the purpose of expressing our opinions on the financial statements, but not for the purpose of expressing an opinion on the effectiveness of Mastery Charter High School's internal control. Accordingly, we do not express an opinion on the effectiveness of Mastery Charter High School's internal control.

A deficiency in internal control exists when the design or operation of a control does not allow management or employees, in the normal course of performing their assigned functions, to prevent, or detect and correct, misstatements on a timely basis. A *material weakness* is a deficiency, or a combination of deficiencies, in internal control, such that there is a reasonable possibility that a material misstatement of the entity's financial statements will not be prevented, or detected and corrected on a timely basis. A *significant deficiency* is a deficiency, or a combination of deficiencies, in internal control that is less severe than a material weakness, yet important enough to merit attention by those charged with governance.


Our consideration of internal control was for the limited purpose described in the first paragraph of this section and was not designed to identify all deficiencies in internal control that might be material weaknesses or significant deficiencies. Given these limitations, during our audit we did not identify any deficiencies in internal control that we consider to be material weaknesses. However, material weaknesses may exist that have not been identified.

Compliance and Other Matters

As part of obtaining reasonable assurance about whether Mastery Charter High School's financial statements are free from material misstatement, we performed tests of its compliance with certain provisions of laws, regulations, contracts, and grant agreements, noncompliance with which could have a direct and material effect on the determination of financial statement amounts. However, providing an opinion on compliance with those provisions was not an objective of our audit, and accordingly, we do not express such an opinion. The results of our tests disclosed no instances of noncompliance or other matters that are required to be reported under *Government Auditing Standards*.

Purpose of this Report

The purpose of this report is solely to describe the scope of our testing of internal control and compliance and the result of that testing, and not to provide an opinion on the effectiveness of the entity's internal control or on compliance. This report is an integral part of an audit performed in accordance with *Government Auditing Standards* in considering the entity's internal control and compliance. Accordingly, this communication is not suitable for any other purpose.



CliftonLarsonAllen LLP

Plymouth Meeting, Pennsylvania
November 16, 2015

INDEPENDENT AUDITORS' REPORT ON COMPLIANCE WITH REQUIREMENTS THAT COULD HAVE A DIRECT AND MATERIAL EFFECT ON EACH MAJOR PROGRAM AND ON INTERNAL CONTROL OVER COMPLIANCE IN ACCORDANCE WITH OMB CIRCULAR A-133

Board of Trustees
Mastery Charter High School
Philadelphia, Pennsylvania

Report on Compliance for Each Major Federal Program

We have audited Mastery Charter High School's compliance with the types of compliance requirements described in the *OMB Circular A-133 Compliance Supplement* that could have a direct and material effect on each of Mastery Charter High School's major federal programs for the year ended June 30, 2015. Mastery Charter High School's major federal programs are identified in the summary of auditors' results section of the accompanying schedule of findings and questioned costs.

Management's Responsibility

Management is responsible for compliance with the requirements of laws, regulations, contracts, and grants applicable to its federal programs.

Auditors' Responsibility

Our responsibility is to express an opinion on compliance for each of Mastery Charter High School's major federal programs based on our audit of the types of compliance requirements referred to above. We conducted our audit of compliance in accordance with auditing standards generally accepted in the United States of America; the standards applicable to financial audits contained in *Government Auditing Standards*, issued by the Comptroller General of the United States; and OMB Circular A-133, *Audits of States, Local Governments, and Non-Profit Organizations*. Those standards and OMB Circular A-133 require that we plan and perform the audit to obtain reasonable assurance about whether noncompliance with the types of compliance requirements referred to above that could have a direct and material effect on a major federal program occurred. An audit includes examining, on a test basis, evidence about Mastery Charter High School's compliance with those requirements and performing such other procedures as we considered necessary in the circumstances.

We believe that our audit provides a reasonable basis for our opinion on compliance for each major federal program. However, our audit does not provide a legal determination of Mastery Charter High School's compliance.

Opinion on Each Major Federal Program

In our opinion, Mastery Charter High School complied, in all material respects, with the types of compliance requirements referred to above that could have a direct and material effect on each of its major federal programs for the year ended June 30, 2015.


Report on Internal Control Over Compliance

Management of Mastery Charter High School is responsible for establishing and maintaining effective internal control over compliance with the types of compliance requirements referred to above. In planning and performing our audit of compliance, we considered Mastery Charter High School's internal control over compliance with the types of requirements that could have a direct and material effect on each major federal program to determine the auditing procedures that are appropriate in the circumstances for the purpose of expressing an opinion on compliance for each major federal program and to test and report on internal control over compliance in accordance with OMB Circular A-133, but not for the purpose of expressing an opinion on the effectiveness of internal control over compliance. Accordingly, we do not express an opinion on the effectiveness of Mastery Charter High School's internal control over compliance.

A deficiency in internal control over compliance exists when the design or operation of a control over compliance does not allow management or employees, in the normal course of performing their assigned functions, to prevent, or detect and correct, noncompliance with a type of compliance requirement of a federal program on a timely basis. *A material weakness in internal control over compliance* is a deficiency, or combination of deficiencies, in internal control over compliance, such that there is a reasonable possibility that material noncompliance with a type of compliance requirement of a federal program will not be prevented, or detected and corrected, on a timely basis. *A significant deficiency in internal control over compliance* is a deficiency, or a combination of deficiencies, in internal control over compliance with a type of compliance requirement of a federal program that is less severe than a material weakness in internal control over compliance, yet important enough to merit attention by those charged with governance.

Our consideration of internal control over compliance was for the limited purpose described in the first paragraph of this section and was not designed to identify all deficiencies in internal control over compliance that might be material weaknesses or significant deficiencies. We did not identify any deficiencies in internal control over compliance that we consider to be material weaknesses. However, material weaknesses may exist that have not been identified.

The purpose of this report on internal control over compliance is solely to describe the scope of our testing of internal control over compliance and the result of that testing based on the requirements of OMB Circular A-133. Accordingly, this report is not suitable for any other purpose.



CliftonLarsonAllen LLP

Plymouth Meeting, Pennsylvania
November 16, 2015

**MASTERY CHARTER HIGH SCHOOL
SCHEDULE OF FINDINGS AND QUESTIONED COSTS
YEAR ENDED JUNE 30, 2015**

Section I – Summary of Auditors’ Results

Financial Statements

1. Type of auditors’ report issued: Unmodified
2. Internal control over financial reporting:
- Material weakness(es) identified? _____ yes X no
 - Significant deficiency(ies) identified that are not considered to be material weakness(es)? _____ yes X none reported
3. Noncompliance material to financial statements noted? _____ yes X no

Federal Awards

1. Internal control over major federal programs:
- Material weakness(es) identified? _____ yes X no
- Significant deficiency(ies) identified that are not considered to be material weakness(es)? _____ yes X none reported
2. Type of auditor’s report issued on compliance for major federal programs: Unmodified
3. Any audit findings disclosed that are required to be reported in accordance with section 510(a) of Circular A-133? _____ yes X no

Identification of Major Federal Programs

CFDA Number(s)

84.374

Name of Federal Program or Cluster

U.S. Department of Education - Charter School Program Grant

Dollar threshold used to distinguish between Type A or Type B programs was:

\$ 300,000

Auditee qualified as low-risk auditee pursuant to OMB Circular A-133?

X yes _____ no

**MASTERY CHARTER HIGH SCHOOL
SCHEDULE OF FINDINGS AND QUESTIONED COSTS (CONTINUED)
YEAR ENDED JUNE 30, 2015**

Section II – Financial Statement Findings

Our audit did not disclose any matters required to be reported in accordance with Government Auditing Standards.

Section III – Findings and Questioned Costs – Major Federal Programs

Our audit did not disclose any matters required to be reported in accordance with Section 510(a) of OMB Circular A-133.

Section IV – Prior Audit Findings

There were no prior year findings required to be reported under the Federal Single Audit Act.